

F I N A N C I A L S T A T E M E N T S

AND

R E P O R T S

OF THE

M U N I C I P A L I T Y O F T H E C O U N T Y O F H A L I F A X

FOR THE YEAR

1 9 6 2

ANNUAL COUNCIL SESSION

MARCH - 1963.

F I N A N C I A L S T A T E M E N T S

AND

R E P O R T S

OF THE

M U N I C I P A L I T Y O F T H E C O U N T Y O F H A L I F A X

FOR THE YEAR

1 9 6 2

ANNUAL COUNCIL SESSION

MARCH - 1963.

I N D E X

FINANCIAL STATEMENTS

REPORTS -

Appeal Board Report for 1962

Auditors Report for 1962

Building Inspector's Report

Committees and Boards for 1962

County Planning Board Report

Director of Assessment Report

District Breakdown - 1962

District Officers for the Year 1963

Final Report of the Finance and Executive Committee

Graphs re Revenue and Expenditures

Halifax County Hospital Management Board Report

Halifax-Musquodoboit Veterinary Assistance Board Report

Halifax - South-East Veterinary Assistance Board Report

Jail Physician's Report

Joint Estimates

Jury Lists Committee Report

Medical Health Officer's Report

Medical Health Officer's Report - Halifax County Hospital

Municipal Collector's Report
and Statement re Taxes Paid and Outstanding

Municipal School Board Report

Municipal Social Assistance Policy

Preliminary Report of the Finance and Executive Committee

Public Works Committee Report

I N D E X (Continued)

Regional Library Board Report

School Area Rates

School Capital Program Committee Report

Special Report of the Finance and Executive Committee re Special Area Rates

Special Committee on Taxation Report

Welfare Committee Report

Welfare Expenditures.

F I N A N C I A L S T A T E M E N T S
===== =====

MUNICIPALITY OF THE COUNTY OF HALIFAX

YEAR 1962

Annual Council Session - 1963

March 19, 1963

MUNICIPALITY OF THE COUNTY OF HALIFAX

FINANCIAL STATEMENT

REVENUE FUND BALANCE SHEET

AS AT DECEMBER 31, 1962

A S S E T S

Cash on Hand or on Deposit:

Cash-----	\$ 12,230.07	
Royal Bank of Canada Salary Account---	53.95	
School Sections Debentures and		
Coupon Account-----	9,107.70	
Royal Bank of Canada - Coupon Account-	<u>7,346.25</u>	
		28,737.97

Investments (at cost):

Dominion of Canada 3 3/4%, 1965-----	22,441.78	
Dominion of Canada 4 1/4%, 1972-----	30,000.00	
Dominion of Canada 4 1/2%, 1983-----	20,000.00	
Eastern Canada Savings and Loan		
Company - Deposit Receipt-----	25,000.00	
Eastern Canada Savings and Loan		
Company - Deposit Receipt-----	21,191.45	
City of Halifax 3%, 1963-----	<u>4,693.75</u>	
		123,326.98

Taxes Receivable:

1954-----\$.81	1959-----\$ 35,712.49	
1955----- 5.00	1960----- 91,617.26	
1956----- 108.29	1961----- 248,343.97	
1957----- 7,115.49	1962----- 790,893.73	
1958----- 13,985.87		
		<u>1,187,782.91</u>

Property Acquired at Tax Sale: 118.49

Special Assessments on Local Improvement Charges:

Street Paving-----	243,385.51	
Springvale Sewer-----	6,844.88	
Road Improvements-----	44,828.67	
Tapp Subdivision Sewer-----	1,999.63	
Olie Subdivision Sewer-----	11,151.80	
Trunk Sewers-----	<u>504,472.00</u>	
		812,682.49

Annual Council Session - 1963

March 19, 1963

MUNICIPALITY OF THE COUNTY OF HALIFAX

FINANCIAL STATEMENT

REVENUE FUND BALANCE SHEET

AS AT DECEMBER 31, 1962

L I A B I L I T I E S

Royal Bank of Canada - General Account-----	\$ 243,034.35	
Royal Bank of Canada - Demand Loans-----	264,000.00	
Temporary Loan - Eastern Trust Company-----	1,000,000.00	
		\$ 1,507,034.35

Accounts Payable:

Due to Special Commissions:

Armdale Service Commission-----	20,537.42	
Bedford Service Commission-----	11,265.45	
S.S. 115 Rockingham Ratepayers Association-	9,873.29	
Spryfield Service Commission-----	12,254.14	
District 14 Service Commission-----	2,493.97	
Hammonds Plains Fire Commission-----	225.71	
Purcell's Cove Service Commission-----	174.56	
		56,824.54

Other Accounts Payable:

54,620.32

Deferred Revenue:

Due to Areas or Districts:

For Special Poor-----	3,043.28	
For District Accounts-----	54,797.62	
For District 24 Garbage-----	142.06	
For Playgrounds and Parks District 14-----	5.18	
For Districts 2, 3, 4, 5, 10, 11 & 12 Garbage	168.75	
For District 6 Garbage-----	2,413.76	
For District 1 Garbage-----	141.02	
For Musquodoboit Valley Memorial Hospital--	164.33	
For Lakeside Street Lighting-----	622.88	
For Parkdale Subdivision Street Lighting---	62.13	
For Mooseland Street Lighting-----	296.05	
For Shad Bay Street Lighting-----	679.69	
For Fairview Street Lighting-----	5,478.18	
For Jollimore Street Lighting-----	1,293.88	
For Waverley Street Lighting-----	1,239.63	

Annual Council Session - 1963

March 19, 1963

Assets Continued

Accounts Receivable:

Government of Canada-----	474,063.76	
Province of Nova Scotia:		
Capital Debt Charges for Schools	71,628.42	
Grant re Mentally Ill-----	46,824.87	
Grant re Social Assistance Act--	36,960.54	
Grant re Welfare Administration		
Costs-----	16,319.60	
Grant re Ocean View Municipal Home	<u>9,032.30</u>	180,765.73

Other Accounts Receivable:

165,361.66 820,191.15

Hospital Accounts:

Grace Maternity Hospital (Fully		
Reserved-----	78,049.77	
Victoria General and Other		
Hospitals (Fully Reserved)-----	<u>808,170.90</u>	886,220.67

Deferred Expenditures:

Due from District 8 Garbage-----	935.28	
Due from District 27 Garbage-----	857.53	
Due from Armdale Sewer Rate-----	96.33	
Due from Eastern Passage Street		
Lighting-----	67.90	
Due from Public Service Commission		
Fire Protection Rate-----	4,207.52	
Due from Municipal Incinerator---	26,899.82	
Due from District 16 Funds-----	<u>3,697.42</u>	36,761.80

Due from Other Funds:

Capital Funds re Road Improvement	44,828.67	
re Springvale Sewer	6,844.88	
Revenue Funds re Halifax County		
Hospital-----	<u>15,378.83</u>	<u>67,052.38</u>
		<u>\$3,962,874.84</u>

Annual Council Session - 1963

March 19, 1963

Liabilities Continued

For Middle Musquodoboit Street Lighting----\$	83.75	
For Lower Sackville Street Lighting-----	3,480.79	
For Ocean View Subdivision Street Lighting-	72.85	
For Sheet Harbour Fire-----	1,099.23	
For Waverley Fire Department-----	1,484.04	
For District 11 Fire Fighting-----	564.58	
For Sackville Fire Department-----	9,378.46	
For Districts 2, 3, 4, 5 & 12 Fire Fighting	<u>146.14</u>	\$ 86,858.28
 <u>Prepaid Taxes:</u>		 119.15
 <u>Due to Joint Expenditures:</u>		 5,057.56
 <u>Unmatured Installments on Special Assessments:</u>		
Street Paving-----	243,385.51	
Springvale Sewer-----	6,844.88	
Road Improvements-----	44,828.67	
Olie Subdivision Sewer-----	11,151.80	
Tapp Subdivision Sewer-----	1,999.63	
Trunk Sewers-----	<u>504,472.00</u>	812,682.49
 <u>Due to Other Funds:</u>		
General - Ocean View Municipal Home-----	8,040.11	
Capital - Commissioners of Court House		
Building Fund-----	9,304.40	
School Board - Unexpended School Sections Funds	<u>20,770.33</u>	38,114.84
 <u>Capital Debt Charges Due and Unpaid:</u>		
Coupons not presented for payment - Municipal	7,346.25	
- School Sections	<u>9,107.70</u>	16,453.95
 <u>Other Revenue Fund Liabilities:</u>		
Capital Funds of School Sections on hand January 1, 1956		8,780.25
 <u>Reserves:</u>		
For Uncollected and Uncollectable Taxes----	158,238.22	
For Grace Maternity Hospital-----	78,049.77	
For Victoria General and Other Hospitals---	808,170.90	
For Elections-----	1,972.74	
For Revisors of Voters Lists-----	2,000.00	
For Industrial Committee-----	3,298.20	
For Parks and Public Lands-----	7,820.16	
For Commissioners of Court House-----	3,000.00	
For Expropriations-----	5,356.20	
For Pension Fund-----	26,500.00	
For Bookmobiles-----	<u>4,000.00</u>	1,098,406.19
 <u>SURPLUS:</u>		
Balance - December 31, 1962-----		<u>277,922.92</u>
		<u>\$3,962,874.84</u>

Annual Council Session - 1963

March 19, 1963

MUNICIPALITY OF THE COUNTY OF HALIFAX
REVENUE AND EXPENDITURE

GENERAL SECTION

FOR THE YEAR ENDED DECEMBER 31, 1962

REVENUE

TAXATION:

Municipal Purposes including
District and Area Rates:

Real Property-----	\$	\$3,836,995.84	
Personal Property-----	302,463.40		
Maritime Telegraph and Telephone Company Limited-----	28,525.15	330,988.55	
Poll Taxes-----		123,090.24	
Deed Transfer Tax-----		70,439.87	\$4,361,514.50

Special Assessments or Local
Improvement Charges:

Street Paving-----		111,065.30	
Springvale Sewer-----		5,112.98	
Road Improvements-----		2,499.83	
Olie Subdivision Sewer-----		3,798.20	
Tapp Subdivision Sewer-----		6,368.86	
Trunk Sewer-----		13,528.00	142,373.17

Licenses and Permits:

Dog Tax-----		17,573.50	
Peddlers' Licenses, etc.-----		5,153.64	
Building Permits-----		10,763.00	33,490.14

Rents, Concessions and Franchises:

Rentals-----			9,200.00
--------------	--	--	----------

Fines and Fees:

2.00

Investment Earnings:

Interest Bank Deposits and Investments		6,041.22	
Interest on Special Assessments-----		9,453.20	
Interest on Tax Arrears-----		40,864.06	56,358.48

Annual Council Session - 1963

March 19, 1963

Revenue Continued

Contributions, Grants and Subsidies
Governments:

Federal Government----- \$150,000.00

Provincial Government:

General Purpose Grant-----	\$ 22,655.51	
Special Grant-----	200,000.00	
For Debt Charges on School Capital Debt	270,421.00	
Grant re Mentally Ill-----	105,536.51	
Grant re Poor Relief-----	82,407.38	
Grant re Municipal Homes-----	38,132.84	
Grant re Welfare Administration Costs	16,319.60	
Department of Lands and Forests----	1,010.23	
Grant re Civil Defence-----	3,507.90	
Grant re Volunteer Fire Departments	<u>600.00</u>	
		740,590.97

Other Municipalities, Cities or Towns:

City of Dartmouth----- 2,010.94

Government Enterprises:

Nova Scotia Liquor Commission-----	695.91	
Canadian Broadcasting Corporation--	1,525.00	
Trans Canada Airlines-----	<u>15,209.85</u>	17,430.76

Unclassified:

Sundry Revenue-----	1,036.86	
Unclassified Revenue-----	4,602.74	
Hospital Tax Rebate-----	<u>14,703.93</u>	20,343.53

Transfers from Surplus of Previous Years 6,856.57

Transfers from Revenue Fund Reserve 22,860.53

\$ 5,563,031.59

Annual Council Session - 1963

March 19, 1963

MUNICIPALITY OF THE COUNTY OF HALIFAX

REVENUE AND EXPENDITURE

GENERAL SECTION

FOR THE YEAR ENDED DECEMBER 31, 1962

EXPENDITURE

GENERAL GOVERNMENT:

Legislative:

Warden-----	\$ 5,000.00	
Councillors-----	29,235.20	
Secretarial Staff - Warden and Council-----	2,527.32	
Committee-----	14,775.66	
Other Office Expense-----	828.12	
Warden and Clerk's Contingency Fund-----	127.07	
Reporting and Public Relations-----	6,939.31	
		\$ 59,432.68

Administrative:

Clerk & Treasurer's Office-----	33,808.53	
Collector's Office-----	27,136.05	
Accountant's Office-----	26,675.98	
Assessment Department-----	50,390.64	
Planning Office-----	27,767.78	
Architect's Office-----	22,888.35	
Solicitors' Fees-----	3,500.00	
Auditors-----	4,200.00	
Engineering Department-----	35,369.67	
Commissions to Constables re Dogs-----	3,878.00	
Commission re Hospital Accounts-----	2,713.66	
Constables-----	4,034.96	
		242,363.62

Printing and Stationery:

Municipal Clerk's Office-----	5,436.05	
Collector's Office-----	2,028.91	
Accountant's Office-----	959.91	
Assessment Department-----	268.27	
Planning Office-----	921.72	
Architect's Office-----	39.15	
		9,654.01

Telephone

5,068.17

Annual Council Session - 1963

March 19, 1963

Expenditure Continued

Other Office Expense:

Municipal Clerk's Office-----	\$ 4,282.88	
Collector's Office-----	160.51	
Accountant's Office-----	154.00	
Planning Office-----	3,165.35	
Architect's Office-----	6,809.38	
Assessment Department-----	8,079.99	
		\$ 22,652.11

Miscellaneous Expense:

Legal Expense-----	11,397.00	
Advertising-----	1,848.86	
Tax Collection Expense-----	152.20	
Constables' Expense-----	1,265.95	
Dog Expense-----	12,516.36	
Postage-----	6,522.10	
Deed Transfer Tax Expense-----	1,790.31	
Air Survey - Mapping-----	490.98	
Planning Office-----	9.89	
Engineering Department-----	3,259.51	
School Expense - Other than Capital-----	847.36	
Paving of Streets Past Schools-----	9,380.31	
Service Charges on Machines-----	2,836.86	
		52,317.69

Maintenance of Municipal Office:

Janitor-----	2,590.00	
Janitor's Assistant-----	2,667.72	
Janitor's Supplies-----	711.62	
Heat-----	1,847.62	
Light-----	4,310.20	
Water-----	261.60	
Repairs and Maintenance-----	2,262.31	
		14,651.07

Other General Government Expense:

Elections-----	294.89	
Conventions-----	400.00	
Union of Nova Scotia Municipalities-----	770.00	
Canadian Legion - Convention-----	350.00	
Union of Nova Scotia Municipalities - Dues---	739.77	

Annual Council Session - 1963

March 19, 1963

Expenditure Continued

Atlantic Provinces Economic Council-----	\$ 200.00		
Canadian Federation of Mayors and Municipalities-----	1,014.85		
Board of Appeal-----	544.52		
Lien Law Expense-----	323.87		
Pensions-----	5,700.00		
Pension Fund Contributions-----	14,500.00		
Unemployment Insurance-----	3,520.91		
Claims or Damages Paid-----	620.00		
Printing Debentures-----	2,789.14		
Special Studies or Surveys-----	2,138.56		
County Planning Board-----	5,746.14	\$ 39,652.65	\$445,792.00
Less Halifax County Hospital and Ocean View Municipal Home-----			10,800.00
			<u>\$434,992.00</u>
<u>Protection to Persons and Property:</u>			
Building Inspectors-----	34,198.75		
Building Board Committee-----	576.00		
Coroners-----	1,022.30		
Inquests-----	3,254.35		
Correctional Institutions-----	8,184.75		
Sheep Protection Act-----	51.92		
Veterinary Assistance Subsidy-----	2,200.00		
Society for the Prevention of Cruelty to Animals-----	100.00		
Bounties-----	1,258.00		
Building Inspection Expense-----	10,946.52		
		<u>61,792.59</u>	61,972.59
<u>Public Works:</u>			
Surveys and Road Improvements-----	841.89		
Cost of Paving Streets-----	69,696.27		
Expropriations-----	12,000.00		
Workmen's Compensation-----	84.54		
		<u>82,622.70</u>	82,622.70
<u>Sanitation and Waste Removal:</u>	<u>28,817.98</u>	<u>28,817.98</u>	28,817.98

Annual Council Session - 1963

March 19, 1963

Expenditure Continued

Health:

Medical Health Officers-----	\$ 354.78		
Eviction Notices-----	30.25		
Certificates of Insanity-----	80.00		
Grant to Halifax Visiting Dispensary---	<u>1,200.00</u>	\$	1,665.03

Hospital Care in General Hospitals:

Outpatient Department V.G. Hospital----	3,928.35		
Conveyance of Patients-----	<u>1,405.44</u>		5,333.79

In Hospitals for Mentally Ill:

Municipal-----	147,466.32		
Foster Care Program-----	76.95		
Conveyance of Patients-----	<u>62.80</u>	<u>147,606.07</u>	154,604.89

Social Welfare:

Welfare Department - Salaries-----	25,112.70		
Welfare Department - Office Expense----	6,063.50		
Aid to Persons in Need-----	125,221.74		
Aid to Persons - non-shareable-----	1,319.53		
Patients in Municipal Home-----	<u>60,166.13</u>	217,883.60	

Child Welfare:

Children's Aid Societies-----	11,215.12		
Director of Child Welfare-----	<u>40,196.53</u>	51,411.65	

Other:

Grant to Halifax-Dartmouth United Appeal	1,000.00		
Salvation Army-----	500.00		
Canadian National Institute for the Blind-----	500.00		
Nova Scotia Home for Coloured Children-----	200.00		
Canadian Paraplegic Association	500.00		
John Howard Society-----	200.00		
Canadian Mental Health Association-----	<u>1,000.00</u>	<u>3,900.00</u>	273,195.25

Annual Council Session - 1963

March 19, 1963

Expenditure Continued

Education:

Special Levies on Local School Sections-\$	40,965.78	
For Other School Board Purposes-----	2,362,896.74	
Municipal Council Scholarships-----	1,200.00	
Profession Class Teachers-----	12,000.00	\$2,417,062.52
Tuition - School for the Deaf-----		10,183.04
Tuition - School for the Blind-----		13,618.87
Vocational High School-----		41,140.97
		<u>\$2,482,005.40</u>

Recreation and Community Services:

W. D. Piercey Memorial Park-----	519.40	
Petpeswick West Wharf Property-----	389.93	
Whimsical Lake Park - Jollimore-----	2,685.04	
New School Park - Rockingham-----	3,656.12	
Wedgewood Park - Rockingham-----	1,125.50	
Park Expense-----	61.65	
District 14 Parks-----	4.00	
Billy Bollong Park - Spry Bay-Tangler---	1,593.65	
Uplands Park-----	4.00	
Terence Bay Park-----	1,003.00	
		<u>11,042.29</u>

City Market-----		2,000.00
Regional Library -		

Salaries-----	19,234.74	
Books and Periodicals-----	15,022.73	
Bookmobile Expense-----	2,649.69	
Equipment-----	643.46	
Supplies and Stationery-----	1,485.39	
Travelling Expenses-----	306.06	
Binding-----	496.84	
Telephone-----	229.88	
Miscellaneous-----	2,577.21	42,646.00

Grant -

Musquodoboit Exhibition-----	250.00	
Nova Scotia Federation of Agriculture-	200.00	
George Washington Carver Recreation		
Centre-----	100.00	
Bedford Lions Club-----	200.00	
Halifax Police Boys Club-----	75.00	
		<u>825.00</u>
		<u>56,513.29</u>

Annual Council Session - 1963

March 19, 1963

Expenditure Continued

DEBT CHARGES:

Principal and Interest on Special Assessments:

Interest - Street Paving Capital Account--	\$ 14,998.53	
Principal- Street Paving Capital Account--	111,065.30	
Principal- Springvale Subdivision Sewer---	5,112.98	
Principal- Tapp Subdivision Sewer-----	6,368.86	
Principal- Street Improvements-----	2,530.88	
Interest - Olie Subdivision Sewer-----	554.93	
Principal- Olie Subdivision Sewer-----	3,798.20	
Principal- Trunk Sewer Charges-----	<u>13,528.00</u>	157,957.68

Municipal General Section Purposes:

Fairview Sewer Debentures - Principal-----	2,500.00	
- Interest-----	3,531.25	
- Principal-----	5,000.00	
- Interest-----	5,400.00	
- Principal-----	14,090.42	
- Interest-----	15,150.81	
Armdale Sewer Debentures - Principal-----	12,500.00	
- Interest-----	14,031.25	
New Municipal Building - Principal-----	30,000.00	
- Interest-----	34,787.50	
Street Paving - Principal-----	12,586.53	
- Interest-----	<u>6,151.66</u>	155,729.42

Municipal School Purposes:

For Vocational School Purposes - Principal	5,454.69	
- Interest	<u>3,804.45</u>	9,259.14
School Debentures - Principal	340,254.73	
- Interest	372,174.17	
School Section Debentures - Principal	126,028.99	
- Interest	55,693.41	
1955 Liabilities - Interest	<u>450.00</u>	894,601.30

Other Temporary Debt Charges:

Interest only on Capital Borrowings		
Pending Issuance of Debentures-----	19,699.05	
Bank Overdraft Interest-----	64,990.42	
Exchange-----	331.07	
Coupon Negotiation Charges-----	<u>2,691.09</u>	87,711.63
		1,305,259.17

Annual Council Session - 1963

March 19, 1963

Expenditure Continued

Provisions for Reserves:

For Uncollected and Uncollectable Taxes--	40,000.00	
For Elections-----	2,000.00	
For Revisors of Voters Lists-----	2,000.00	
	<u>44,000.00</u>	44,000.00

Capital Expenditures Out of Revenue:

Discount on Sale of Debentures -		
School Purposes-----	30,847.50	
For Schools - not shared by Province-----	304.11	
For Office Equipment-----	6,856.57	
	<u>38,008.18</u>	38,008.18

Joint or Special Expenditures:

Joint Expenditures - Municipal Proportion	47,543.39	
---	-----------	--

Special Area Rates or District Rates:

District Rates-----	21,673.08	
Street Lighting - Ocean View Subdivision	197.40	
District 27 Garbage-----	15,393.00	
District 12 Sewer-----	67,824.47	
District 6 Garbage-----	11,182.92	
District 1 Garbage-----	10,482.59	
District 2, 3, 4, 5, 10 S.S.45, 11 S.S.51 & 56, 12 Garbage-----	80,816.84	
Musquodoboit Garbage-----	133.64	
District 8 Garbage-----	13,550.84	
Lakeside Street Lighting-----	636.90	
Parkdale Subdivision Street Lighting-----	418.65	
Shad Bay Street Lighting-----	716.81	
Eastern Passage Street Lighting-----	3,753.20	
Fairview Street Lighting-----	4,555.80	
Jollimore Street Lighting-----	2,613.75	
Waverley Street Lighting-----	1,916.76	
Mooseland Street Lighting-----	436.60	
Middle Musquodoboit Street Lighting-----	501.60	
Lower Sackville Street Lighting-----	5,153.76	
Sheet Harbour Fire-----	2,609.72	
District 11 Fire-----	1,726.30	
Sackville Fire Department-----	11,858.30	
District 2, 3, 4, 5 & 12 Fire Fighting---	47,065.13	
West Chezzetcook Volunteer Fire Department	50.00	
Public Service Commission Fire Protection	30,329.89	
Enfield Fire Fighting-----	206.08	
Waverley Fire Fighting-----	4,385.51	
	<u>340,189.54</u>	340,189.54

Annual Council Session - 1963

March 19, 1963

Expenditure Continued

District 14 Service Commission-----\$	800.00	
Bedford Service Commission-----	32,876.65	
S.S. 115 Rockingham Ratepayers Association	39,650.70	
Spryfield Service Commission-----	26,473.10	
Armdale Service Commission-----	14,771.02	
District 14 Service Commission-----	2,252.51	
Hammonds Plains Fire Commission-----	2,303.44	
	<u>119,127.42</u>	\$ 506,860.35
<u>Per Capita Tax Public Hospitals Act:</u>		85,746.00
<u>Unclassified:</u>		
Industrial Committee Expense-----	2,175.85	
Civil Defence-----	<u>3,828.71</u>	6,004.56
Total Expenditures-----		5,560,422.36
SURPLUS-----		<u>2,609.23</u>
		<u>\$5,563,031.59</u>

Annual Council Session - 1963

March 19, 1963

MUNICIPALITY OF THE COUNTY OF HALIFAX

CAPITAL FUND BALANCE SHEET - GENERAL SECTION

AS AT DECEMBER 31, 1962

A S S E T S

FIXED ASSETS

Acquired through General Section Revenue:

Office Furniture and Equipment-----	\$ 98,621.42	
Municipal Building-----	658,372.08	
Expenditures for Sewer Services-----	734,626.47	1,491,619.97

Acquired through Other Charges:

Halifax County Hospital - Farm Land-----	1,500.00	
- Buildings and Equipment-----	1,608,188.27	
Ocean View Municipal Home-----	67,446.01	1,677,134.28

Acquired through District or Area Charges:

Expenditures for Sewer Services-----	1,589,187.85	
District No. 7 Fire Station-----	27,560.00	
District No. 2, 3, 4 and 12 Fire Stations--	108,500.00	
District No. 27 Fire Station-----	22,000.00	
S.S. 115 Rockingham Ratepayers Association Fire Station-----	48,000.00	
Eastern Passage Fire Department-----	14,618.31	
Sheet Harbour Fire Department-----	12,150.86	
Waverley Fire Hall-----	20,000.00	
District No. 17 Fire Station-----	2,123.28	
District No. 24 Fire Department-----	5,157.53	
District No. 19 Fire Department-----	3,173.62	
Municipal Incinerator-----	100,000.00	
Bedford Service Commission Fire Station---	83,817.71	2,036,289.16

Deficits or Extraordinary Expenses Capitalized:

Vocational High School-----	104,464.62	
Street Paving-----	339,642.75	
Road Improvements-----	44,828.67	488,936.04

Annual Council Session - 1963

March 19, 1963

MUNICIPALITY OF THE COUNTY OF HALIFAX

CAPITAL FUND BALANCE SHEET - GENERAL SECTION

AS AT DECEMBER 31, 1962

L I A B I L I T I E S

*20 yr. - due Mar. 1/63.
27,000 Pressure Area
33,000 Gravity
40,000 School Ave.*

UNMATURED DEBENTURE DEBT:

Municipal Purposes:

Fairview Sewer Debentures	1963-1994-----\$	80,000.00	- Gravity
Fairview Sewer Debentures	1963-1979-----	85,000.00	-
Armdale Sewer Debentures	1963-1980-----	237,500.00	
Street Paving Debentures	1963-1970-----	100,692.20	
Springvale Subdivision Debentures	1963-1980-----	57,891.26	
Fairview Gravity Area Debentures	1963-1980-----	52,696.28	-
Fairview Pressure Area Debentures	1963-1980-----	145,858.09	-
Municipal Building Debentures	1963-1980-----	590,000.00	\$ 1,349,637.83

District or Area Purposes:

Fairview Sewer Debentures	1963-1994-----	80,000.00	- Gravity - Oct. 1974
Fairview Sewer Debentures	1963-1979-----	85,000.00	- Pressure - Dec. 1/79
Fairview Gravity Area Debentures	1963-1980-----	52,696.28	- Gravity - May 1/80
Fairview Pressure Area Debentures	1963-1980-----	145,858.09	- Pressure - May 1/80
Armdale Sewer Debentures	1963-1980-----	237,500.00	
District No. 12 Fire Debentures	1963-----	4,000.00	
District No. 27 Fire Debentures	1963-----	3,000.00	
District No. 27 Fire Debentures	1963-1967-----	3,559.34	
District No. 7 Fire Debentures	1963-1967-----	6,101.69	
S.S. 115 Rockingham Ratepayers Association Debentures	1963-1967-----	20,338.97	
S.S. 115 Rockingham Ratepayers Association Debentures	1963-1966-----	4,000.00	
Sheet Harbour Fire Debentures	1963-1970-----	8,000.00	
Waverley Fire Hall Debentures	1963-1980-----	18,000.00	

668,054.37

Payable by City of Dartmouth:

1,326,307.80

Annual Council Session - 1963

March 19, 1963

Liabilities Continued

Acquired through Other Charges:

Halifax County Hospital Debentures	1963-1969----	\$ 24,000.00	
Halifax County Hospital Debentures	1963-1971----	162,000.00	
Halifax County Hospital Debentures	1963-1976----	33,000.00	
Halifax County Hospital Debentures	1963-1968----	21,000.00	
Municipal Improvements Assistance Act	1963-1970----	65,478.19	
Ocean View Municipal Home Debentures	1963-1980----	54,000.00	
Municipal Incinerator Debentures	1963-1980----	<u>90,000.00</u>	449,478.19

Agreements with Departments of Governments:

For Vocational High School-----			104,464.62
---------------------------------	--	--	------------

Term A. Loans or Advances from Other Funds:

Springvale Sewer-----		6,844.88	
Road Improvements-----		<u>44,828.67</u>	51,673.55

Temporary Loans from Banks - Pending Issuance of Debentures:

Bedford Fire Hall Capital Account-----		83,817.71	
Tremont Drive and Rocky Hill Road Capital Account		23,634.69	
Fairview Sewer Capital Account-----		118,227.17	
Rockingham to Spryfield Trunk Sewer Capital Account		121,443.09	
Olie Subdivision Sewer Capital Account-----		<u>11,151.80</u>	358,274.46

Capital Borrowings from Banks when Debentures are not to be issued:

Street Paving Capital Account-----		238,950.55	
Armdale-Fairview Trunk Sewer Capital Account-----		832,332.23	
County Hospital Capital Account-----		<u>175,654.26</u>	1,246,937.04

Accounts Payable:

15.50

Reserves:

Re Halifax County Hospital - Holdback Boiler Room		1,742.24	
Re Court House Cost - Special Reserve-----		<u>245,624.58</u>	247,366.82

Investment in Capital Assets:

Municipal General Section-----		252,674.34	
Acquired through Other Charges-----		1,156,916.88	
Municipal District or Area Charges-----		<u>337,239.97</u>	1,746,831.19

\$7,549,041.37

Annual Council Session - 1963

March 19, 1963

Assets Continued

Work in Progress:

Sewer Projects-----	\$ 274,456.75	
Halifax County Hospital - Sewage System---	<u>8,657.29</u>	\$ 283,114.04

Unexpended Proceeds of Debenture Issues:

Westphal Municipal Building-----	15.50
----------------------------------	-------

Due from Other Funds:

Municipal General Funds -	
Commissioners of Court House-----	9,304.40

Other Capital Assets:

Re Commissioners of Court House Special Act	236,320.18
---	------------

Due from City of Dartmouth-----	1,326,307.80
---------------------------------	--------------

\$7,549,041.37

Annual Council Session - 1963

March 19, 1963

MUNICIPALITY OF THE COUNTY OF HALIFAX

CAPITAL FUND BALANCE SHEET - SCHOOLS

AS AT DECEMBER 31, 1962

A S S E T S

<u>Fixed Assets:</u>	\$13,054,428.34
<u>Works in Progress:</u>	81,872.82
<u>Due from City of Dartmouth:</u>	1,044,358.46
	<u>\$14,180,659.62</u>

L I A B I L I T I E S

Unmatured Debenture Debt:

School Section Debt previous to		
January 1, 1956-----	-\$ 1,849,880.79	
Debentures 4 3/4% - October 1 1963-1976----	350,000.00	
Debentures 5 1/2% - April 1 1963-1977----	340,000.00	
Debentures 5 1/2% - November 1 1963-1977----	375,000.00	
Debentures 4 1/2% - May 1 1963-1978----	400,000.00	
Debentures 5% - November 1 1963-1978----	480,000.00	
Debentures 5 1/4% - March 15 1963-1979----	425,000.00	
Debentures 6% - December 1 1963-1979----	255,000.00	
Debentures 5 3/4% - May 1 1963-1980----	2,258,000.00	
Debentures 5 1/2% and 6% - May 1 1963-1981-----	238,000.00	
Debentures 5 1/2% and 6% - July 1 1963-1981-----	1,188,000.00	
Debentures 5 1/4% and 5 1/2% - February 1 1963-1982----	1,250,000.00	
Debentures 5 3/4% - October 1 1963-1982----	1,000,000.00	
	<u>10,408,880.79</u>	

<u>Temporary Loans from Banks:</u>	81,872.82
<u>Investment in Capital Assets (Capital Surplus):</u>	3,689,906.01
	<u>\$14,180,659.62</u>

Annual Council Session - 1963

March 19, 1963

MUNICIPALITY OF THE COUNTY OF HALIFAX

RE JOINT EXPENDITURE BOARD

CONTINUITY OF SURPLUS - DEFICIT ACCOUNT

Deficit - Year 1961-----	\$ 20,268.08
Less - Cancelled Cheque-----	<u>76.59</u>
	\$ 20,191.49
Surplus - Year 1962-----	<u>25,249.05</u>
	<u>\$ 5,057.56</u>

MUNICIPALITY OF THE COUNTY OF HALIFAX

RE JOINT EXPENDITURE BOARD

REVENUE FUND BALANCE SHEET

AS AT DECEMBER 31, 1962

ASSETS

Due from Municipality of the County of Halifax-----	\$ <u>5,057.56</u>
---	--------------------

LIABILITIES

Surplus-----	\$ <u>5,057.56</u>
--------------	--------------------

March 19, 1963

MUNICIPALITY OF THE COUNTY OF HALIFAX

TRUST FUND BALANCE SHEET

AS AT DECEMBER 31, 1962

A S S E T S

Trust Funds:

Eastern Canada Savings and Loan Company----	\$ 9,851.14	
Dominion of Canada Bonds-----	200.00	
Royal Bank of Canada Savings Account-----	323.54	
Royal Bank of Canada Savings Account - Halifax County Hospital-----	23,707.30	
Bank of Nova Scotia Current Account - Halifax County Hospital-----	15,188.46	
Bank of Nova Scotia Current Account - Ocean View Municipal Home-----	6,103.58	\$ 55,374.02

Tax Sales Trust:

Deposits - Royal Bank of Canada Savings Account-----	19,791.05	
Investments-----	64,462.50	84,253.55
		<u>\$139,627.57</u>

L I A B I L I T I E S

Trust Funds:

For Patients in Halifax County Hospital----	\$ 48,946.90	
Appropriation for Capital Purposes for Halifax County Hospital-----	323.54	
For Patients in Ocean View Municipal Home--	6,103.58	55,374.02

Tax Sales Trust:

Lien Law Surplus-----		84,253.55
		<u>\$139,627.57</u>

Annual Council Session - 1963

March 19, 1963

MUNICIPALITY OF THE COUNTY OF HALIFAX

REVENUE AND EXPENDITURE STATEMENT

RE JOINT EXPENDITURE BOARD

FOR THE YEAR ENDED DECEMBER 31, 1962

REVENUE

Apportionment of Joint Charges:

Municipality's Share-----	\$ 53,459.46	
City of Halifax-----	128,413.65	
City of Dartmouth-----	49,252.97	\$ 231,126.08

Contributions, Grants and Subsidies:

(Shared Costs)

Nova Scotia Liquor Commission - County Jail---	215.60	
- City Prison---	11,729.96	
Province of Nova Scotia-----	12,595.93	24,541.49

Other:

Maritime Telegraph and Telephone Co. Ltd.-----	18.10	
Board of Prisoners - County Jail-----	55.00	73.10
		<u>\$ 255,740.67</u>

EXPENDITURE

General Government - Administrative - Appointed Officials:

Municipal Clerk and Treasurer-----		860.00
------------------------------------	--	--------

Protection to Persons and Property:

Law Enforcement:

Court House Costs-----	\$ 35,988.38	
County Jail-----	60,552.02	
City Prison-----	106,719.94	
Criers-----	900.00	
County Court Stenographer-----	3,350.00	
Clerk of the Crown-----	989.05	
Criminal Prosecutions-----	9,410.59	
Juries-----	3,788.02	
Joint Printing and Stationery-----	210.00	
Miscellaneous - Bank Interest-----	3,696.12	
Consolidating Indexes-----	2,000.00	
Sheriff-----	2,027.50	229,631.62

SURPLUS FOR YEAR-----		25,249.05
		<u>\$ 255,740.67</u>

Annual Council Session - 1963

March 19, 1963

MUNICIPALITY OF THE COUNTY OF HALIFAX
CONTINUITY OF INVESTMENTS IN CAPITAL ASSETS

MUNICIPAL GENERAL PURPOSES

AS AT DECEMBER 31, 1962

Balance at Beginning of Year: \$1,541,427.50

PLUS

Additions to Office Equipment-----	\$ 6,856.57	
Serial Bonds Redeemed - County Hospital-----	26,000.00	
Principal Payment M.I.A. Act-----	7,475.89	
Fairview Sewer Debentures Redeemed-----	40,000.00	
Armdale Sewer Debentures Redeemed-----	25,000.00	
District 7 Fire Debentures Redeemed-----	1,220.34	
District 12 Fire Debentures Redeemed-----	4,000.00	
District 27 Fire Debentures Redeemed-----	2,711.86	
S.S. 115 Rockingham Ratepayers Association Debentures Redeemed-----	5,067.80	
Sheet Harbour Fire Debentures Redeemed-----	1,000.00	
Municipal Building Debentures Redeemed-----	30,000.00	
Municipal Incinerator Debentures Redeemed-----	5,000.00	
Ocean View Municipal Home Debentures Redeemed-----	2,000.00	
Waverley Fire Hall Debentures Redeemed-----	1,000.00	
Principal Payment Springvale Sewer-----	5,112.98	
From District Funds-----	3,747.86	
Capital Expenditures out of Revenue - County Hospital-----	15,069.32	
Capital Expenditures out of Revenue - Ocean View Municipal Home-----	446.01	
Principal Payments - Tapp Subdivision Sewer---	6,368.86	
Principal Payments - Olie Subdivision Sewer---	3,798.20	
Principal Payments - Trunk Sewer Charges-----	13,528.00	
		<u>205,403.69</u>
		<u>\$1,746,831.19</u>

Annual Council Session - 1963

March 19, 1963

MUNICIPALITY OF THE COUNTY OF HALIFAX
CONTINUITY OF INVESTMENTS IN CAPITAL ASSETS

SCHOOLS

AS AT DECEMBER 31, 1962

Balance at Beginning of Year: \$ 3,223,622.29

PLUS

School Debenture Debt Redeemed-----	\$ 146,421.68	
School Debentures Redeemed,-		
October 1, 1956 Issue-----	24,468.27	
April 1, 1957 Issue-----	22,000.00	
November 15, 1957 Issue-----	25,000.00	
May 1, 1958 Issue-----	7,963.87	
November 1, 1958 Issue-----	30,000.00	
March 15, 1959 Issue-----	8,010.54	
December 1, 1959 Issue-----	7,419.36	
May 1, 1960 Issue-----	121,000.00	
May 1, 1961 Issue-----	12,000.00	
July 1, 1961 Issue-----	62,000.00	
		<u>466,283.72</u>
		<u>\$3,689,906.01</u>

Annual Council Session - 1963
March 19, 1963

MUNICIPALITY OF THE COUNTY OF HALIFAX
CONTINUITY OF REVENUE FUND SURPLUS FOR THE YEAR
ENDED DECEMBER 31, 1962

Balance of Surplus at Beginning of Year: \$ 262,233.69

ADD

County Hospital Adjustments-----	\$ 6,336.24	
Sale of House - Main Avenue-----	3,500.00	
Sale of Old Schools-----	3,945.37	
Insurance East Jeddore School-----	843.00	
Cancelled Cheques 1958 and 1959-----	283.16	
Accrued Interest on Bonds-----	3,308.22	
Capital Gain on Investments-----	152.50	
Refund Welfare Account-----	35.00	
Revenue Fund Surplus-----	2,609.23	
Taxes - 1953 - 1957 Recovered-----	9,664.34	
		<u>30,677.06</u>
		292,910.75

LESS

Refund Taxes-----	83.03	
Province of Nova Scotia re Welfare		
Administrative Costs-----	150.00	
School Sections - Coupons Redeemed-----	225.00	
Road Improvements-----	5,203.75	
Sackville Report-----	1,245.73	
Adjustments re Amalgamation-----	796.49	
Cost of Selling old Schools-----	331.27	
Furniture and Fixtures-----	6,856.57	
Refund Property Acquired at Tax Sale-----	64.69	
Adjusting Grant re Mentally Ill - 1961-----	31.30	
		<u>14,987.83</u>
		<u>\$ 277,922.92</u>

Annual Council Session - 1963

March 19, 1963

MUNICIPALITY OF THE COUNTY OF HALIFAX

OCEAN VIEW MUNICIPAL HOME

BALANCE SHEET

AS AT DECEMBER 31, 1962

A S S E T S

Petty Cash-----		\$	500.00
Accounts Receivable - Patients-----			5,561.09
Accounts Receivable - Miscellaneous-----			3,578.20
<u>Inventories -</u>			
Kitchen Maintenance-----	\$	301.19	
Fuel-----		308.25	
Drugs-----		1,464.78	
Groceries-----		1,374.65	
Boots and Shoes-----		15.48	
Clothing-----		70.83	
Paint-----		152.75	
			<u>3,687.93</u>
Prepaid Insurance-----			846.00
Municipality of the County of Halifax-----			8,040.11
			<u>\$ 22,213.33</u>

L I A B I L I T I E S

Royal Bank of Canada-----		\$	7,593.61
Surplus-----			14,619.72
			<u>\$ 22,213.33</u>

Annual Council Session - 1963
March 19, 1963

MUNICIPALITY OF THE COUNTY OF HALIFAX
OCEAN VIEW MUNICIPAL HOME
REVENUE AND EXPENDITURE STATEMENT
FOR THE YEAR ENDED DECEMBER 31, 1962

REVENUE

Board of Patients-----	\$ 116,513.00	
Miscellaneous-----	20.00	\$ 116,533.00
		<u> </u>

EXPENDITURE

<u>General Expenses:</u>		
Including Interest on Bonds, Fuel, Light, Salaries and Maintenance-----	84,879.63	
<u>Supplies:</u>		
Including Drugs, Groceries, Tobacco, Boots, Shoes and Clothing-----	20,063.70	
Excess of Revenue over Expenditure-----	<u>11,589.67</u>	<u>\$ 116,533.00</u>

Annual Council Session - 1963

March 19, 1963

MUNICIPALITY OF THE COUNTY OF HALIFAX

OCEAN VIEW MUNICIPAL HOME

DETAIL OF GENERAL EXPENSE

FOR THE YEAR ENDING DECEMBER 31, 1962

General Expense-----	\$ 1,527.73
Administrative Office Expense-----	4,093.82
Advertising-----	166.63
Bedding-----	322.17
Bond Redemption-----	2,000.00
Car Expense-----	480.00
Cleaning Materials-----	5,029.01
Fuel-----	3,595.96
Committee-----	974.42
Dishes-----	8.40
Electric Bulbs-----	76.47
Electric Lights-----	1,728.45
Hardware-----	77.37
Home Expense-----	386.15
Insurance-----	743.40
Interest on Bonds-----	3,162.50
Medical Expense - Patients-----	4.00
Paint-----	196.92
Radio Repairs-----	115.67
Salaries-----	55,763.23
Telephone-----	236.18
Religious-----	180.00
Uniforms-----	247.47
Capital Expenses out of Revenue-----	446.01
Maintenance:	
General-----	1,825.26
Plumbing-----	229.16
Electrical-----	178.94
Heating-----	442.86
Kitchen-----	641.45
	<u>\$ 84,879.63</u>

Annual Council Session - 1963

March 19, 1963

MUNICIPALITY OF THE COUNTY OF HALIFAX

OCEAN VIEW MUNICIPAL HOME

DETAIL OF MAINTENANCE REVENUE

FOR THE YEAR ENDED DECEMBER 31, 1962

City of Dartmouth-----	\$ 20,960.00
Municipality of East Hants-----	1,722.00
Shubenacadie Indians-----	1,092.00
Private Patients-----	8,507.00
County of Halifax-----	84,232.00
	<u>\$ 116,513.00</u>

Annual Council Session - 1963

March 19, 1963

MUNICIPALITY OF THE COUNTY OF HALIFAX

OCEAN VIEW MUNICIPAL HOME

DETAIL OF SUPPLIES EXPENSE

FOR THE YEAR ENDING DECEMBER 31, 1962

Drugs-----	\$ 3,246.33
Groceries-----	16,417.35
Tobacco-----	9.90
Boots and Shoes-----	11.67
Clothing-----	378.45
	<u>\$ 20,063.70</u>

Annual Council Session - 1963

March 19, 1963

MUNICIPALITY OF THE COUNTY OF HALIFAX

OCEAN VIEW MUNICIPAL HOME

CONTINUITY OF CURRENT SURPLUS

FOR THE YEAR ENDING DECEMBER 31, 1962

Balance - December 31, 1961-----	\$	2,552.05
Add: Adjustment to Trust Account-----	\$	478.00
Surplus - December 31, 1962-----		<u>11,589.67</u>
		<u>12,067.67</u>
Balance - December 31, 1962-----	\$	<u><u>14,619.72</u></u>

March 19th., 1963OCEAN VIEW MUNICIPAL HOMEINVENTORY OF GROCERIES

4 Btls. Syrup (25 Oz) -----	.24	\$.96
6 Pkg. Oxo (12's) -----	3.04	Cs	1.50
20 Tins Cocoa -----	.43	Tin	8.60
8 Tins Pineapple -----	6.95	Cs	6.00
7 Tins Pears -----	5.05	Cs	9.03
31 Tins Peaches -----	6.60	Cs	34.40
6 Btls Peanut Butter (16 Oz)-----	3.69	Cs	1.85
28 Tins Diabetic Fruit -----	8.20	Cs	9.56
2 Gals. Molasses -----	1.23	Gal	2.46
2 Btls Lemon Extract -----	19.40	Gal	19.40
3 Btls Lemon EXtract (16 Oz) -----	2.00	ea.	6.00
2 Btls. Vanilla Extract ----- (8 Oz) -----	1.10	Btl	2.20
18 Btls. Yu-Ban Coffee (2 Oz) -----	10.75	Cs	8.06
250 Tins Evaporated Milk (Talls) -----	6.42	Cs	33.45
106 Tins Tuna (7 Oz) -----	5.67	Cs	22.75
7 Btls. Mazola Oil -----	9.88	Cs	5.76
36 Pkg. Jello Lemon Pie Filling 4 1/4 Oz)-----	3.98	Cs	3.98
8 Tins Cranberry Sauce 15 Oz -----	.30	ea	2.40
2 Gals Grape Syrup -----	4.60	Cs	4.60
16 Tins Tomatoes (105 Oz) -----	4.79	Cs	12.78
14 Pkg. Raisins (15 Oz) -----	.24	1/4	3.40
2 Tins Apple Pie Filling (105 Oz) -----	4.00	Cs	1.33
48 Tins Orange Juice (20 Oz) -----	3.55	Cs	7.10
36 Tins Orange Juice (48 Oz) -----	3.09	Cs	9.27
177 Tins Concentrated Orange Juice (18 Oz)-----	18.72	Cs	138.06
82 Tins Corned Beef (12 Oz) -----	11.10	Cs	37.92
2 Tins Tomato Puree (105 Oz) -----	6.27	Cs	2.09
31 Tins Salmon (16 Oz) -----	11.51	Cs	14.86
1 Gal Prepared Mustard -----	1.25	Gal.	1.25
10 Tins Asparagus (12 Oz) -----	.15	ea	1.50
25 Tins Apple Juice (105 Oz) -----	3.47	Cs	14.46
30 Tins Peas (105 Oz) -----	4.49	Cs	22.45
30 Tins Sardines -----	.07	ea	2.10
5 Tins Corn (105 Oz) -----	4.48	Cs	3.73
24 Btls Apple Jelly (14 Oz) -----	8.40	Cs	16.80
6 Btls Chili Sauce (10 Oz) -----	.25	ea	1.50
31 Btls. Tomato Ketchup (11 Oz) -----	4.37	Cs	11.29
16 Tins Chicken & Rice Soup (48 Oz)-----	6.00	Cs	8.00
26 Tins Cream of Mushroom Soup (48 Oz) -----	8.05	Cs	17.44
2 Gals Vinegar -----	.81	Gal	1.62
28 Tins Spinach (20 Oz) -----	.30	ea	8.40
2 Tins Date Pie Filling (105 Oz) -----	10.05	Cs	3.35
22 Tins Chicken Noodle Soup (48 Oz) -----	8.09	Cs	14.83
12 Tins Dried Onions (105 Oz) -----	12.15	Ca	24.30
6 Pkg. Baking Soda (1 Lb.) -----	10.40	Cs	10.40
25 Lbs. Coffee -----	.53	1/2 Lb	13.28

Inventory of Groceries - Continued

48 Pkg. Instant Potatoes (6 Oz)-----	.18 ea	\$ 8.64	
8 Pkg. Instant Potatoes (30 Oz) -----	8.00 cs	5.33	
8 Pkg. Jelly Powder (5 Lbs) -----	.35 Lb	14.00	
5 Pkg. Lemon Pie Filling (4 Lb)-----	4.40 Cs	88.00	
12 Tins Pineapple Juice (48 Oz) -----	4.40 Cs	4.40	
52 Tins Wax Beans (105 Oz) -----	4.49 Cs	38.91	
22 Tins Tomato Soup (48 Oz) -----	5.18 Cs	9.50	
1 Bag Beans (100 Lb) -----	9.79	9.79	
1 Bag Flour (100 Lb) -----	7.74 Bag	7.74	
1 Bag Salt (100 Lb) -----	1.03 Bag	1.03	
1 Bag Sugar (100 Lb)-----	7.49 Bag	7.49	
1 Bag Onions (Eastern Co-Operative) 50 lbs-----	1.50 Bag	1.50	
1 Bag Carrots " " 50 Lbs-----	1.50 Bag	1.50	
1 Bags Turnips " " 50 Lb -----	1.00 Bag	4.00	
26 Pkg. Cornstarch (1 Lb) -----	3.15 Cs	3.41	
40 Lb. Tea -----	.60 Lb.	24.00	
36 Pkg. Cornflakes (16 Oz) -----	11.56 Cs	17.34	
25 Loaves Bread (O'Malley's) -----	.18 ea	4.50	
8 Lbs. Fruit Cake (O'Malley's) -----	.80 Lb.	6.40	
30 Lbs. Cake Mix -----	2.60 Lb.	78.00	
36 Pkg. Margarine (16 Oz) -----	.27 Lb	9.72	
25 Lbs. Butter -----	28.25 Cs	14.13	
12 Lbs. Chicken Loaf -----	.55 Lb.	6.60	
6 Gals Kremfil -----	3.60 Gal	21.60	
64 Lbs. Shortening -----	.29 Lb.	18.56	
80 Qts Milk -----	.23 Qt	18.40	
40 Dr. Eggs -----	.41 Dz.	16.40	
250 Lbs. Beef (Arnold) -----	.43 Lb.	107.50	
2 Ctn. Oranges -----	6.25 Ctn	12.50	
1 Hammer Apples -----	3.00 ea	3.00	
20 Lb. Sausages - Arnold-----	.35 Lb.	70.00	
11 Lbs. Liver - Arnold -----	.33 Lb.	3.63	
20 Lbs. Hamburg - Arnold -----	N/C	N/C	
5 Gals Ice Cream -----	7.70 lot	7.70	
1/2 Bbl. Herring (Fisherman's Market) -----	10.00 lot	10.00	lot
1 Box Grapes -----	3.75 Bx	3.75	
76 1/2 Lb. Turkey -----	.53 Lb	40.55	
40 Lbs. Ham -----	.48	19.20	
30 Bags Potatoes - 75's-----	1.75 Bag	52.50	
33 Tomato Juice (48's) -----	3.14 Cs	8.64	
32 Tins Pumpkin (28 Oz) -----	5.30 Cs	7.07	
		\$ 1,374.65	

INVENTORY OF PAINT

9 gals. Surface Bond - Base Coat Glidden-----	4.75 gal.	42.75
20 gals. Paint -----	5.50 gal.	110.00
		\$ 152.75

March 19th., 1963

OCEAN VIEW MUNICIPAL HOMEINVENTORY OF DRUGS

750 Milk of Magnesia Tablets -----	\$ 2.46 M	\$ 1.85
1000 Antacid Tablets -----	2.25 M	2.25
1/3 of 1000 Mobenol -----	53.28 M	17.58
30 Adabee Tablets -----	22.50 -5C	1.35
250 Pabalate Tablets -----	9.38-500	4.69
200 Naldecol Tablets -----	16.50-25-	13.20
500 Amedrin -----	18.00 M	9.00
500 Phenaphen Capsules -----	30.00 M	15.00
750 Digoxin Tablets -----	7.85 M	5.89
2000 Aspirin (Cetasal) -----	2.22 M	4.44
4 Lbs. Magnesium Sulphate -----	.65 Lb	2.60
80 Oz Robitussin Cough Mixture -----	11.88 -80 Oz	11.88
3 Cans Talcum -----	.30 ea	.90
1 1/2 Gals Coldip -----	7.50 Gal	11.25
1 1/2 Gals Greensoap -----	2.75 Gal	4.63
1 1/2 Gals. Magnolax -----	6.00 Gal	9.00
3/4 Gals Maltevol -----	8.00 Gal.	6.00
95 2 c.c. Disposal Syringes -----	6.19 C	5.88
95 # 22 Disposal Intramuscular needles -----	5.29 C	5.03
4 Oz. Robert's reagent -----	.75 ea	.75
500 Potassium Permanganate Tablets -----	1.08 Doz	46.44
1/2 Gal. Glycerine -----	8.50 Gal	4.25
1 Gal. Liniment -----	5.04 Gal	5.04
75 Oz. Aromatic Cascara Compound -----	6.00-80 Oz	5.63
40 Oz. Dimetane Expectorant -----	14.79-80 Oz	7.39
40 Oz. Ferrobox Liquid -----	7.59	7.59
300 Artane Tablets -----	8.93 5C	5.34
16 10 c.c. Insulin (plain) 40 Unit-----	.75 ea	12.00
5 10 c.c. P.Z. Insulin - 80 Unit-----	1.39 10 c.c.	.70
10 of 10 Hemroydine Suppositories-----	1.50 ea	15.00
3 of 12 Anusol Suppositories-----	1.25 doz.	.32
5/12 Aminophylline Suppositories-----	1.12 ea	.50
24 of 10 c.c. Bristol Penicillin-----	.60 ea	14.40
2 of 10 c.c. 40 Unit P.Z. Insulin-----	.72 ea	1.44
4 - 1 c.c. Wydase Injection-----	.88 unit	3.52
2 - 10 c.c. Thiomerin-----	2.70 ea	5.40
18 Btls. Bristimine Lotion (4 oz)-----	.71 btl.	12.78
12 Rolls Combination Rolls-----	3.99 ea.	47.88
11 cs. Incontinent Pads-----	11.80 cs.	129.80
6 Bedpans Heavy Plastic-----	47.16 doz.	23.58
6 Urinals - Heavy Plastic-----	13.92 doz.	6.96
17 pkgs. Gauze Sponges 4" x 4"-----	7.92 doz.	11.88
6 Ampoules (7 1/2 gr.) Aminophylline-----	1.57 doz.	.79
2 Viscopaste Bandages-----	12.46 doz.	2.08

Annual Council Session - 1963

March 19th., 1963

Drugs Continued

6 Ampoules Nikethamide Injection-----	\$.20 ea	\$ 1.20
4 oz. Metaphen TR.-----	1.47 ea	5.88
6 - 2 c.c. Amps. Digoxin (.25 mgm/c.c.)-----	1.03 ea	6.18
1 - 30 c.c. Amp. Procaine HCL Injection-----	.81 ea	.81
3 cans adhere-away (Tape Remover)-----	4.72 can	14.16
50 Silver Nitrate Applicators-----	.69 pkg. 200	.17
2 - 4 oz. Bristamin Lotion-----	21.42 per 3 doz.	1.20
4 - 50 c.c. Ampoules 50% Dextrose-----	3.78 doz.	1.29
6 Tubes Hydrocortisone -----	31.47 doz.	15.74
1 lb. Triburon-----	18.37 lb.	18.37
14 Urinary Drainage Tubes-----	.45 ea	6.30
1 box (100) Vinyl Examining Gloves-----	10.04 box	10.04
6 pair Size 8 Rubber Gloves -----)	7.25 doz.	10.88
12 pair Size 7 1/2 Rubber Gloves-----)		
4 boxes Tongue Depressors-----	4.05 M	16.20
2 Rolls Spec. Bottle Caps-----	4.50 roll	9.00
24 Rolls Bandage -----	2.35 doz.	4.70
1 doz. Plain "0" Surgical Gut-----	6.02 doz.	6.02
1 doz. 4-0 Nylon (Surgical)-----	5.32 doz.	5.32
1 doz. #18)	3.24 doz.	3.24
1 doz. #21) Needles (Intramuscular)-----	3.62 doz.	3.62
10 doz. #20)		-
3 #10 Blades-----	1.85 ea.	5.55
1 pkg. Curved Needles-----	1.10 pkg.	1.10
3 #11 Blades-----	2.10 ea	6.30
12 Ampules (1 gm.) Chloromycetin Succinate-----	3.24 ea	38.88
2 Demerol (100 mgms. each)-----	2.30 btl.	4.60
1 Somnifene-----	5.55 ea	5.55
19 Ampoules Water (sterile) (10 c.c. each)-----	4.24 doz.	6.76
500 Donnatal Tablets-----	6.67 500	6.67
150 Acet - gm. Tablets-----	3.07 100	4.61
75 (5 mgm) Meticorten Tablets-----	13.62 100	10.22
475 Ferrous Sulphate Tablets-----	1.44 500	1.44
600 Ferrohex Tablets-----	6.54 M	3.93
500 Madribon-----	48.00 500	48.00
500 Gantrisin-----	14.04 500	14.04
80 Chloramphenicol Tablets (Mycinol)-----		-
100 Furanex Tablets-----	18.90 100	18.90
8 oz. Occline Drops-----	.90 16 oz. btl.	.45
3 6 oz. Donnagel c Neomycin-----	15.00 doz.	3.75
6 6 oz. Donnagel P.G.-----	12.50 doz.	6.25
10 tubes Sulfa Ophthalmic Unq-----	2.88 doz.	2.40
12 tubes Penicillin Ophthalmic unq-----		-
200 Bionets-----	8.80 500	3.52

Annual Council Session - 1963

March 19th., 1963

Drugs Continued

200 Rautractyl - 4 - Tablets-----	25.02	500	10.00
800 Chloralol Tablets-----	19.25	M	15.40
6 of 50 Neohydrin Tablets-----	3.00	50	18.00
100 Noctec Capsules-----	2.20	100	2.20
200 oz. Mineral Oil-----	3.50	gal.	11.00
1 1/4 gals. Derma-Kool-----	5.67	gal.	7.09
3/4 gal. Wescodyne-----	3.25	gal.	2.44
1000 Niacin (50 mgms.)-----	4.41	M	4.41
65 For-Matrix-----	9.98	60	10.00
20 5 mgm. Stilboestrol-----	6.39	500	.26
100 1 mgm. Stilboestrol-----	1.20	ea	120.00
950 Phenobarbital gr. 1/2-----	1.94	M	1.84
20 Dilantin Sodium gr. 1 1/2-----	2.75	100	.55
9 Thermometers-----			-
8 lbs. Zinc Oxide Ointment-----	1.11	lb.	8.88
11 lbs. Vaseline-----	.93	lb.	10.23
4 lbs. Barriere Cream-----	4.30	lb.	17.20
2 lbs. Zinc Paste-----	1.10	lb.	2.20
320 Dulcolax Suppositories-----	12.36	50	80.34
1 3/4 gal. Alcohol-----	3.25	gal.	5.69
1 1/2 lbs. Gall c Opium Ung-----	5.16	lb.	7.74
8 oz. Sulfathiazole Powder-----	(btl) 4.00	doz.	.34
700 Cotton Balls 50/box-----	1.50	box	21.00
4 of 1000 c.c. 1/V Dextrose & Saline-----	3.78	doz.	1.26
300 Disposable Hypo Needles-----	48.60	M	14.58
32 oz. Jr. of Benzoin-----	2.61	16 oz.	5.22
5 8 oz. Calomine Lotion-----	.40	btl.	2.00
1 Can Varicoplast-----	5.60	can	5.60
1 doz. Plaster Bandages-----	6.75	doz.	6.75
4 Baxter 1/V Administration Sets-----	.84		3.36
9 Venopak 1/V Administration Sets-----	.84		7.56
10 Large Tubes Lubricating Jelly-----	7.27	doz.	6.10
5 yds. Adhesive Tape-----	4.75	roll	4.75
30 c.c. 1:1000 Epinephrine HCL. (Adrenalin)-----	1.04	30 c.c.	1.04
100 Michel Clips (skin)-----	5.60	100	5.60
200 Straws (Plastic)-----	6.00	M	1.20
10 #18 Retention Catheters-----	3.47	ea	34.70
4 pkg. 4" x 4" Dressings-----	7.92	doz.	2.64
1 Combine Roll-----	3.99	roll	3.99
1 gal. Renacidin-----	6.00	gal.	6.00
4 H. W. Bottles-----			-
5 Incono Bags-----	3.50	bag	17.50
50 Amps. Somnifene +2-----			-
1000 Caps. Snenaphen c cudeine + 155 caps-----	22.50	M	22.50
15 Amps. Demerol - 2 c.c.-----	8.25	25	4.95
100 Seconal-----	2.88	100	2.88
200 Declumycin-----	31.05	100	62.10
300 Tetrosol-----	9.16	100	27.48
100 Mycinol-----	21.09	100	21.09

\$1,464.78

Annual Council Session - 1963
March 19th ., 1963

OCEAN VIEW MUNICIPAL HOME

INVENTORY OF CLOTHING and SHOES

8 Pr. Men's Socks -----	\$ 1.00	Pr.	\$ 8.00
2 Pr. Men's Shoes -----	2.99	Pr.	5.98
1 Pr. Ladies' Slippers -----	1.50	Pr.	1.50
3 Ladies Cotton Dresses -----	4.24	ea	12.72
2 Men's Shirts -----	3.25	ea	6.50
8 Prs. Men's Pants -----	5.99	Pr.	47.92
2 Prs. Ladies Bloomers -----	6.00	Doz	1.00
1 Suit Men's Long Underwear -----	2.69	ea	2.69
			\$ 70.83
			\$ 70.83

OCEAN VIEW MUNICIPAL HOME

INVENTORY OF FUEL

15 Tons Coal - Stoker Pea -----	20.55		\$ 308.25
			\$ 308.25

OCEAN VIEW MUNICIPAL HOME

INVENTORY OF MAINTENANCE SUPPLIES

60 Pkg. Oxydol (regular) 24's -----	10.09	Cs	\$ 25.23
7 Rolls Wax Paper -----	.25	Roll	1.75
148 Tins Comet - regular - 48's -----	1.22	Cs	28.27
3 Gals. Javex -----	5.05	6-Gal	2.53
500 Rolls Toilet Tissue -----	.07		35.00
231 Cakes Face Soap -----	.11.1	Ck	25.64
6 Gals Westodyne (germicide)-----	7.80	Gal	31.85
7 Gals Westochlor (disinfectant) -----	4.55	Gal	31.85
32 Pks. Paper Towels -----	5.58	cs	39.68
2 Mops (wet) -----	2.25	ea.	4.50
5 Brooms -----	2.16	ea	10.80
2 Wisks -----	.25		.50
5 Pkg. Tray Papers -----	4.15	M	20.75
25 Lbs. Cleanser -----	.20	Lb	5.00
3 Gals Floor Wax -----	3.05	Gal	9.15
6 Pkg. Spic & Span (regular - 48's) -----	8.50	Cs	1.06
2 Tins Silver Polish -----	.40	ea	.80
180 Lbs. Kloro-Kol-----	6.60	Cwt	11.88
			\$ 301.19
			\$ 301.19

Annual Council Session - 1963

March 19, 1963

MUNICIPALITY OF THE COUNTY OF HALIFAX

HALIFAX COUNTY HOSPITAL

BALANCE SHEET

AS AT DECEMBER 31, 1962

ASSETS

Petty Cash-----	\$	300.00
Accounts Receivable - Patients-----		143,292.66
Accounts Receivable - Miscellaneous-----		4,603.53

Inventories:

Cattle-----	\$	5,900.00
Pigs-----		5,831.00
Poultry-----		6,218.00
Feed - Cattle-----		2,711.25
- Pigs-----		95.00
- Poultry-----		294.50
Fertilizer-----		76.15
Bedding-----		4,297.56
Cleaning Materials-----		2,100.53
Fuel-----		752.26
Hardware-----		1,255.84
Paint-----		729.28
Uniforms-----		2,186.25
Drugs-----		8,889.58
Groceries-----		18,707.88
Tobacco-----		271.85
Boots and Shoes-----		897.31
Clothing-----		7,675.15
Electric Bulbs-----		269.26
Plumbing-----		1,085.60
Administrative-----		692.02
Dishes-----		1,483.80
General Expenses-----		1,422.76
		<hr/>
		73,842.83
Investments-----		31,350.00
Prepaid Insurance-----		1,103.57
Prepaid Farm Clearance-----		3,124.80
Christmas Treat-----		142.25

\$ 257,759.64

LIABILITIES

Royal Bank of Canada-----	29,984.19
Municipality of the County of Halifax-----	15,263.83
Radio Fund-----	417.00
Reserve - Bond Redemption-----	333.33
Reserve for Depreciation-----	62,132.35
Reserve for new Boiler and Laundry-----	119,992.38
Surplus-----	29,636.56
	<hr/>
	\$ 257,759.64

Annual Council Session - 1963

March 19, 1963

MUNICIPALITY OF THE COUNTY OF HALIFAX

HALIFAX COUNTY HOSPITAL

REVENUE AND EXPENDITURE STATEMENT

FOR THE YEAR ENDED DECEMBER 31, 1962

REVENUE

Revenue - Board of Patients-----	\$ 828,827.68
Revenue - Clothing-----	10,847.50
Income on Investments-----	1,302.24
Revenue - Board of Staff-----	1,496.25
Revenue - Miscellaneous-----	340.56
Revenue - Farm-----	42,218.96
Revenue - Transfer from Surplus-----	1,525.00
	<u>\$886,558.19</u>

EXPENDITURE

General Expense:

Including Interest on Bonds, Bond Redemption, Fuel,
Light, Depreciation, Salaries and Reserve----- 620,541.31

Farm:

Truck, Tractor, Bulldozer, Salaries, etc,----- 41,978.62

Supplies:

Including Drugs, Groceries, Tobacco, Boots and
Shoes, Clothing----- 223,633.54

EXCESS of Revenue over Expenditure----- 404.72 \$886,558.19

Annual Council Session - 1963

March 19, 1963

MUNICIPALITY OF THE COUNTY OF HALIFAX

HALIFAX COUNTY HOSPITAL

DETAIL OF MAINTENANCE REVENUE

FOR THE YEAR ENDED DECEMBER 31, 1962

Municipality of Annapolis-----	\$ 5,475.00
Municipality of Antigonish-----	50,765.00
Town of Antigonish-----	5,415.00
Municipality of Argyle-----	1,825.00
Municipality of Barrington-----	3,650.00
Town of Canso-----	13,350.00
Municipality of Chester-----	1,825.00
Municipality of Clare-----	17,440.00
Municipality of Colchester-----	83,667.00
Municipality of Cumberland-----	3,595.00
City of Dartmouth-----	90,985.00
Department of Indian Affairs (Eskasoni Agency)-----	5,475.00
Department of Indian Affairs (Shubenacadie Agency)-----	17,415.00
Municipality of Digby-----	10,045.00
Town of Digby-----	1,825.00
Municipality of Guysborough-----	46,180.00
Municipality of East Hants-----	3,880.00
Municipality of West Hants-----	10,520.00
Town of Hantsport-----	1,825.00
Municipality of Inverness-----	67,630.00
Town of Mulgrave-----	3,650.00
Municipality of Queens-----	7,300.00
Municipality of Richmond-----	63,125.00
Municipality of Shelburne-----	2,270.00
Municipality of St. Mary's-----	14,945.00
Town of Truro-----	43,230.00
Municipality of Victoria-----	25,340.00
Town of Wolfville-----	1,825.00
Town of Yarmouth-----	5,475.00
Private Patients-----	52,339.83
Municipality of the County of Halifax-----	166,491.55
Clothing-----	10,847.50
	<u>\$ 839,625.88</u>

Annual Council Session - 1963

March 19, 1963

MUNICIPALITY OF THE COUNTY OF HALIFAX

HALIFAX COUNTY HOSPITAL

DETAIL OF EXPENSES

FOR THE YEAR ENDED DECEMBER 31, 1962

General Expenses-----	\$ 2,983.71
Patients' Salaries-----	1,869.00
Occupational Therapy-----	818.93
Furniture Replacement-----	4,927.05
Workmen's Compensation-----	1,368.00
Travelling Expenses-----	283.59
Administration-----	7,290.88
Advertising-----	415.27
Bedding-----	8,840.43
Bond Redemption & Government Loans-----	33,475.89
Car Expense-----	1,685.21
Cleaning Materials-----	15,197.05
Fuel-----	17,058.89
Committees-----	3,339.72
Dishes-----	(605.65)
Electric Bulbs-----	324.97
Electric Lights-----	8,475.29
Electric Power-----	4,072.31
Hardware-----	281.77
Hospital Expense-----	1,855.90
Insurance-----	3,309.10
Interest on Bonds-----	12,304.39
Interest Expense-----	5,834.22
Paint-----	1,281.73
Radio Repairs-----	810.63
Salaries-----	363,219.97
Telephone-----	1,197.15
Transportation-----	(2,235.55)
Religious-----	375.00
Uniforms-----	962.19
X-Ray-----	189.75
Dental Laboratory Expense-----	458.28
Depreciation Expense-----	12,374.41
Provision for Reserve for new Boiler and Laundry-----	46,000.00
Capital Expenses out of Revenue-----	6,561.70
Maintenance:	
General Maintenance-----	20,264.08
Plumbing Maintenance-----	7,143.73
Electrical Maintenance-----	17,479.27
Heating Maintenance-----	1,666.06
Kitchen Maintenance-----	7,386.99
	<u>\$ 620,541.31</u>

Annual Council Session - 1963

March 19, 1963

MUNICIPALITY OF THE COUNTY OF HALIFAX

HALIFAX COUNTY HOSPITAL

DETAIL OF EXPENSES

FOR THE YEAR ENDED DECEMBER 31, 1962.

FARM EXPENSES

Cattle-----	\$ 6,565.00
Pigs-----	393.00
Poultry-----	(1,088.00)
General Expense-----	5,643.74
Electric Lights-----	730.68
Straw and Shavings-----	625.30
Feed - Cattle-----	4,953.05
- Pigs-----	1,755.35
- Poultry-----	9,318.14
Fertilizer-----	1,266.39
Seed-----	263.52
Salaries-----	9,730.25
Truck Expenses-----	418.94
Truck Gas-----	275.41
Repairs Farm Machinery-----	278.80
Tractor - Bulldozer Expenses-----	502.40
Tractor Gas-----	346.65
	<u>\$ 41,978.62</u>

MUNICIPALITY OF THE COUNTY OF HALIFAX

HALIFAX COUNTY HOSPITAL

DETAIL OF EXPENSES

FOR THE YEAR ENDED DECEMBER 31, 1962

SUPPLIES

Drugs-----	\$ 18,378.28
Groceries-----	181,655.22
Tobacco-----	8,383.90
Boots and Shoes-----	2,330.53
Clothing-----	12,885.61
	<u>\$ 223,633.54</u>

Annual Council Session - 1963

March 19, 1963

MUNICIPALITY OF THE COUNTY OF HALIFAX

HALIFAX COUNTY HOSPITAL

RESERVE FOR DEPRECIATION

AS AT DECEMBER 31, 1962

	<u>TOTAL VALUE</u>	<u>RATE</u>	<u>DEPRECIATION FOR YEAR</u>	<u>TOTAL DEPRECIATION TO DATE</u>
Automobile-----	\$ 3,542.65	25%	\$ 885.67	\$ 3,542.65
Auto Truck-----	3,390.00	25%	847.50	847.50
Boilers-----	37,000.00	5%	1,850.00	1,850.00
Farm Machinery-----	12,839.72	10%	1,283.97	3,909.19
Farm Tools-----	203.08			203.08
Food Elevator-----	1,400.00			1,400.00
Furniture-----	10,964.12	5%	548.20	4,574.13
Kitchen Equipment-----	9,857.87	10%	985.78	7,153.73
Kitchen Machinery-----	837.20			837.20
Laundry Machinery-----	6,170.07	10%	617.00	2,777.07
Bedding-----	11,296.11	2%	225.92	8,241.87
Pumps-----	900.00			900.00
Refrigerator-----	2,161.14	10%	216.13	808.00
Steel Beds-----	5,353.74	10%	535.37	5,008.77
Hospital Equipment-----	6,388.65	10%	638.87	2,555.48
Water Supply-----	384.00			384.00
Auxiliary Light Plant---	2,367.00			2,367.00
Tractor and Bulldozer---	10,145.81			10,145.81
Bus-----	6,200.00	30%	1,860.00	3,720.00
Boiler Equipment-----	28,600.00	5%	1,430.00	1,430.00
Incinerator-----	9,000.00	5%	450.00	450.00
	<u>\$169,001.16</u>		<u>\$ 12,374.41</u>	<u>\$ 63,105.48</u>

Annual Council Session - 1963

March 19, 1963

MUNICIPALITY OF THE COUNTY OF HALIFAX

HALIFAX COUNTY HOSPITAL

DETAIL OF REVENUE AND EXPENDITURE OF FARM

FOR THE YEAR ENDED DECEMBER 31, 1962

REVENUE

Sale of Milk to Elm Avenue Dairy-----	\$ 11,958.22	
Sale of Calves-----	180.00	
Sale of Beef-----	6,586.26	
Sale of Hides-----	11.75	
Sale of Pork-----	10,661.64	
Sale of Poultry-----	1,798.97	
Sale of Eggs-----	9,056.98	
Sale of Plough and Sprecker-----	60.00	
Sale of Vegetables-----	1,905.14	\$ 42,218.96
Excess of Expenditures over Revenues-----		<u>1,891.13</u>
		<u>\$ 44,110.09</u>

EXPENDITURE

Cattle-----	\$ 6,565.00	
Pigs-----	393.00	
Poultry-----	(1,088.00)	
General Expense-----	5,643.74	
Electric Lights-----	730.68	
Straw and Shavings-----	625.30	
Feed - Cattle-----	4,953.05	
- Hogs-----	1,755.35	
- Poultry-----	9,318.14	
Fertilizer-----	1,266.39	
Seed-----	263.52	
Salaries-----	9,730.25	
Truck Expenses-----	418.94	
Truck Gas-----	275.41	
Repairs - Farm Machinery-----	278.80	
Tractor - Bulldozer Expenses-----	502.40	
Tractor Gas-----	346.65	
Depreciation Expense-----	2,131.47	\$ 44,110.09

Annual Council Session - March 1963

Tuesday, 19th March, 1963

HALIFAX COUNTY HOSPITAL

INVENTORY OF PLUMBING & HEATING

3/8 x 3/8. Coupling. C.C.	7	@ .12	.84.
3/8 x 3/8. Elbows. 90 deg. C.C. ..	5	.23	1.15.
3/8 x 3/8. 45 deg. Elbows. C.C....	3	.23	.69
3/8 x 3/8. Union. C.C.....	4	.90	3.60
3/8 x 3/8 x 3/8. Tee. C.C.C.....	6	.30	1.80
3/8 x 3/8 Globe Valve. C.C.....	2	4.50	9.00
3/8 x 3/8 Gate Valve C.C.....	2	4.00	8.00
1/2 x 1/2 Coupling. C.C.....	4	.08	.32
" " 90 deg. Elbows. C.C.....	10	.09	.90
" " 45 deg. " C.C.....	6	.09	.54
" " Union. C.C.....	5	.62	3.10
" " " C to P.T.....	3	.80	2.40
1/2 x 1/2 x 1/2 Tee C.C.C.....	4	.15	.60
1/2 x 1/2 Globe Valve C.C.....	3	4.79	14.37
" " Gate " C.C.....	3	4.25	12.75
" " 90 deg. Elbow C to P.T.....	4	.20	.80
3/4 x 3/4 Coupling C.C.....	8	.12	.96
" " 90 deg. Elbows C.C.....	6	.12	.72
" " 90 deg. " C to P.T.....	4	.18	.72
" " 45 deg. " C to C.....	5	.12	.60
" " Union C.C.....	6	.80	4.80
" " " C to P.T.....	3	1.10	3.30
" " Globe Valve C.C.....	1	6.00	6.00
3/4 x 3/4 x 3/4 Tee C.C.C.....	14	.24	3.36
3/4 x 3/4 x 1/2 " C.C.C.....	8	.24	1.92
3/4 x 3/4 90 deg. Elbow C to P.T.	8	.40	3.20
3/4 x 3/4 x 1/2 Tee C.C.C.....	6	.24	1.44
3/4 x 1/2 Adaptors C to P.T.....	8	.35	2.80
3/4 x 1/2 Bushing C to C	10	.41	4.10
3/4 x 3/4 Crossovers C to C	5	.30	1.50
3/4 Tube Caps C	7	.15	1.05
3/4 Fitting Plugs C	6	.20	1.20
1" x 1" Couplings C.C.	2	.20	.40
" " 90 deg. Elbows C.C.....	7	.18	1.26
" " 45 deg. " C.C.....	2	.18	.36
" " Unions C.C.....	1	1.00	1.00
" " Globe Valves. C.C.....	2	8.78	17.56

Annual Council Session - March 1963

Tuesday, 19th March, 1963

HALIFAX COUNTY HOSPITAL

INVENTORY OF PLUMBING & HEATING

1 x 1 x 1 Tee C.C.C.....	4 @	.30	1.20
1 x 1 x 3/4 Tee C.C.C.....	4	.35	1.40
1 Cap C	1	.20	.20
1 x 3/4 Bushings C.C.....	5	.55	2.75
3/4" x 20' lengths Copper Pipe...	5	.34 ft.	34.00
1" x 20' " " "	3	.43 ft.	25.80
1 1/2" x 20' " " "	5	.97 ft.	97.00
1/8" Coupling (Galv)	2	.26	.52
1/8" 90 deg. Elbow "	4	.27	1.08
1/8" 45 deg. " "	5	.27	1.35
1/8 x 1/8 x 1/8 Tees (Galv)	4	.37	1.48
1/8" Plugs "	8	.12	.96
1/8" Caps "	2	.15	.30
1/8" Unions "	2	1.26	2.52
1/8 x Close Nipples "	9	.26	2.34
1/8 x 1 1/2 " "	6	.28	1.68
1/8 x 2 " "	3	.30	.90
1/8 x 3 " "	4	.35	1.40
1/8 x 4 " "	7	.38	2.66
1/4 Couplings (Galv)	4	.24	.96
1/4 90 deg. Elbows "	7	.26	1.82
1/4 45 deg. " "	5	.26	1.30
1/4 Plugs "	4	.15	.60
1/4 Union "	2	1.26	2.52
1/4 Globe Valve Brass	2	3.00	6.00
1/4 x 1/8 Bushing (Galv)	8	.27	2.16
1/4 x Close. Nipples "	4	.18	.72
1/4 x 2 " "	4	.20	.80
1/4 x 3 " "	3	.22	.66
1/4 x 5" " "	1	.24	.24
1/4 Caps "	2	.20	.40
3/8 Couplings (Galv)	2	.26	.52
3/8 90 deg. Elbows "	8	.28	2.24
3/8 45 deg. " "	6	.28	1.68
3/8 Unions (Dart) "	1	1.26	1.26
3/8 Plugs "	7	.15	1.05
3/8 Caps "	4	.26	1.04

Annual Council Session - March 1963

Tuesday, 19th March, 1963

HALIFAX COUNTY HOSPITAL

INVENTORY OF PLUMBING & HEATING

3/8 x 3/8 x 3/8	Tees. (Galv)	2 @	.36	.72
3/8 x close	Nipples	"	3	.14	.42
3/8 x 1 1/2	"	"	2	.16	.32
3/8 x 2	"	"	3	.18	.54
3/8 x 3	"	"	6	.20	1.20
3/8 x 4	"	"	2	.22	.44
3/8 x 1/4	Bushings	"	6	.20	1.20
	Couplings (Galv)	7	.28	1.96
	90 deg. Elbows	"	10	.30	3.00
	45 deg. "	"	10	.30	3.00
	Unions (Dart)	"	16	1.36	21.76
	Plugs	"	2	.20	.40
	Caps	"	7	.34	2.38
x 1/2 x 1/2	Tees	"	5	.40	2.00
x Close	Nipples	"	2	.09	.18
x 2	"	"	2	.10	.20
x 2 1/2	"	"	4	.12	.48
x 3	"	"	2	.14	.28
x 3 1/2	"	"	3	.14	.42
x 4	"	"	2	.15	.30
x 5	"	"	4	.19	.76
x 3/8	Bushings	"	2	.25	.50
	Globe Valves Brass	...	2	4.50	9.00
3/4	Couplings (Galv)	5	.34	1.70
3/4	90 deg. Elbows	"	18	.36	6.48
3/4	45 deg "	"	6	.36	2.16
3/4	Unions (Dart)	"	12	1.50	18.00
3/4	Plugs	"	8	.25	2.00
3/4	Caps	"	4	.38	1.52
3/4	Tees	"	15	.45	6.75
3/4 x 1/2	Bushing	"	8	.30	2.40
3/4	Globe Valves (Brass)	..	2	6.50	13.00
3/4	Gate "	"	2	4.50	9.00
3/4	Check "	"	2	5.00	10.00
3/4 x close	Nipples (Galv)	10	.12	1.20
3/4 x 1/2	"	"	8	.13	1.04
3/4 x 2	"	"	10	.13	1.30
3/4 x 2 1/2	"	"	11	.14	1.54

Annual Council Session - March 1963

Tuesday, 19th March, 1963

HALIFAX COUNTY HOSPITAL

INVENTORY OF PLUMBING & HEATING

3/4 x 3	Nipples (Galv)	9 @	.14	1.26
3/4 x 3 1/2	" "	6	.16	.96
3/4 x 4	" "	3	.18	.54
3/4 x 5	" "	6	.19	1.14
3/4 x 6	" "	8	.21	1.68
3/4	90 deg Elbows (Blk.C.2.)		8	.30	2.40
3/4	45 deg. " "		6	.30	1.80
3/4	Unions R.R. Blk.	10	1.10	11.00
3/4 x close	Nipples (Blk)	6	.10	.60
3/4 x 2	" "	8	.12	.96
3/4 x 3	" "	10	.14	1.40
3/4 x 4	" "	6	.16	.96
3/4 x 6	" "	5	.18	.90
1"	Couplings (Galv)	2	.32	.64
1"	90 deg Elbow "	4	.35	1.40
1"	45 deg " "	4	.35	1.40
1"	Unions (Dart) "	4	1.94	7.76
1"	Plugs "	3	.32	.96
1"	Caps "	5	.40	2.00
1 x 1 x 1	Tees "	4	.51	2.04
1 x 1 x 3/4	" "	2	.87	1.74
1 x 3/4	Bushings "	8	.34	2.72
1	Globe Valves (Brass)	2	8.00	16.00
1	Gate Valves "	3	5.50	16.50
1	Check " "	2	6.00	12.00
1 x close	Nipples (Galv)	4	.18	.72
1 x 2	" "	6	.18	1.08
1 x 3	" "	3	.23	.69
1 x 4	" "	4	.24	.96
1 x 5	" "	4	.27	1.08
1 x 6	" "	2	.29	.58
	<u>Black Cast Iron</u>				
1"	90 deg Elbow (Blk)C.2..		11	.30	3.30
1"	Unions (R.R. Blk)	5	2.03	10.15
1"	Bushing (Blk)	4	.30	1.20

Annual Council Session - March 1963

Tuesday, 19th March, 1963

HALIFAX COUNTY HOSPITAL

INVENTORY OF PLUMBING & HEATING

1 1/4	Couplings (Galv)	3 @	.60	1.80
1 1/4	90 deg. Elbows "	8	.63	5.04
1 1/4	45 deg. " "	7	.63	4.41
1 1/4	Unions (Dart) "	2	2.80	5.60
1 1/4	Plugs "	4	.50	2.00
1 1/4	Caps "	3	.70	2.10
1 1/4 x 1 1/4 x 1 1/4	Tees "	5	.60	3.00
1 1/4 x 1	Bushings "	6	.50	3.00
1 1/4	Globe Valve (Brass)	2	10.00	20.00
1 1/4	Gate " "	3	7.00	21.00
1 1/4	Check " "	2	6.66	13.32
1 1/4 x close	Nipples (Galv)	4	.24	.96
1 1/4 x 2	" "	7	.26	1.82
1 1/4 x 3	" "	6	.28	1.68
1 1/4 x 4	" "	8	.30	2.40
1 1/4 x 5	" "	6	.32	1.92
1 1/2	Couplings (Galv)	2	.80	1.60
1 1/2	90 deg. Elbows "	10	.90	9.00
1 1/2	45 deg. " "	6	.90	5.40
1 1/2	Unions (Dart) "	3	3.00	9.00
1 1/2	Plugs "	6	.82	4.92
1 1/2	Cap "	3	1.32	3.96
1 1/2 x 1 1/2 x 1 1/2	Tees "	6	.75	4.50
1 1/2 x 1 1/4	Bushing "	5	.50	2.50
1 1/2	Globe Valve Brass	2	14.00	28.00
1 1/2	Gate " "	3	9.00	27.00
1 1/2	Check " "	2	8.00	16.00
1 1/2 x close	Nipples (Galv)	4	.26	1.04
1 1/2 x 2	" "	8	.29	2.32
1 1/2 x 3	" "	7	.32	2.24
1 1/2 x 4	" "	5	.38	1.90
1 1/2 x 5	" "	6	.45	2.70
2"	Couplings (Galv)	2	.90	1.80
2"	90 deg. Elbows "	2	1.00	2.00
2"	45 deg. " "	1	1.00	1.00
2"	Unions (Dart) "	1	4.24	4.24
2"	Plugs "	2	.90	1.80

Annual Council Session - March 1963

Tuesday, 19th March, 1963

HALIFAX COUNTY HOSPITAL

INVENTORY OF PLUMBING & HEATING

2"	Caps	(Galv)	1	@ 1.10	1.10
2x2x2	Tees	"	2	.95	1.90
2x 1½	Bushings	"	3	.70	2.10
2 x 2	Nipples	"	3	.36	1.08
2 x 3	"	"	4	.40	1.60
2 x 4	"	"	2	.44	.88
3/8"	Sarco Steam Trap	T.D.50				
	"	600 P.S.I.		2	24.16	48.32
1"	"	"	"	4	24.16	96.64
3/4"	"	"	"	2	24.16	48.32
1½"	Trane Steam Trap.	Series C. Float				
	& Thermostatic.	15 pounds...		2	30.00	60.00
1/8"	#7 Auto Vent.	Air Eliminator.	...	6	3.00	18.00
1/8"	# 200 Vent-Rite	"	...	6	3.00	18.00

\$ 1,085.60

HALIFAX COUNTY HOSPITAL

INVENTORY OF DRUGS

100	caps	Achromycin 250 mgn per cap	15.00	c	15.00
46	vials	Achromycin 1/m 100 mgn per	2.00	vial	92.00
31	vials	Achromycin Surgical Powder 5 mgn.	1.24	ea	38.44
5	tubes	1/8 oz Aureomycin Ophthalmic Oint.1%.	.50		2.50
31	btls	Albamylin T.100 tabs per	15.95	ea.	494.45
14	btls.	Azotrex. 100 caps per	18.00	H	252.00
148	vials	Chloromycetin Succinate 1 gm per.	2.92	vial	432.16
33	vials	Chloromycetin 1/m 1 gm per	1.40	vial	47.60
9	vials	Chloromycetin Otic. 15 c.c. per..	1.62	vial	14.58
21	btls	Chloromycetin Optic Hydrocortisone5cc.	3.55	ea	74.55
12	tubes	Chloromycetin Optic Oint. 1% 1/8 oz.	.65	ea	7.80
36	tubes	Ophthocort Oint. 1/8 oz per tube..	.60		21.60
700	caps	Declomycin caps 100 per.....	12.00	M	8.40
22	vials	Duapen Forte 1/m 1 c.c. per	1.16	vial	25.52
6	btls	Otobiatic gtts. 15 cc per.....	1.00		6.00
24	btls	Elastase. 1 vial each	4.24	ea	101.76
36	tubes	Elastase 30 gms per tube Ointment...	4.24	ea	152.64
72	tubes	Elastase U-Applicators.....	4.24	ea	305.28
500	tabs	Gantrisen Tablets.....	14.04	5c	14.04
6	btls	Forpen Tablets 100 per	38.20	m	22.92
4	btls	Madriben Suspension 16 oz per....	2.00	lb	8.00
600	tabs	Madriban Tabs.....	33.33	5 c	40.00
82	btls	Mysteclin P Syrup 60 cc per.....	1.80	ea	147.60
6	vials	Metimyd 5 cc per Ophth.....	1.60		9.60
900	tabs	Palacillin (500,000 units per tab	34.50	m	31.05
40	vials	S.R. Penicillin(2,000,000 u vial)	.44	ea	17.60
8	vials	Penicillin (Cryptalis)3,000,000 u per.	.60		4.80
10	vials	Prostaphlin 1.5 gm per vial.....	.30	ea	3.00
172	tabs	Syncillin 250 mgn 12 tabs per vial	2.00	vial	28.66
100	tabs	Syncillin 125 mgn per tab 12 per vial	1.50		12.45
42	vials	Staplcillin 1/m.....	2.70	ea	113.40
100	tabs	Syncillin 250 mgn per tab 100 btl.	lot		10.00
47	vials	Tetrex 1/m 250 mgn per c.c.....	1.94	ea	91.18
180	caps	Tetrex capsules 250 mgn per cap.	16.22	c	29.20
6	btls.	Tetrex Syrup 125 mgn per cc....	3.00	ea	18.00
36	tubes	Spectracin ointment 1 oz tubes..	1.00	ea	36.00
12	tubes	Mycalog ointment 0.1% 15 gn per tube	1.50		18.00
350	caps	A.B.D.E.C. caps. #371.....	.02	ea	7.00
3,000	tabs	Acetylsalicylic Acid grs v.....	7.43	m	22.29
5000	tabs	Alaphen tabs.....	14.18	5m	14.18
500	caps	Albee (vit C)02		2.50

Annual Council Session - 1963

Tuesday, 19th March - 1963

HALIFAX COUNTY HOSPITAL

INVENTORY OF DRUGS.

500	Caps	Aristocart 4 mg per tab.....	86.40	5c	86.40
500	tabs	Amedrin (2½ gm) per tab.....	29.16	m	14.58
25	amp	Adrenalin Chloride 1 cc per amp...	.50		12.50
5,000	caps	Amessee capsules.....	149.94	m	749.70
50	amps	Amytal Sodium 0.5 gn (7½ gr).....	lot		15.00
100	tabs	Antamel tabs.....	13.50	m	1.35
200	tabs	Ammonium Chloride (5gms).....	.03		6.00
900	tabs	Antacid	5.47	m	49.23
500	tabs	Ascorbic Acid 100 mgn.....	.84	c	4.20
1,500	tabs	Ascorbic Acid 100 mgn.....	.84	c	12.60
500	tabs	Aralen Phosphate70	c	3.50
500	tabs	Aquarius tabs.....	9.00	m	4.50
15	bott	Atasorb (6 fl.ozs per)67	ea	10.05
1,000	caps	Benadryl Kapseals	11.07	m	11.07
20	amps	Benadryl Ampoules 1 cc.....	.05	ea	1.00
100	tabs	Bonamine (25 mgn) per tab.....	2.00	c	2.00
900	tabs	Buscopan (10 mgn) per tab.....	2.79	c	25.11
800	caps	Butone capsules.....	34.50	m	27.60
900	tabs	Becotin T (Vit) 100 tabs btl.....	5.10	c	45.90
1,000	tabs	Codepirin tabs	46.17	5m	9.23
5	btls	Caladryl Lotion. 6 fl.ozs btl.....	.70		3.50
84	btls	Caladryl Squeeze Bottles 12 per bx	.70		58.80
4,000	tabs	Cascara Tablets. grs v.....	8.00	m	32.00
1,500	tabs	Chlorol Hydrate grs v.....	2.00	m	3.00
1,000	tabs	Cogentin tabs. 2mg.....	29.45	m	29.45
5	amps	Cogentin amps. 2cc	3.60		18.00
1000	caps	Carbrital Kapseals Full strength..	10.42	500	20.84
500	caps	Carbrital - half strength.....	6.35	500	6.35
112	btls	Ciratyl Laxative (Liquid per 4 oz)	.95	ea	106.40
500	caps	Celontin 0.3 gm.....	.02		10.00
300	tabs	Cytoferin Tablets.....	.01		3.00
7	tubes	Caldecort 7 gn ¼ oz tubes	1.25	ea	8.75
800	caps	Darvan Compound.100 caps btl.....	36.18	m	28.94
10	vials	Depro-Medrol 5cc vials.....	10.27		102.70
42	tubes	Drenison Cream c Neomycin 15 gm...	2.32	ea	97.44
900	caps	Dexanite Capsules	32.00	m	28.80
500	tabs	Lanaxin (Digoxis) tabs 0.25 mg....	7.85	m	3.93
12	amps	Lanaxin (Digoxis) 1/m 0.5 mg.....	.40		4.80
200	tabs	Digitoxin 0.2 mg.....	7.85	m	1.57
800	tabs	Dabell Solution.100 tabs btl.....	.65	c	5.20
3,000	caps	Dilantin Capsules 0.1 gm.....	11.61	m	34.83
1,300	caps	Diamox (250 mgn) per tab.....	79.25	m	103.03
2,000	caps	Dulcolax Tabs (5mg) per	lot		86.40
16	btls	Donnagel c Neomycin 6 fl oz per...	2.43	ea	38.88

Annual Council Session - 1963

Tuesday 19th March - 1963

HALIFAX COUNTY HOSPITAL

INVENTORY OF DRUGS.

15	btls	Donnagell - P.G. 6' fl oz per	1.12	ea	16.80
1000	tabs	Exna tabs	48.60	m	48.60
500	tabs	Ephedrine Hydrochloride $\frac{1}{2}$ gr.....	18.00	m	9.00
25	amps	Emivan 2 cc amps (100 mg)	12.54	lot	12.54
25	amps	Dramamine 5cc amp	1.00	ea	25.00
500	tabs	Dimetone Extentabs 12 mg 1 tab....	.10		50.00
1,100	caps	Eldec Kapseals 60 tabs per.....	3.24	60	59.40
45	pkts	Flagyl vag. 112.50 5c. 10 per pkt..	112.50	5c	101.25
60	tabs	Formatrix 60 tabs per.....	5.17	60	5.17
1,000	caps	Ferrous Sulphate 5 gr.....	4.37	m	4.37
500	tabs	Donnatol Tablets.....	6.00	5c	6.00
400	tabs	Flagyl (250 mgn) oral	4.20	5c	34.00
100	btls	Ferracebrin (Vit) 4 fl.oz per btl.	.97	ea	97.00
100	tabs	Furanex (50 mgn).....	9.00	c	9.00
4,500	tabs	Gastro Gel.....	5.44	m	24.48
62	btls	Gluco Fedrin Nasal Spray68	ea	42.16
70	btls	Gluco Fedrin Nasal Drops	7.20	doz	42.00
200	tabs	Hexa-Betalin (10 mg) per tab	4.12	c	8.24
250	tabs	Hygroten tabs (100 mgn)	5.00	c	12.50
12	tubes	Gall & Opium Ointment.....	1.00	doz	1.00
500	tabs	Haldrone tabs 2 mgn	17.40	c	87.00
1,000	tabs	Hydrozide K tabs.....	10.00	m	10.00
14	btls	Protamine Zinc Insulin 40 u per cc	.72	ea	10.08
18	Btls	Protamin Zinc Insulin 80 u per cc.	1.39	ea	25.02
13	Btls	Toronto Insulin - 40 u per cc72		9.36
500	tabs	Ismelin 10 mgn per tab.....	30.85	m	15.43
1,500	tabs	Ibapirin tabs.....	29.18	5m	8.75
70	btls	Infantol 16 fl oz per.....	2.12	ea	148.40
7	tubes	Kenolog Oint 15 gn 0.1%.....	2.14	ea	14.98
19	tubes	Kenolog 3.6 gm 0.1%.....	.70	ea	13.30
300	tabs	Maalox Tabs. 50's.....	21.00	m	6.30
7,000	tabs	Mabenal Tabs - 1000's.....	49.95	m	349.65
200	tabs	Medrol Medules 4 mg 100's	15.68	c	31.36
1,700	tabs	Midicel 100's.....	15.00	m	25.50
400	tabs	Mandelamine tabs	17.18	m	6.87
3,000	tabs	Milk of Magnesia tabs.....	5.00	m	15.00
700	caps	Milontin Kapseals 500's	20.47	5c	28.66
350	caps	Multi-Vitamin Mineral caps	9.54	m	33.39
4,500	tabs	Multi Barb	9.09	m	40.91
39	tubes	Muko Lubricant	3.60	doz	11.70
6	pkgs	Sterile U ethral Catheleugation traep	1.65	ea	9.90

Annual Council Session - 1963

Tuesday, 19th March 1963.

3,000 tabs	Nutrex 1000's.....	11.75 m	35.25
1,000 tabs	Niacin 50 mgn	3.45 m	3.45
1 lb	Occuline Eye gtls73 lb	.73
9 lb	Barriere Cream 1 lb per	4.30 ea	38.70
6 lb	Cold cream 1 lb.....	2.70 lb	16.20
5 lb	Derm Cream	3.82 lb	19.10
11 lb	Protecto Derm	4.71 lb	51.81
5 lb	Mercury Ammoniated	2.00 lb	10.00
14 lb	Zinc Oxide	1.66 lb	23.24
100 caps	Penbritten (250 mgn) 100's.....	40.50 c	40.50
500 tabs	Pabalate.....	9.38 lot	9.38
3,500 tabs	Paramettes, 1000's	19.88 m	69.58
2 btls.	Paramette Syrup - 16 oz	2.97 ea	5.94
600 tabs	Paraearl 5 mgn 100's04 ea	24.00
500 tabs	Parsitan.... 50 mg.....	.03	15.00
400 tabs	Phenergan Ephedrine04	16.00
2,000 caps	Phenaphen caps 500's.....	10.12 5c	40.48
300	Phenytoin Sal'or 0.1 gram05	15.00
2,000 tabs	Epilol (Phenobarbital) grs 1½	17.96 5m	7.18
2,500 tabs	Phenobarbital grs ½	8.24 5m	4.12
4,000 tabs	Phenobarbital grs. 1.....	13.10 5m	10.48
4,000 tabs	Phenobarbital grs ¼	5.27 5m	4.22
4 lbs	Hydrogen Peroxide 3% 16 oz30	1.20
9 btls	Palymagma 1 fl oz per40	3.60
1,000 tabs	Prednisone 5 mgn per tab	27.00 m	27.00
500 tabs	Phergan - Ephedrine 25 mg per.....	.03	15.00
900 caps	Placidyl 100's	3.25 c	29.25
600 caps	Philantin Kapseals 100.....	1.62 c	9.72
500 tabs	Propyl Thiowacid 50 mgn per	8.42 5c	8.42
300 caps	Rautractyl-4 100's	4.27 c	15.81
2000 caps	Reflux Plus caps	9.00 m	18.00
1,000 tabs	Stilboestral 150 mgn 1,000's.....	12.75 m	12.75
8 btls	Selsun 4 oz btls.....	1.00 ea	8.00
13 btls	Sucaryl - 2 oz per76 ea	9.88
400 tabs	Valmid 0.5 gn 100's	31.50 m	12.60
700 caps	Zarontin 0.25 gram. 100's	4.21 c	29.47
86 vials	Sytobex 100 mgr per cc 1/m per 10 cc S-U # 96.....	1.70 ea	146.20
1400 tabs	Sodium Salicylate grs v 500's	6.21 m	8.69
75 amp	Somnifine 2 cc ampule.....	4.06 25	12.18
17 btls	Sterile Water for Injection 30cc per.	.40 ea	6.80
500 tabs	Serfin 0.25 mgn 100's	2.03 c	10.15
10 btls	Streptokinase vardase Buccal	1.00	10.00
252 Sup.	Glycerin Suppositories 12's33 doz	6.93
400 tabs	Tarason 50 mgn 500's	37.84 5c	30.27
300 caps	Trimedone 0.3 gn 100's.....	2.81 c	8.43
200 caps	Thiazide K	18.50 m	3.70
25 amps	Tarason 1/m 2cc amp 25's	37.84 5c	47.30

Annual Council Session - 1963

Tuesday, 19th March 1963

HALIFAX COUNTY HOSPITAL

INVENTORY OF DRUGS.

500	tabs	Thyro - Thiamine.....	2.00	c	10.00
1,000	tabs	Thyroid grs 1 500's	2.00	c	20.00
1,000	tabs	Thyroid grs 1/2 500's	1.54	5c	3.08
4,000	tabs	Tolifer 5,000's	9.75	m	39.00
9,000	caps	Trelmac M 1,000's	26.50	m	238.50
24	btls	Biclysyl 5% in Saline (1,000 m.l)	3.00	ea	72.00
22	btls	Biclysyl 5% in H2O	1.50	ea	33.00
4,500		Benylin Koffettes (Lozenges)	10.00	m	45.00
5	gal	Bristamin Cough mixture.....	10.81	gal	54.05
6		Matteval. 80 ozs per.....	7.20	ea	43.20
2 1/2	gal	Benylin Cough Mixture.....	5.00	gal	12.50
2	gal	Expectorole	7.78	gal	15.56
3,000	tabs	Sun Cholera.Special formula.....	7.36	m	22.08
2	gals	Dimetone Expectorant	30.00	gal	60.00
3	gal	Robittussin	9.36	gal	28.08
4	gal	Nutrex Liquid	5.00	gal	20.00
4	80 oz	Kectil	34.91	cs	139.64
3	80 oz	Noctec Liquid (grs 7 1/2)	8.55		25.65
160	btls	Bristamin Lotion. Squeeze btls...	.53	ea	84.80
48	tins	Hospital Talc.....	.72	ea	34.56
40	tins	Baroformol Pulv.....	.45	ea	18.00
4	bxs	Plastipak Syringes 2cc. 100 per bx.	.30	ea	120.00
1,000		Disposable Needles #25	48.60	m	48.60
1	gross	Travad Enemas50	ea	72.00
1	gross	Disposable Examination Gloves....	9.75	c	14.04
1	gross	Gauze Bandage 2"	1.50	doz	18.00
1	gross	Gauze Bandage 3"	2.03	doz	24.36
3	cans	Adhesive Tape 2" 10 per	4.30	can	12.90
6	cans	Adhesive Tape 3" 10 per	4.30	can	25.80
1	can	Gapsona Plaster Bandages 2".....	5.50	can	5.50
1	can	" " " 3".....	6.75	can	6.75
1	can	" " " 4".....	8.30	can	8.30

INVENTORY OF MEDICAL SUPPLIES.

cont'd

40	gal	Alcohol. Rubbing	2.00	gal	80.00
43	pkt.	Absorbent Cotton.....	.50	lb	21.50
15	gal	Iba-Cide.....	147.99	45gal.	49.33
6		Incontinent pads.....	15.76	cs	94.56
17		Sapodium-Liquid Soap.....	130.00	45gal.	49.10
2	cs	Travad	18.24	cs	36.48

\$ 8889.58

Annual Council Session - March 1963

Tuesday, 19th March, 1963

HALIFAX COUNTY HOSPITAL

INVENTORY OF GROCERIES.

All Bran	2 ctns @	6.80 cs.	13.60
Apples. Fresh	10	Lot	50.00
Apple Juice.Canned 105 ozs.	20	3.47 cs.	69.40
Asparagus Cuttings.....	7	9.75 cs.	68.25
Baby Food Assorted	1516	2.32 cs.	146.16
Baking Powder	90 lbs	.20 lb.	18.00
Baking Soda	9 pkgs.	3.09 cs.	1.16
Barley	1 bag	1.76 bg.	1.76
Beans.Baked.Canned	28 cs.	5.83 cs.	163.24
Beans.Yellow Eyed	5	10.90 c lb.	54.50
Beans.Canned. Waxed.....	43 cs.	4.49 cs.	193.07
Beets.Fresh.....	2 bgs.	2.00 bg.	4.00
Biscuits.Soda.	18 cs.	7.45 cs.	134.10
Cabbage	600 #	.05 #	33.00
Cake Mixes. 50's.....	10	10.40 50#	104.00
Celery Salt	13 #	.18 #	2.34
Cheese.Round. 30# each.....	22	.35 $\frac{1}{2}$ lb.	234.30
Chickens in Cold Storage.....	18 cs.	.35 lb	220.50
Chocolate.Bakers. 8 oz	11	.70 ea.	7.70
Cinnamon	25 lbs	.91 lb	22.75
Cocoa	24	.43 ea.	10.32
Cocconut	25 lbs	.51 lb	12.75
Coffee	90 lbs	.53 $\frac{1}{2}$ #	48.15
Cookies. Assorted.....	2 cs.	.31 lb	9.92
Corn (Canned)	6	4.48 cs.	26.48
Cornflakes	15 cs.	1.87 cs.	28.05
Cornmeal. 100#	2	6.57 bg.	13.14
Corn Syrup. 2 lb.....	36 tins	8.05 24/2.	12.08
Cranberry Sauce	3 tins	5.36 cs.	2.68
Cranberry Sauce & Jelly	6	5.42 cs	32.52
Currants	2	12.32 cs.	24.64
Dates	1	10.50 cs	10.50
Dextri Maltose	10	.50 lb	12.50
Diabetic Sucaryl Dessert	5 pkg	1.40 ea.	7.00
Flour White	5 bg.	7.74 bg.	38.70
Fluffs. Cereal	9	4.90 cs	44.10
Fruit Cocktail	4	10.25 cs.	41.00
Fruit Ricky	68	16.00 cs.	10.88
Gelatin	2	9.73 tin.	19.46
Grapefruit Juice Canned.48 oz.....	25 cs.	3.41 cs.	85.25

.....

Annual Council Session - March 1963

Tuesday, 19th March, 1963

HALIFAX COUNTY HOSPITAL

INVENTORY OF GROCERIES

Gravy, 50 lbs. Gravo-o-Rich.....	1 can	1.95 #	97.50
Jam.Apple Raspberry.12x48 ozs.....	4 cs.	.18 lb	25.92
Jam.Apple Strawberry.12 x 48	2 cs	.18 lb	12.96
Jam.Cherry. 30 lb.....	1	8.70 cs.	1.45
Jam.Plum.12 x 48 ozs.....	2 cs 5	11.30 cs.	27.30
Jelly. Apple. 12 x 48 ozs.....	2 cs.	12.65 cs.	25.30
Jelly Powders.Assorted.50 lb.....	13 cs	.32 $\frac{1}{2}$ 50#	126.75
Lemon Extract.....	4 gals.	4.75 $\frac{1}{2}$ gal.	38.00
Macaroni.....	13 cs.	2.56 cs.	33.28
Margarine. 30 lbs ea. case.....	86	.27 lb	696.60
Marmalade.Orange.12 x 4 lbs.....	23 cans.	10.30 cs.	19.78
Marshmallows.....	1 cs.	2.75 cs.	2.75
Mayonnaise	1 gal.	2.02 gal.	2.02
Milk (Canned)	14 cs.	6.42 cs.	89.88
Milk.Carnation Skimmed. 50 lbs....	4 bags.	10.50 bg.	42.00
Mixed Peel. 30 lbs.....	1 cs.	11.70 cs.	11.70
Molasses.....	1 gal.	1.07 gal.	1.07
Mustard. (dry).....	50 lbs	.95 lb	47.50
Nutmeg. 4 oz.....	5 pkg.	.28 pkg.	1.40
Oil. Mazola.....	5 gal.	2.80 gal.	14.00
Onions	5 bags.	2.30 bag	11.50
Onion Flakes. 1 lb 12 ozs.....	15 tins.	.30 tin	4.50
Onion Salt.....	25 lbs	.61 lb	15.25
Oranges $\frac{1}{2}$'s.....	17	4.25 cs.	72.25
Orange Juice Powder.....	20 cs.	18.72 cs.	374.40
Orange Drink.MacLeans.....	2 gal.	2.00 gal.	4.00
Oxo Cubes	9 pk.	3.04 pk.	27.36
Pablum (1 lb pkgs)	13 pkgs.	4.73 cs.	3.90
Paprika	25 lbs.	.91 lb	22.75
Peaches. Canned. 105 ozs.....	448 cs.	7.25 cs.	3248.00
Peanut Butter.....	3 pails.	.30 lb.	27.00
Pears.Canned.....	353 cs.	4.49 cs.	1584.97
Peas Split.....	3 bags.	8.28 bg.	24.84
Pepper.Red. Whole.....	8 pkgs.		1.20
Pickles.....	18 cans.	13.05 can.	234.90
Pineapple. Crushed.....	121 cs.	7.29 cs.	882.09
Pineapple Juice.....	8 cs.	4.45 cs.	35.60
Plums. Canned.....	190 cs.	6.70 cs.	1273.00
Potatoes.....	248 bags.	1.40 bag.	347.20
Potato. Instant. Powder.	96	19.44 cs.	1866.24
Prunes. Dried.....	4 cs	6.49 cs.	25.96

Annual Council Session - March 1963

Tuesday, 19th March, 1963

HALIFAX COUNTY HOSPITAL

INVENTORY OF GROCERIES

Relish (Sweet)	1 can	1.54 gal.	7.70
Rolled Oats. 80 lbs.....	4	6.98 80#.	27.92
Rice Krispies	15 cs.	1.87 cs.	28.05
Rice Pudding.....	98	2.00 cs.	196.00
Salmon, Tall, Canned.....	9 cs.	14.10 cs.	126.90
Salt, Coarse.....	3 bags.	2.68 cwt.	8.04
Salt, Fine.....	3 bags.	1.13 cwt.	3.39
Shortening.....	20 cs.	.19 3/4#	197.50
Soup Base, Chicken Noodle.....	70 pkg.	4.00 pkg.	280.00
Soup Base, Chicken Vegetable.....	30	4.00 pkg.	120.00
Soup Base, Florida Veg.....	42	4.00 pkg.	168.00
Soup Base, Mushroom.....	28	4.00 pkg.	112.00
Soup Base, Napoli.....	53	4.00 pkg.	212.00
Soup Base, Meat with Noodles.....	41	4.00 pkg.	164.00
Soup Base, Royal Cream of Chicken.....	16 pkg.	4.00 pkg.	64.00
Soup Base, Scotch Broth.....	20 pkgs.	4.00 pkg.	80.00
Soup Base, Yellow Pea.....	52 pkgs.	4.00 pkg.	208.00
Soup, Chicken & Rice.....	6 cs.	8.90 cs.	53.40
Soup Base, Green Pea.....	46 pkgs.	4.00 pkg.	184.00
Soup, Tomato, Canned.....	4 cs.	5.18 cs.	20.72
Soup Vegetable, Canned.....	18 cs.	5.79 cs.	104.22
Spaghetti & Noodles.....	16 cs.	2.66 cs.	42.56
Sugar, White.....	16 bags.	7.49 c#.	119.84
Sugar, Brown.....	6 bags.	7.23 cwt.	43.38
Sugar, Icing.....	2	7.89 cwt.	15.78
Sugar Pops.....	13 cs.	1.87 cs.	24.31
Syrup, Table.....	4 gals.	1.58 gal.	6.32
Tapioca.....	1 Bag	22.00 cwt.	22.00
Tea, Bulk.....	3 cs	.60 #	90.00
Tea, Bags, 1 m to case.....	14 cs	5.50 cs.	77.00
Tomatoes, Canned.....	10 cs.	4.79 cs.	47.90
Tomato Juice.....	14 cs.	3.49 cs.	48.86
Tomato Ketchup.....	4 cs	6.98 cs.	27.92
Turnips, 50 lb bags.....	23 bags.	.03 #	34.50
Vanilla.....	2 1/2 gal	11.25 gal	28.13
Vegetable Blend.....	2 tin	6.40 tin	12.80
Vinegar	9 gal.	.58 gal	5.22
Walnuts.....	20 lb.	.74 lb	14.80
Wax Paper	21 rolls.	.20 roll	4.20
Wheatlets.....	3 bags.	6.98 cwt	20.94

Annual Council Session - March 1963

Tuesday, 19th March, 1963

HALIFAX COUNTY HOSPITAL

INVENTORY OF GROCERIES

Yeast. Dry.....	14 tins	.68 ea.	9.52
Assorted Pie & Pudding Fillings..	48 50#	.30 #	720.00
Meat			100.00
Kitchen (Stock on Hand).....			500.00
Diabetic Foods:			
Asparagus Tips 24/12	3 cs.	6.00 cs.	18.00
Peas. 24/20	2 cs.	2.39 cs.	4.78
Pears. 24/15	17 cs.	7.45 cs.	126.65
Fruit Cocktail .. 24/15.....	19 cs.	8.35 cs.	158.65
Peaches 24/15	17 cs.	6.20 cs.	105.40
Pitted Red Cherries 24/15	17 cs.	6.80 cs.	115.60
Apricots 24/15	9 cs.	8.10 cs.	72.90
Cut Wax Beans 12/20.....	27 cs.	4.25 cs.	114.75
Cut Green Beans 12/20.....	2 cs.	2.14 cs.	4.28
Cut Green Beans 24/15.....	2 cs.	2.14 cs.	4.28
Sliced Carrots 24/20	17 cs.	4.75 cs.	80.75
Jelly Powder 12/8	12 cs.	4.00 cs.	48.00
Tomatoes.. 24/20.....	6 cs.	6.00 cs.	36.00

\$ 18,707.88

Annual Council Session - March 1963

Tuesday, 19th March 1963.

HALIFAX COUNTY HOSPITAL

INVENTORY OF BEDDING

Bed Spreads.....	386	2.99 ea.	1154.14
Blankets. Baby's.....	1	1.50	1.50
Mattresses. New.....	46	10.00	460.00
Mattresses. Foam Rubber.....	27	37.00	999.00
Mattress Covers.....	51	2.00	102.00
Mattress Covers. Vinyl.....	77	22.65 doz.	145.34
Mattresses. Crib.....	5	6.00	30.00
Pillows.....	76	1.65	125.40
Pillowcases.....	551	7.75 doz.	355.85
Pillow Covers. Plastic.....	43	1.25	53.75
Sheets. White. Bleached.....	214	25.00 doz.	445.83
Sheeting. Rubber. Red.....	129 yd.	2.00 yd.	258.00
Sheeting. Rubber. White.....	37 yd.	2.50 yd.	92.50
Sheets. Heavy. Remnant. 18 lb.....	5 bolt.	.82½ lb.	74.25

\$ 4,297.56

BOOTS & SHOES.

Boots. Lumbermans Rubbers.....	22	3.45 pr.	75.90
Boots. Rubber.....	4	3.00 pr.	12.00
Boots. Leather. Work.....	29	6.30 pr.	182.70
Insoles. Mens Felt.....	28	3.50 doz.	8.16
Slippers. Mens.....	32	2.05 pr.	65.60
Shoe Polish. Blk.....	2	.15	.30
Shoe Polish Brown.....	5	.15	.75
Shoes. Mens.....	40	3.60 pr.	144.00
Shoes. Boys.....	10	2.50 pr.	25.00
Shoes. Womens.....	83	3.80 pr.	315.40
Slippers. Womens.....	45	1.50 pr.	67.50

\$ 897.31

UNIFORMS.

Aprons. Kitchen.....	60	10.75 doz.	53.75
Caps. Wedge. Kitchen.....	37	3.65 doz.	10.34
Coats. Doctors. White. Long.....	11	54.00 doz.	49.50
Pants. Male Attendants. White.....	206	40.00 doz.	686.66
Shirts. Male Attendants. White.....	145	24.00 doz.	290.00
Uniforms. Female. White.....	198	42.00 doz.	690.00
Uniforms. Maids. Green.....	116	42.00 doz.	406.00

\$ 2,186.25

Annual Council Session - March 1963

Tuesday, 19th March 1963

HALIFAX COUNTY HOSPITAL

INVENTORY OF PAINTS.

Paint.	Black # 180 A.....	5 gal	6.55 gal	32.75
"	Aluminum 1086.....	4	4.95	19.80
"	Cascade Blue #1242.....	4.3qt.	6.55	31.12
"	Cascade Blue #1442.....	12	6.55	78.60
"	Aqua Blue #748.....	1	6.55	6.55
"	Lt. Gray #3524.....	2	6.55	13.10
"	Alkacid Reducer.....	2	3.00	6.00
"	Ivory tone.Eggshell...#419.	11	6.55	72.05
"	Bermuda Blue #344.....	3 qts	6.55	4.92
"	Grey Floor Enamel.....	3 gal	6.55	19.65
"	Dark Green. #332.....	2 qts.	6.55	3.28
"	Jade Green # 335E.....	2 gal	6.55	13.10
"	Mint Green #1238E.....	5 qts	6.55	8.19
"	Polo Red #351.....	3 qts	6.55	4.92
"	Royal Blue. #345	1 gal	6.55	6.55
"	Turquoise #1435.....	9 gal	6.55	58.95
"	Marking Enamel.....	5	6.55	32.75
"	White. Interior.....	13	6.55	85.15
"	White.Int.Coalalite.....	11	6.55	72.05
"	White. Perma/Flat.....	1	6.55	6.55
"	Rose Petal #1455.....	5	6.55	32.75
"	Sunshine Yellow #143.....	4	6.55	26.20
"	Brushes. 1".....	4	1.49	5.96
"	Oil #370E.....	4	2.33	9.32
"	Linseed Oil Raw.....	4	3.35	13.40
"	Orange Shellac.....	6	3.55	21.30
"	White Shellac.....	2	3.96	7.92
"	Turpentine.....	10	1.71	17.10
"	Dryer.....	2	2.88	5.76
"	Varnish.....	2	6.77	13.54

\$ 729.28

Annual Council Session - March 1963

Tuesday, 19th March 1963

HALIFAX COUNTY HOSPITAL

INVENTORY OF MISCELLANEOUS SUPPLIES

Bath Tub Mats.....	8	2.35 ea	18.80
Bottles & Nipples.....	1	.40 ea	.40
Dish Towelling. 20".....	92 yds	.32 $\frac{1}{2}$ yd	29.90
Elastic. White. $\frac{1}{2}$ ".....	6 pkg.	5.40 pkg	32.40
Elastic. White. 1".....	11	2.25 pkg.	24.75
Face Cloths.....	50	1.30 doz	5.41
Table Cloths. Plastic.....	72	.39	28.08
Thread. Black. #24.....	5 box.	1.96 box	9.80
Thread. Black. #40.....	18 bxs.	3.12 bx.	56.16
Thread Black #36.....	15 bxs.	3.00 bx.	45.00
Thread White. #24.....	4	1.96 bx.	7.84
Thread White. #36.....	10	3.00 bx.	30.00
Thread White. #40.....	8	3.12 bx	24.96
Towels.....	660	7.00 doz	385.00
Towelling. Hand. 50 yds.....	6 bolt.	.29 $\frac{1}{2}$ yd	88.50
Yarn. Beehive Fingering.....	140	6.22 bx	43.54
Yarn. Hand Weaving.	33	Lot	5.00
Yarn. Grey/ Mending.....	20	Lot	8.00
Combs. Fine.....	11	.15	1.65
Combs. Ladies. Coarse.....	7	.15	1.05
Combs. Pocket. Black.....	39	.10	3.90
Kotex. #4037.....	1	13.59	13.59
Kleenex. Wipes. Cellulose.....	3	25.00	75.00
Tooth Brushes. Large.....	186	.20	37.20
Tooth Brushes. Small.....	95	.15	14.25
Napkins.....	10	1.47 m	14.70
Needles. Darning.....	44	.05	2.20
Razor Blades 100 per pkg.....	26 M	8.80 M	228.80
Scissors. Small.....	22	.15	3.30
Shaving Soap Sticks.....	95	.10	9.50
Toilet Tissue.....	429	.07	30.03
Towels. Paper.....	10 cs.	5.58 cs.	55.80
Tray Covers. Paper. 5 M. per. cs....	4 cs.	4.15 M	83.00
Wax Paper.....	21	.25	5.25

\$ 1,422.76

Annual Council Session - March 1963

Tuesday, 19th March 1963

HALIFAX COUNTY HOSPITAL

INVENTORY OF ELECTRIC LAMPS - etc.,

Light Bulbs. 10 watt. Pilot....	43	.20	8.60
Light Bulbs. Reg. Base. 10Watt.	60	.17	10.20
" " " " 40 Watt	190	.17	32.30
" " " " 60 Watt	177	.26	46.02
" " " " 100 Watt	184	.26	47.84
" " " " 150 Watt	12	.47	5.64
" " " " 500 Watt	3	.60	1.80
" " " " "Pilot 6 W..	50	.20	10.00
Fuses. 25 Amp.....	105	.12	12.60
" 30 "	68	.12	8.16
Fuse Links. 30 amp Cartridge...	200	.04	8.00
" " " " " 220...	30	.07	2.10
40 W. Fluorescent Lamps.....	48	1.50	72.00
" Floodlights. 150 W.....	2	2.00	4.00

\$ 269.26

TOBACCO AND MATCHES.

Tobacco. Players. F.C.....	367	.3466 pk	127.20
" Picabac.....	163	.203 pk	33.09
" Club. Chewing.....	59	5.30 tin	31.27
Matches. Safety. 720 cs.....	329	9.75 cs.	4.44
Cigarette Papers. 50.....	1850	2.05 bdl.	75.85

\$ 271.85

GASOLINE & FUEL OIL

Regular. Stat. Wag. Mail. Bus Trucks.	62	.48	29.76
Marked. Stat. Equip. Tractors.....	428	.25	107.00
Fuel Oil. 11/45 AM Jan 2/	7000	gal 8.40 C.	588.00
Oil. Motor. SAE - 10W.....	26	.50	13.00
Oil. Motor. SAE - 20	21	.50	10.50
Oil Motor. SAE - 30	8	.50	4.00

\$ 752.26

Annual Council Session March 1963

Tuesday, 19th March - 1963.

HALIFAX COUNTY HOSPITAL

INVENTORY OF HARDWARE.

Adhesive Pliobond.....	1 lb	.50	.50
Ash Trays.....	96	.15	14.40
Axes. Fire.....	7	4.00	28.00
Basin Plugs.....	5	.10	.50
Bedpans.....	4	2.50	10.00
Bed Sides.....	4	lot	165.95
Brooms. Push. 18".....	3	5.50	16.50
Brooms. Common.....	3	25.95 doz	6.49
Broom Handles.....	10	.25 ea.	2.50
Brushes. Steel.....	25	.75	18.75
Brushes. Small.....	51	.25	12.75
Brushes. Toilet Bowls.....	14	2.00	28.00
Brushes. Ring. #399.....	3	.50	1.50
Clothes Hooks.....	4	.15	.60
Candles.....	37	.05	1.85
Cane & Crutch. Rubber Tips.....	14	.10	1.40
Can Openers.....	1	3.00	3.00
Casters. #53688-2	8	4.00	32.00
Casters. #J121-2½.....	4	6.25 lot.	6.25
Clothes Pins.....	3 bx.	.40	1.20
Chamber Pots. Small.....	6	.50	3.00
Containers. Food. Large.....	4	4.50	18.00
Containers. Food. Small.....	2	3.00	6.00
Door Checks.....	1	.60	.60
Dust Pans.....	7	.35	2.45
Fire Extinguisher Charges.....	9	.75	6.75
Flashlight Batteries.....	46	.12	5.52
Files. Flat. 6"	8	.60	4.80
Files Round. 10".....	1	1.50	1.50
Files. Flat. 10"	3	1.25	3.75
Files 12".....	2	1.75	3.50
Files. Extra Slim. Taper 6".....	2	.60	1.20
Funnel.....	1	.90	.90
Garbage Cans	14	4.00	56.00
Garbage Bags. Plastic.....	996	66.60 M	66.33
Hack Saw Blades. 12"	20	.10	2.00
Hammer Handles.....	5	.40	2.00
Hinges. Butt. 3½ x 3½	3 pr	2.00 pr	6.00
Hinges. T.10".....	3	1.00	3.00
Hinges. 4 x 5 Butts.....	4	2.50	10.00
Hinges. Screen Door.....	12	.30	3.60

Annual Council Session -March 1963

Tuesday, 19th March 1963

HALIFAX COUNTY HOSPITAL

INVENTORY OF HARDWARE.

Hasps.....	2	.25	.50
Jam Jar Rings.....	15	.01	.15
Jam Jar Lids.....	2	.05	.10
Lock Set.#DB-303.7Mk. Complete...	2	15.00	30.00
Locks Core #DB303 GMK.1C239 (Inc)	7	8.00	56.00
Locks. Mortise #DB5222 Incomplete.	3	12.00	36.00
Locks. Mortise Bolts.Dead Lock...	12	.80	9.60
Locks. Mortise #DB123	6	12.00	72.00
Locks. Cylinders.#DB253 x 1 $\frac{1}{4}$ GMK.	38	2.50	95.00
Locks. Ward Keys.....	38	.15	5.70
Locks. Padlocks.....	18	3.65	65.70
Locks. DB#2/1719/1/56 Locks & Spin.	6	3.50	21.00
Locks. DB#1 1719 x 1/43 Closet...	2	2.50	5.00
Lacing.Steel Belt.Alligator.....	7	Lot	3.00
Masking Tape.....	2	.90	1.80
Mops. Swivel. Push. 24" complete.	3	6.00	18.00
Mop Handles.....	3	.30	.90
Nails.Staples.Wire Fence.....	20	.18	3.60
Pails. Plastic.....	21	1.75	36.75
Pails. Scrub Tubs.....	17	2.00	34.00
Paper. Brown. Rolls.....	2	7.00	14.00
Paper Bags. $\frac{1}{2}$ lb.....	100	lot	.50
Paper Bags. 1. lb.....	900	lot	4.00
Paper Bags. 2 lbs.....	2000	lot	15.00
Paper Bags. 5 lbs.....	3300	lot	33.00
Paper Bags.10 lbs.....	2000		30.00
Parowax.....	11	1.00	11.00
Rat Traps.....	7	.50	3.50
Rat Nip.....	6	.35	2.10
Sand Paper. Coarse.....	36	pkt. .05	1.80
Sand Paper Fine.....	57	.05	2.85
Sand Paper. Medium.....	58	.05	2.90
Tacks.....	5	.20	1.00
Toilet Plungers. With Handles...	3	1.50	4.50
Toilet Plunger Handles.....	8	.40	3.20
Twine. Cotton.....	3	.30	.90
Toilet Flush Bends.....	1	1.25	1.25
V Belts.....	16	2.00	32.00
V Belts. Floor Polisher.....	2	2.50	5.00
Wax Applicators.....	11	2.00	22.00
Wax Applicator. Cloth Pads.....	23	.50	11.50

\$ 1,255.84

Annual Council Session - March 1963

Tuesday, 19th March, 1963

HALIFAX COUNTY HOSPITAL

INVENTORY OF DISHES.

Bowls.Soup or Fruit.Plastic.....	24	2.30 doz	4.60
Bowls. Soup. China.....	18	3.00 doz	4.50
Mixing Bowl. 30".....	1	5.70 ea.	5.70
Sugar Bowls.....	39	3.50 doz	11.38
Feeding Cups.Porcelain.....	4	.90 ea.	3.60
Cups.Heavy China.Green Band top..	83	4.90 doz	33.89
Paper Cups,Hypro & Dixie.24s.....	15	32.00 M	11.52
Paper Cups.(Cold).24s.....	32	25.00 M	19.20
Paper Cups (Hot) 24s.....	41	30.00 M	29.52
Coffee Pots.Lge Aluminum.....	10	4.00 ea.	40.00
Food Dishes. Paper.....24s.....	13	.02 ea.	6.24
Forks.....	240	2.30 doz	46.00
Fruit Bowls.Plastic.....	180	2.20 doz	33.00
Fruit bowls.China.Green Band.....	122	2.78 doz	28.26
8 oz Plastic Glasses.....	304	5.25 doz	133.00
4 oz Plastic Glasses.....	17	4.00 doz	5.67
9 oz Plastic Glasses.....	144	5.50 doz	66.00
Coloured Plastic Glasses.....	15	2.50 doz	3.13
5 oz Glass Glasses.....	88	2.25 doz	16.50
9 oz Glass Glasses.....	168	2.70 doz	37.80
Knives. Cooks.....	4	2.50 ea.	10.00
Knives.....	216	4.75 doz	85.50
Butter Knives.....	78	3.50 doz	22.75
Paring Knives.....	42	2.75 doz	9.63
Plate & Bowl Scrappers.....	156	3.60 doz	46.80
Salt & Pepper Shakers.....	146	.15 ea.	21.90
Pitchers. Glass Small.....	102	2.75 doz	23.38
Plates. China. Green Band.....	38	9.55 doz	30.24
Plates. Plates. Plastic. 9".....	149	4.50 doz	55.88
Plates. Plastic. 6".....	76	3.50 doz	22.17
Plates. China.4".....	223	4.95 doz	91.99
Saucers. Plastic.....	147	4.50 doz	55.13
Saucers. China.....	15	4.10 doz	5.13
Spoons. Serving.....	1 doz	2.80 doz.	2.80
Strainers.With Handles. 12".....	4	1.20 ea.	4.80
Spoons Dessert.....	258	2.40 doz	51.60

Annual Council Session - March 1963

Tuesday, 19th March, 1963

HALIFAX COUNTY HOSPITAL

INVENTORY OF DISHES.

Spoons. Tea.....	400	1.40 doz	46.66
Spoons Wooden.....	2	.30 ea	.60
Spatulas #24912	3	.45 ea	1.35
Tea Pots. Aluminum#5000	54	2.50 ea.	135.00
Tea Pots. Aluminum.#146138.....	15	4.00 ea.	60.00
Trays. Composition.....	63	29.90 doz	156.98
Turners. Egg or Pancake.....	2	.50 ea.	1.00
Tongs.....	6	.50 ea.	3.00
			<hr/>
			\$ 1,483.80
			<hr/> <hr/>

Annual Council Session - March 1963

Tuesday, 19th March 1963.

HALIFAX COUNTY HOSPITAL

INVENTORY OF CLOTHING.

Bathrobes. Mens.....	37	3.85 ea.	142.45
Caps. Light.....	33	5.50 doz	15.13
Dress Print.....	84 yds.	.32 $\frac{1}{2}$ yd	27.30
Dresses Print.....	200	5.50 ea.	1100.00
Gloves. Leather fronts.....	146	12.00 doz	146.00
Gloves. Woollen.....	5	16.00 doz.	6.67
Gowns. Baby's Night.....	6	.40 ea.	2.40
Gowns. Womens Night.....	283	20.50 doz	483.46
Hair Nets.....	37	2.25 doz	6.94
Handkerchiefs. Mens.....	15	1.35 doz	1.69
Jackets. Heavy.....	16	18.00 ea.	288.00
Jackets. Medium.....	31	25.50 doz	65.88
Jackets. Denim. Lined.....	16	4.05 ea.	64.80
Mittens. Wool.....	6	.60	3.60
Pants or-Jeans. Childs.....	59	18.00 doz	88.50
Pants. Mens. Light.....	237	32.00 doz	632.00
Pants. Mens. Medium.....	12	37.50 doz	37.50
Pants. Mens. Heavy Wool.....	9	49.50 doz	37.13
Pyjamas. Mens.....	134.	31.00 doz	346.18
Pyjamas. Boys.....	4	17.50 doz.	5.83
Pyjamas. Womens.....	122	24.75 doz	251.63
Shirts. Mens. Light.....	165	16.50 doz	226.88
Shirts. Mens Sport.....	71	20.00 doz	118.33
Shirts. Mens. Flannel. Medium.....	168	24.00 doz	336.00
Shirts. Mens. Heavy.....	13	2.75 ea	35.75
Shirts. Boys. Light.....	236	18.00 doz	354.00
Shirts. Babys.....	1	.30 ea.	.30
Shirts. Bedgowns. Johnny.....	60	25.25 doz	126.25
Socks. Mens. Heavy Woollen.....	44	10.00 doz	36.66
Socks. Mens. Light.....	509	6.25 doz	265.10
Socks. Childs. Knee.....	144	5.90 doz	70.80
Stockings. Womens Hose.....	20	6.50 doz	10.83
Socks. Ankle. Womens.....	48	.59 ea	28.32
Suspenders. Mens.....	272	8.00 doz	181.33
Sweaters. Mens. Light.....	30	3.00	90.00
Uniform Grey Drill Strong Dresses.	14	3.25 ea.	45.50
Underwear. Mens. Penmans.....	130	42.75 doz	463.13
Underwear. Mens Union #253.....	15	20.75 doz	25.94
Underwear. Mens Union. #71.....	51	19.10 doz	81.18
Underwear. Mens Heavy drawers....	46	10.00 doz	38.33

Annual Council Session - March 1963

Tuesday, 19th March 1963.

HALIFAX COUNTY HOSPITAL

INVENTORY OF CLOTHING

Underwear, Mens Heavy Tops.....	28	10.00 doz	23.33
Underwear. Mens Tops.....	494	4.25 doz	174.96
Underwear. Mens Shorts.....	48	9.00 doz	36.00
Underwear. Mens Shorts & Briefs...	256	6.50 doz	138.67
Underwear. Boys. Shorts.....	144	4.40 doz	52.80
Underwear. Boys Tops.....	360	4.40 doz	132.00
Underwear. Mens T. Shirts.....	176	8.00 doz	117.33
Underwear. Brassiers. Womens.....	185	6.00 doz	92.50
Underwear. Bloomer.s Womens.....	153	6.00 doz	76.50
Underwear. Womens Slips.....	73	16.75 doz	101.90
Underwear. Womens Vests.....	306	.59 ea.	180.54
Underwear. Childs Bloomers.....	168	.60	100.80
Underwear. Vests. Babies.....	1	7.25 doz	.60
Pants. boys.....	58	2.75 ea	159.50

\$ 7,675.15

Annual Council Session - March 1963

Tuesday, 19th March, 1963

HALIFAX COUNTY HOSPITAL

INVENTORY OF STATIONERY

Adding Machine Rolls. 2½"	8	@	.20 ea.	1.60
Baskets	2	@	1.00 ea.	2.00
Carbon Paper 8½" x 11"	5	@	4.25 bx.	21.25
Carbon Paper 8½" x 14"	6	@	5.50 bx.	33.00
Copy Paper. Yellow	11m	@	33.50 .10m.	36.85
Paper. Duplicating White. Roneo 8½" x 11" ...	3	@	3.00 ea	9.00
Paper. Duplicating White. Roneo 8½" x 14" ...	2	@	3.50 ea.	7.00
Paper. Duplicating White. Quarto #318.	6	@	3.50 ea.	21.00
Paper. Duplicating White. Gestetner. 500 #32. 8½" x 11"	11	@	3.50 ea.	38.50
Envelopes. White. 4½" x 9½"	8	bx.	3.00 bx.	24.00
Envelopes. White. 3 5/8" x 6½"	7	bx.	3.00 bx.	21.00
File Folders. Left	4	bx.	4.32 bx.	17.28
File Folders. Right	4	bx.	4.32 bx.	17.28
Forms. Admitting.	7	pads.	1.00 pad.	7.00
Forms. Hospital Claim	2	pads.	1.00 pad.	2.00
Forms. Parole Responsibility	7	pads.	1.00 pad.	7.00
Forms. Record of Death	25	pads.	1.00 pad.	25.00
Ink. Black. Gestetner. #217	5		1.75 ea.	8.75
Ink. Carters. Indelible. Black.	2		1.50 ea.	3.00
Ink. Duplicating	4		1.25 ea.	5.00
Invoice Forms	11	pads.	1.50 pad.	16.50
Leiger Sheets #7018	8	bx.	3.30 bx.	26.40
Laundry Lists. pads of 100	57	pads.	.55 pad.	31.35
Mimeograph. Pink. 8½" x 11"	2		2.80 ea.	5.60
Mimeograph. 8½" x 14"	1		2.80 ea.	2.80
Ink. Blue. Stamp Pad	3		.75 btl.	2.25
Ink. Black. "	5		.75 btl.	3.75
Stenographic Note Books	17		2.75 doz.	3.90
Napkins. Paper	13	pkgs.	.20 pkg.	2.60
Order Books	16		9.35 doz.	12.47
Order Books (Supt.)	47		7.00 doz.	27.42
Paper White 8½" x 11"	7		2.30 bx.	16.10
Paper White 8½" x 14"	6		2.80 bx.	16.80
Pencils. Lead	23	doz.	11.05 gr.	21.04
Pencils. Marking	138		8.25 doz.	94.88

Annual Council Session - March 1963

Tuesday, 19th March, 1963

HALIFAX COUNTY HOSPITAL

INVENTORY OF STATIONERY

Physical Exam Forms	30	@	1.00	pad	30.00
Receipt Books	7	@	1.50	ea.	10.50
Rubber Bands	2	bx.	2.00	bx.	4.00
Scotch Tape 1/2"	18	rolls.	.30	roll.	5.40
Staples	23	bx.	1.25	ea.	28.75
Scribblers.....	39		3.00	doz.	9.75
Thumb Tacks.....	4		.25	ea.	1.00
Typewriter Ribbon	11		.75	ea.	8.25
Typing Plates.....	1		.50	ea.	.50
Scotch Tape. 3/4"	5		.50	ea.	2.50
					<hr/>
					\$ 692.02
					<hr/>

Annual Council Session - March 1963

Tuesday, 19th March 1963

HALIFAX COUNTY HOSPITAL

INVENTORY OF CLEANING MATERIALS

& LAUNDRY SUPPLIES

Ajax. 24 per cs.....	327	9.00	cs.	122.63
Ammonia.....	7	.12		.84
Brasso. Small.....	5	.15		.75
Cleanser. Aerodet.....	19	2.00	gal	38.00
Chlorine Carfuel.....	6	11.28		25.68
Deodorant Blocks.....	91	Lot		13.00
Deodorant Spray. Bana Mist.....	26	Lot		18.00
Drain Cleaners.....	68	10.33	2 doz.	29.27
De-Fly-Er.....	66	.15		9.90
Floor Cleaner. Johnsons.....	4	1.25	ea	5.00
Clean Floors. Johnsons.....	2	.75		1.50
Insecticide Roach Spray.....	100	8.90	gal.	890.00
Ice Chaser.....	120	lot		5.00
Laundry Bleach Klear-cid 100 lb..	2	40.68	drum	81.36
Laundry Liquid Cleaner.....	4	.50		2.00
Moth Flakes.....	11	.15		1.65
Naptha Gas.....	16	.50		8.00
Pride. Furniture Polish.....	13	1.56	bot.	20.28
Rat Poison.....	2	.35		.70
Scouring Pads.....	50	.05		2.50
Silvo Polish.....	12	.20		2.40
Stove Polish.....	16	.25		4.00
Steel Wool.....	11	.25		2.75
Steel Wool Pads.....	4	.10		.40
Soap Powder. Ozontite. 50 lbs....	9	16.77	cwt	75.47
Soap Powder Phosfoam.....	5	6.60	bags. cwt	33.00
Soap Powder. Granular Merto 100..	6	6.60	cwt	39.60
Soap Powder. Orvus... 50 lbs....	10	21.99	cwt.	109.95
Soap. Hard Block.....	185	.10		18.50
Soap. Liquid.....	74	1.55	gals gal.	114.70
Soap Toilet. 72s	1261	8.01	cs.	140.28
Soap. Spic & Span.....	191	9.62	cs	152.80
Varsal	10	.30	gal	3.00
Wax. Floor. Liquid.....	38	3.05	gal	115.90
Wax Remover. Kwyck.....	3	2.45	gal	7.35
Wax Remover. Woods.....	2½	1.75	gal	4.37

\$ 2,100.53

Annual Council Session - March, 1963
Tuesday, March 19th., 1963

HALIFAX COUNTY HOSPITAL

INVENTORY OF CATTLE, PIGS and CHICKENS

23	Cows -----	\$200.00 ea.-----	\$ 4,600.00
6	Heifers -----	175.00 ea.-----	1,050.00
1	Calves -----	50.00 ea.-----	50.00
1	Bull -----	200.00 ea.-----	200.00
215	Feeder Hogs -----	25.00 ea.-----	5,375.00
38	Piglets -----	12.00 ea.-----	456.00
3,109	Pullets -----	2.00 ea.-----	6,218.00
			<u>6,218.00</u>
			\$ 17,949.00

INVENTORY OF MILL FEED

1/2 Ton	Cattle Feed -----	\$ 72.50 Ton-----	\$ 36.25
1 Ton	Hog Feed -----	95.00 Ton-----	95.00
3 Ton	Laying Mash -----	89.00 Ton -----	267.00
1 Ton	Shell Maker -----	27.50 Ton -----	27.50
85 Ton	Hay -----	20.00 Ton -----	1,700.00
65 Ton	Brewer's Grass -----	15.00 Ton -----	975.00
			<u>975.00</u>
			\$ 3,100.75

INVENTORY OF FERTILIZER

1/2 Ton	Ammonium Nitrate Fertilizer-----	105.15 Ton -----	\$ 52.57
1/2 Ton	6-12-12 Fertilizer -----	47.15 Ton -----	23.58
			<u>23.58</u>
			\$ 76.15

ESTIMATED REVENUE

1963 ESTIMATES

ACCT. NO.	NAME OF ACCOUNT	1962 ESTIMATES	1962 ACTUAL	1963 ESTIMATES		
				RECOMMENDED	APPROVED BY FINANCE COMMITTEE	APPROVED BY COUNCIL
<u>TAXATION</u>						
303	Maritime Tel. & Tel. Co. Ltd.	\$ 28,525.00	\$ 28,525.15	\$ 31,493.00	\$ 31,493.00	\$ 31,493.00
302	Poll Taxes	110,000.00	123,090.24	123,000.00	123,000.00	123,000.00
<u>LICENSES & PERMITS</u>						
305	Dog Tax	19,500.00	17,573.50	17,500.00	17,500.00	17,500.00
306	Peddlers' Licenses	3,500.00	5,153.64	6,300.00	6,300.00	6,300.00
338	Building Permits	11,000.00	10,763.00	11,000.00	11,000.00	11,000.00
<u>RENTS</u>						
336	Rents	9,200.00	9,200.00	7,900.00	7,900.00	7,900.00
<u>FINES & FEES</u>						
308	Fines & Fees	100.00	2.00	---	---	
<u>INVESTMENT EARNINGS</u>						
309	Interest - Bank Deposits & Investments	5,000.00	6,041.22	6,000.00	6,000.00	6,000.00
3091	Interest - Special Assessment		9,453.20	15,000.00	15,000.00	15,000.00
310	Interest - Tax Arrears	30,000.00	40,864.06	41,000.00	41,000.00	41,000.00
<u>GRANTS, SUBSIDIES ETC - Governments</u>						
313	Federal Government	150,000.00	150,000.00	150,000.00	150,000.00	150,000.00
<u>Provincial Government :</u>						
314	General Purpose Grant	22,500.00	22,655.51	22,655.51	22,655.51	22,655.51
3141	Special Grant	200,000.00	200,000.00	200,000.00	200,000.00	200,000.00
315	Proportion - School Debt Charges	279,897.84	270,421.00	338,000.00	338,000.00	338,000.00
3161	Grant re Mentally Ill	92,588.75	105,536.51	100,000.00	100,000.00	100,000.00

ESTIMATED REVENUE

1963 ESTIMATES

ACCT. NO.	NAME OF ACCOUNT	ESTIMATED REVENUE		1963 ESTIMATES		
		1962 ESTIMATES	1962 ACTUAL	RECOMMENDED	APPROVED BY FINANCE COMMITTEE	APPROVED BY COUNCIL
	<u>GRANTS (Continued)</u>					
3164	Grant re Municipal Home	\$ 31,833.50	\$ 38,132.84	\$ 37,000.00	37,000.00	\$ 37,000.00
3162	Grant re Social Assistance	64,000.00	82,407.38	100,000.00	100,000.00	100,000.00
3165	Grant re Welfare Administration	14,500.00	16,319.60	20,000.00	20,000.00	20,000.00
3166	Grant re Foster Care Programme			14,000.00	14,000.00	14,000.00
317	Department of Lands and Forests	1,500.00	1,010.23	1,300.00	1,300.00	1,300.00
	<u>Municipal</u>					
320	City of Dartmouth	2,100.00	2,010.94	1,970.99	1,970.99	1,970.99
	<u>Government Enterprises</u>					
330	Nova Scotia Liquor Commission	695.91	695.91	695.91	695.91	695.91
348	Canadian Broadcasting Corporation	1,300.00	1,525.00	1,500.00	1,500.00	1,500.00
	<u>UNCLASSIFIED REVENUE</u>					
337	Deed Transfer Tax	65,000.00	70,439.87	70,000.00	70,000.00	70,000.00
346	Sundry Revenue	3,000.00	1,036.86	1,000.00	1,000.00	1,000.00
347	Unclassified Revenue	4,600.00	4,602.74	1,500.00	1,500.00	1,500.00
319	Civil Defence	3,600.00	3,507.90	3,600.00	3,600.00	3,600.00
356	Transfer from Reserve - Old Hosp. Accts	10,000.00	11,500.30	10,000.00	10,000.00	10,000.00
335	County Hospital re Administration	6,800.00	6,800.00	6,800.00	6,800.00	6,800.00
334	Ocean View Municipal Home - Administration	4,000.00	4,000.00	4,000.00	4,000.00	4,000.00

ESTIMATED REVENUE

1963 ESTIMATES

ACCT. NO.	NAME OF ACCOUNT	1963 ESTIMATES	1962 ACTUAL	RECOMMENDED	APPROVED BY FINANCE COMMITTEE	APPROVED BY COUNCIL
	Recovery from Engineering Department	--	--	\$ 42,000.00	\$ 42,000.00	\$ 42,000.00
	Recovery from Lien Law Surplus for Park Purposes	--	--	6,650.00	6,650.00	6,650.00
				<u>\$ 1,391,865.41</u>	<u>\$ 1,391,865.41</u>	<u>\$ 1,391,865.41</u>

COUNTY ESTIMATES

1963 ESTIMATES

ACCT. NO.	NAME OF ACCOUNT	1962 ESTIMATES	1962 ACTUAL	APPROVED BY		
				RECOMMENDED	FINANCE COMMITTEE	APPROVED BY COUNCIL
<u>GENERAL GOVERNMENT</u>						
<u>LEGISLATURE</u>						
401	Warden	\$ 5,000.00	\$ 5,000.00	\$ 5,000.00	5,000.00	5,000.00
400	Council	29,500.00	29,235.20	35,200.00	35,200.00	35,200.00
4001	Secretarial - Warden & Council	2,470.00	2,527.32	2,750.00	2,750.00	2,750.00
402	Committees	13,000.00	14,775.66	15,000.00	15,000.00	15,000.00
4004	Other Office Expense	1,000.00	828.12	750.00	750.00	750.00
4006	Contingency Fund	500.00	127.07	300.00	300.00	300.00
4005	Reporting & Public Relations	7,500.00	6,939.31	800.00	800.00	800.00
<u>ADMINISTRATIVE</u>						
4060	Clerk & Treasurer's Office	33,555.00	33,808.53	36,980.00	36,980.00	36,980.00
4061	Collection Office	28,290.00	27,136.05	28,550.00	28,550.00	28,550.00
4062	Accounting Office	28,000.00	26,675.98	27,970.00	27,970.00	27,970.00
4063	Assessment Department	50,165.00	50,390.64	53,420.00	53,420.00	53,420.00
4064	County Planning Office	34,000.00	27,767.78	30,920.00	30,920.00	30,920.00
4065	Architect's Office	20,700.00	22,888.35	25,730.00	25,730.00	25,730.00
4066	Solicitors' Fees	3,500.00	3,500.00	3,500.00	3,500.00	3,500.00
4067	Auditors	4,200.00	4,200.00	4,200.00	4,200.00	4,200.00
4068	Engineering Department	26,245.00	35,369.67	46,975.00	46,975.00	46,975.00
4086	Commission to Constables re Dogs	4,500.00	3,878.00	4,000.00	4,000.00	4,000.00

COUNTY ESTIMATES

1963 ESTIMATES

ACCT. NO.	NAME OF ACCOUNT	1962 ESTIMATES	1962 ACTUAL	1963 ESTIMATES		
				RECOMMENDED	APPROVED BY FINANCE COMMITTEE	APPROVED BY COUNCIL
<u>ADMINISTRATIVE (Continued)</u>						
4313	Commission re Hospital Accounts	\$ 2,500.00	\$ 2,713.66	\$ 2,700.00	2,700.00	2,700.00
432	Constables	5,380.00	4,034.96	4,500.00	4,500.00	4,500.00
<u>PRINTING & STATIONERY</u>						
407	Municipal Clerk's Office	5,500.00	5,436.05	5,500.00	5,500.00	5,500.00
408	Collection Office	1,700.00	2,028.91	1,800.00	1,800.00	1,800.00
409	Accounting Office	800.00	959.91	1,000.00	1,000.00	1,000.00
410	Assessment Department	600.00	268.27	1,000.00	1,000.00	1,000.00
411	Planning Office	800.00	921.72	800.00	800.00	800.00
412	Architect's Office	150.00	39.15	100.00	100.00	100.00
4072	Telephone	4,700.00	5,068.17	5,000.00	5,000.00	5,000.00
<u>OTHER OFFICE EXPENSE</u>						
4073	Municipal Clerk's Office	4,000.00	4,282.88	4,000.00	4,000.00	4,000.00
4083	Collector's Office	150.00	160.51	150.00	150.00	150.00
4093	Accounting Office	150.00	154.00	150.00	150.00	150.00
4113	Planning Office	4,000.00	3,165.35	3,500.00	5,500.00	5,500.00
4123	Architect's Office	5,000.00	6,809.38	7,000.00	7,000.00	7,000.00
4103	Assessment Department	7,500.00	8,079.99	8,000.00	8,000.00	8,000.00
<u>MISCELLANEOUS EXPENSES</u>						
4074	Legal Expense	19,000.00	11,397.00	9,000.00	9,000.00	9,000.00

COUNTY ESTIMATES

1963 ESTIMATES

ACCT. NO.	NAME OF ACCOUNT	1962 ESTIMATES	1962 ACTUAL	RECOMMENDED	APPROVED BY FINANCE COMMITTEE	APPROVED BY COUNCIL
<u>MISCELLANEOUS EXPENSE (Continued)</u>						
4076	Advertising	\$ 1,250.00	\$ 1,848.86	\$ 1,800.00	1,800.00	1,800.00
4084	Tax Collection Expense	100.00	152.20	100.00	100.00	100.00
4085	Constables Expenses	1,500.00	1,265.00	1,200.00	1,200.00	1,200.00
4087	Dog Expense	10,000.00	12,516.36	12,500.00	12,500.00	12,500.00
4088	Postage	7,400.00	6,522.10	6,500.00	6,500.00	6,500.00
4089	Deed Transfer Tax Expense	2,000.00	1,790.31	2,000.00	2,000.00	2,000.00
4112	Air Survey Mapping	1,200.00	490.98	--	1,200.00	1,200.00
4114	Planning Office		9.89	--		
4115	Engineering Department	3,000.00	3,259.51	4,000.00	4,000.00	4,000.00
4124	School Expense (Other than Capital)	3,000.00	847.36	2,000.00	2,000.00	2,000.00
4125	Paving of Streets, Past schools & Trunk Sewers	11,000.00	9,380.31	3,146.00	3,146.00	3,146.00
4139	Service Charges on machines	2,500.00	2,836.86	3,000.00	3,000.00	3,000.00
<u>MAINTENANCE OF MUNICIPAL OFFICES</u>						
413	Janitor	2,800.00	2,590.00	2,710.00	2,710.00	2,710.00
4131	Janitor's Assistant	2,400.00	2,667.72	2,600.00	2,600.00	2,600.00
4132	Janitor's Supplies	1,000.00	711.62	900.00	900.00	900.00
4133	Heat	1,600.00	1,847.62	1,700.00	1,700.00	1,700.00
4134	Light	4,300.00	4,310.20	4,300.00	4,300.00	4,300.00
4135	Water	225.00	261.60	250.00	250.00	250.00

COUNTY ESTIMATES1963 ESTIMATES

ACCT. NO	NAME OF ACCOUNT	1962 ESTIMATES	1962 ACTUAL	RECOMMENDED	APPROVED BY FINANCE COMMITTEE	APPROVED BY COUNCIL
<u>MAINTENANCE MUNICIPAL OFFICES (Continued)</u>						
4137	Repairs & Maintenance	\$ 2,500.00	\$ 2,262.31	\$ 3,500.00	3,500.00	3,500.00
<u>OTHER GENERAL GOVERNMENTAL EXPENSE</u>						
414	Elections	-	294.89	-	--	
416	Conventions	400.00	400.00	500.00	500.00	500.00
4161	Union of N.S. Municipalities Convention	800.00	770.00	770.00	770.00	770.00
4162	Canadian Legion Convention	350.00	350.00	-	--	
4163	Union of N.S. Municipalities - dues	860.00	739.77	1,293.69	1,293.69	1,293.69
4164	Atlantic Provinces Economic Council	100.00	200.00	200.00	200.00	200.00
4165	Canadian Federation & Mayors & Municipalities	860.00	1,014.85	860.00	1,200.00	1,200.00
417	Board of Appeal	544.52	544.52	735.50	735.50	735.50
418	Lien Law Expense	1,000.00	323.87	500.00	500.00	500.00
420-4202	Pensions	5,700.00	5,700.00	5,700.00	5,700.00	5,700.00
421	Pension Fund Contributions	14,500.00	14,500.00	14,500.00	14,500.00	14,500.00
422	Unemployment Insurance	3,600.00	3,520.91	3,600.00	3,600.00	3,600.00
423	Claims or Damages paid	500.00	620.00	-	--	
425	Printing Debentures	2,500.00	2,789.14	2,500.00	2,500.00	2,500.00
427	Special Studies or Surveys	2,100.00	2,138.56	2,100.00	2,100.00	2,100.00
4023	County Planning Board	5,000.00	5,746.14	5,200.00	5,200.00	5,200.00

COUNTY ESTIMATES

1963 ESTIMATES

ACCT. NO	NAME OF ACCOUNT	1962 ESTIMATES	1962 ACTUAL	1963 ESTIMATES		
				RECOMMENDED	APPROVED BY FINANCE COMMITTEE	APPROVED BY COUNCIL
<u>PROTECTION TO PERSONS & PROPERTY</u>						
4059	Building Inspectors	\$ 32,410.00	\$ 34,198.75	\$ 37,974.00	\$ 37,974.00	37,974.00
419	Building Board Committee	300.00	576.00	500.00	500.00	500.00
433	Coroner	500.00	1,022.30	1,000.00	1,000.00	1,000.00
434	Inquests	1,200.00	3,254.35	3,200.00	3,200.00	3,200.00
435	Correctional Institutions	4,000.00	8,184.75	8,000.00	8,000.00	8,000.00
437	Sheep Protection Act	200.00	51.92	100.00	100.00	100.00
438-4381	Veterinary Assistance Boards	2,200.00	2,200.00	2,200.00	2,200.00	2,200.00
4382	Society for Prevention of Cruelty	100.00	100.00	100.00	100.00	100.00
439-4393	Bounties	1,000.00	1,258.00	1,200.00	1,200.00	1,200.00
4395	Building Inspectors' Expenses	8,500.00	10,946.52	11,000.00	11,000.00	11,000.00
<u>PUBLIC WORKS</u>						
440	Surveys & Road Improvements	3,000.00	841.89	-	--	
442	Cost of Paving Streets	65,000.00	69,696.27	54,000.00	54,000.00	54,000.00
4421	Expropriations	12,000.00	12,000.00	-	--	
443	Workmens Compensation		84.54	100.00	100.00	100.00
444	Sanitation & Waste Removal		28,817.98	-	--	
<u>HEALTH</u>						
445	Medical Health Officer	250.00	354.78	-	--	
4451	Eviction Notices		30.25	-	--	

COUNTY ESTIMATES

1963 ESTIMATES

ACCT. NO.	NAME OF ACCOUNT	1962 ESTIMATES	1962 ACTUAL	1963 ESTIMATES		
				RECOMMENDED	APPROVED BY FINANCE COMMITTEE	APPROVED BY COUNCIL
<u>HEALTH (Continued)</u>						
4452	Certificates of Insanity	\$ 100.00	\$ 80.00	\$ 100.00	\$ 100.00	100.00
447	Grant to Halifax Visiting Dispensary	1,200.00	1,200.00	1,200.00	1,200.00	1,200.00
<u>HOSPITAL CARE IN GENERAL HOSPITALS</u>						
446	Outpatient Department - V.G. Hospital	3,600.00	3,928.35	3,600.00	3,600.00	3,600.00
450	Conveyance of Patients	1,600.00	1,405.44	1,400.00	1,400.00	1,400.00
<u>IN HOSPITALS FOR MENTALLY ILL</u>						
451	Halifax County Hospital	150,000.00	147,466.32	150,000.00	150,000.00	150,000.00
4512	Foster Care Program		76.95	21,000.00	21,000.00	21,000.00
453	Conveyance of Patients	50.00	62.80	50.00	50.00	50.00
4487	Province of Nova Scotia Head Tax	85,500.00	85,746.00	85,746.00	85,746.00	85,746.00
<u>SOCIAL WELFARE</u>						
<u>WELFARE DEPARTMENT</u>						
4069	Salaries	25,920.00	25,112.70	31,700.00	31,700.00	31,700.00
4097	Office Expense	4,995.00	6,063.50	6,200.00	6,200.00	6,200.00
454	Aid to Persons in need (shareable)	96,000.00	125,221.74	152,000.00	152,000.00	152,000.00
	Aid to Persons in need (not shareable)	-	1,319.53	3,000.00	3,000.00	3,000.00
455	Patients in Municipal Home	60,560.00	60,166.13	67,572.00	67,572.00	67,572.00
<u>CHILD WELFARE</u>						
457	Childrens Aid Societies	9,500.00	11,215.12	11,000.00	11,000.00	11,000.00

-7-
COUNTY ESTIMATES

1963 ESTIMATES

ACCT. NO	NAME OF ACCOUNT	1962		1963 ESTIMATES		
		ESTIMATES	ACTUAL	RECOMMENDED	APPROVED BY FINANCE COMMITTEE	APPROVED BY COUNCIL
<u>CHILD WELFARE (Continued)</u>						
4571	Director of Child Welfare	\$ 30,000.00	\$ 40,196.53	\$ 38,400.00	\$ 38,400.00	38,400.00
<u>OTHER</u>						
458	Grant to Halifax-Dartmouth United Appeal	1,000.00	1,000.00	1,000.00	1,000.00	1,000.00
459	Grant to Salvation Army	500.00	500.00	500.00	500.00	500.00
460	Grant to Canadian Nat'l Inst. for Blind	500.00	500.00	500.00	500.00	500.00
4601	Grant to N.S. Home for Coloured Children	200.00	200.00	200.00	200.00	200.00
4602	Grant to Canadian Paraplegic Association	500.00	500.00	500.00	500.00	500.00
4603	Grant to John Howard Society	200.00	200.00	200.00	200.00	200.00
4604	Grant to Canadian Mental Health Assoc.	1,000.00	1,000.00	1,000.00	1,000.00	1,000.00
<u>EDUCATION</u>						
461	Requisition - Municipal School Board	2,362,896.74	2,362,896.74	2,500,724.00	2,500,724.00	2,500,724.00
4611	1955 Liabilities		450.00	--	--	
462	Municipal Council Scholarships	2,200.00	1,200.00	2,200.00	2,200.00	2,200.00
463	Tuition School for the Deaf	9,000.00	10,183.04	11,250.00	11,250.00	11,250.00
464	Tuition School for the Blind	11,000.00	13,618.87	12,000.00	12,000.00	12,000.00
465	Vocational High School	40,500.00	41,140.97	43,000.00	43,000.00	43,000.00
466	Professional Class Teachers	12,000.00	12,000.00	-	--	
<u>RECREATION & COMMUNITY SERVICES</u>						
4661	W. D. Piercey Memorial Park	521.35	519.40	1,000.00	1,000.00	1,000.00

COUNTY ESTIMATES

1963 ESTIMATES

ACCT. NO.	NAME OF ACCOUNT	1962 ESTIMATES	1962 ACTUAL	1963 ESTIMATES		
				RECOMMENDED	APPROVED BY FINANCE COMMITTEE	APPROVED BY COUNCIL
<u>RECREATION & COMMUNITY SERVICES</u>						
4662	Petpeswick West Wharf Property	\$ 430.04	\$ 389.93	\$ 200.00	\$ 200.00	200.00
4663	Kidston Lake Park	264.00		--	--	
4664	Long Cove Park Bedford	600.00		--	--	
4665	Whinsical Lake Park	2,260.50	2,685.04	450.00	450.00	450.00
4666	Reservoir Property Rockingham	3,715.00	3,656.12	--	--	
4667	Wedgewood Park Rockingham	1,130.25	1,125.50	500.00	500.00	500.00
4668	Waverley Fire Hall Park	751.04		--	--	
4669	Sackville River Delta Park-Bedford	2,000.00		--	--	
467	Park Expense - Insurance	185.00	61.65	--	--	
4671	District No. 14 Park	511.52	4.00	500.00	500.00	500.00
4672	Billy Bollong Park - Spry Bay	2,000.00	1,593.65	500.00	500.00	500.00
4673	Uplands Park	1,500.00	4.00	1,000.00	1,000.00	1,000.00
4674	Eastern Passage Park Land	1,000.00	-	--	--	
4676	White's Lake Park	500.00	-	--	--	
4677	Terence Bay Park	1,000.00	1,000.00	500.00	500.00	500.00
	Maple Ridge	--	--	1,500.00	1,500.00	1,500.00
	Musquodoboit Harbour Park			500.00	500.00	500.00
468	<u>OTHER</u> City Market	2,000.00	2,000.00	2,000.00	2,000.00	2,000.00

COUNTY ESTIMATES

1963 ESTIMATES

ACCT. NO.	NAME OF ACCOUNT	1962 ESTIMATES	1962 ACTUAL	RECOMMENDED	APPROVED BY FINANCE COMMITTEE	APPROVED BY COUNCIL
<u>OTHER (Continued)</u>						
4681	Regional Library	\$ 46,646.00	\$ 42,646.00	\$ 42,646.00	\$ 42,646.00	\$ 42,646.00
469	Musquodoboit Exhibition	250.00	250.00	250.00	250.00	250.00
470	Nova Scotia Federation of Agriculture	200.00	200.00	200.00	200.00	200.00
471	George Washington Carver Recreation Centre	100.00	100.00	100.00	100.00	100.00
4711	Bedford Lions Club	200.00	200.00	200.00	200.00	200.00
4712	Halifax Police Boys Club	-	75.00	-	--	
<u>DEBT CHARGES</u>						
<u>(On Local Improvements)</u>						
472	Int. Street Paving Capital Account	-	14,998.53	15,000.00	15,000.00	15,000.00
4721	Principal Springvale Subdivision Sewer	-	5,112.98	--	--	
4722	Principal - Street Paving Capital Account	-	111,065.30	--	--	
4723	Int. Tapp Subdivision Sewer	-	-	--	--	
4724	Principal Tapp Subdivision Sewer	-	6,368.86	--	--	
4725	Principal Payments - Street Improvements	-	2,530.88	--	--	
4726	Interest - Olie Subdivision Sewer	-	554.93	--	--	
4727	Principal Olie Subdivision Sewer	-	3,798.20	--	--	
4728	Interest - Trunk Sewer	-	-	15,000.00	15,000.00	15,000.00
4729	Principal Trunk Sewer	-	13,528.00	--	--	

ACCT. NO	NAME OF ACCOUNT	1962 ESTIMATES	1962 ACTUAL	APPROVED BY		
				RECOMMENDED	FINANCE COMMITTEE	APPROVED BY COUNCIL
<u>DEBT CHARGES (Continued)</u>						
<u>MUNICIPAL (General Section Purposes)</u>						
4745	Fairview Sewer Interest (1963 Loan)	\$	\$	\$ 2,812.15	\$ 2,812.15	\$ 2,812.15
4746	Fairview Sewer Principal	2,500.00	2,500.00	2,500.00	2,500.00	2,500.00
4747	Fairview Sewer Interest	3,531.25	3,521.25	3,437.50	3,437.50	3,437.50
4752	Fairview Sewer Principal	5,000.00	5,000.00	5,000.00	5,000.00	5,000.00
4753	Fairview Sewer Interest	5,400.00	5,400.00	5,100.00	5,100.00	5,100.00
4754	Fairview Sewer Principal	14,090.42	14,090.42	14,090.42	14,090.42	14,090.42
4755	Fairview Sewer Interest	15,150.81	15,150.81	14,340.60	14,340.60	14,340.60
4756	Armdale Sewer Principal	12,500.00	12,500.00	12,500.00	12,500.00	12,500.00
4757	Armdale Sewer Interest	14,031.25	14,031.25	13,343.75	13,343.75	13,343.75
4759	Armdale Sewer Interest (1963 Loan)	--	--	3,265.00	3,265.00	3,265.00
4774	Municipal Building-Principal	30,000.00	30,000.00	30,000.00	30,000.00	30,000.00
4775	Municipal Building - Interest	34,787.50	34,787.50	22,062.50	22,062.50	22,062.50
4786	Street Paving - Principal	12,586.53	12,586.53	12,586.53	12,586.53	12,586.53
4787	Street Paving - Interest	6,151.66	6,151.66	5,427.94	5,427.94	5,427.94
<u>MUNICIPAL - School Purposes</u>						
477	School Debentures - Principal	340,254.73	340,254.73	452,045.20	452,045.20	452,045.20
4771	School Debenture - Interest	372,174.17	372,174.17	477,756.09	477,756.09	477,756.09
4772	School Sections Debentures - Principal	126,028.99	126,028.99	126,148.92	126,148.92	126,148.92
4773	School Sections Debentures - Interest	55,693.41	55,693.41	50,344.53	50,344.53	50,344.53

COUNTY ESTIMATES

1963 ESTIMATES

ACCT. NO	NAME OF ACCOUNT	1962 ESTIMATES	1962 ACTUAL	1963 ESTIMATES		
				RECOMMENDED	APPROVED BY FINANCE COMMITTEE	APPROVED BY COUNCIL
<u>DEBT CHARGES (Continued)</u>						
<u>(MUNICIPAL SCHOOL PURPOSES - Cont;d)</u>						
479	Vocational School - Principal	\$ 5,448.42	\$ 5,454.69	\$ 5,640.79	\$ 5,640.79	\$ 5,640.79
4791	Vocational School - Interest	3,799.70	3,804.45	3,607.33	3,607.33	3,607.33
<u>OTHER TEMPORARY DEBT CHARGES</u>						
4788	Int. on Capital Temporary Borrowings -School	30,000.00	19,699.05	20,000.00	20,000.00	20,000.00
4794	Discount on Sale of Debentures	35,000.00	30,847.50	15,000.00	15,000.00	15,000.00
4796	Bank Interest on Loans	60,000.00	64,990.42	60,000.00	60,000.00	60,000.00
4797	Exchange	250.00	331.07	300.00	300.00	300.00
4798	Coupon Negotiation Charges	2,600.00	2,691.09	2,800.00	2,800.00	2,800.00
<u>PROVISIONS FOR RESERVE ACCOUNTS</u>						
480	For uncollected & uncollectable Taxes	40,000.00	40,000.00	50,000.00	50,000.00	50,000.00
4811	For Elections	2,000.00	2,000.00	2,000.00	2,000.00	2,000.00
4812	For Revisors - Voters Lists	2,000.00	2,000.00	2,000.00	2,000.00	2,000.00
<u>CAPITAL EXPENDITURES FROM REVENUE</u>						
4826	Schools - not shared by Province	1,000.00	304.11	1,000.00	1,000.00	1,000.00
<u>JOINT EXPENDITURES</u>		53,459.46	47,543.39	50,000.00	51,804.55	51,804.55
<u>UNCLASSIFIED</u>						
4881	Industrial Committee	1,500.00	2,175.85	1,500.00	1,500.00	1,500.00
4882	Civil Defence	4,000.00	3,828.71	4,000.00	4,000.00	4,000.00
					\$5,390,325.99	\$5,390,325.99

R E P O R T S
= = = = =

MUNICIPALITY OF THE COUNTY OF HALIFAX

YEAR 1962

REPORT OF THE BOARD OF APPEAL

January 30, 1963.

To His Honour the Warden and Members of the Municipal Council.

Councillors:-

We, the members of the Board of Appeal met on January 23, 1962; were duly sworn into office and from the evidence brought before us, we beg to submit the following report:-

- No. 1 ROBLIN M. GARRISON - District No. 6-98 -
Assessment Real \$1,900 - Personal \$250
Building on property originally assessed as a canteen,
now used as a dwelling. Personal property assessment
on canteen now deleted. Revised total assessment
\$1,900.
- No. 2 JOHN F. MULLINS - District No. 6-38
Assessment \$1,825. Assessment confirmed.
- No. 3 ESTATE OF SAMUEL WHITMAN - District No. 22-108
Assessment \$800. Assessment confirmed.
- No. 4 MUSQUODOBOIT HARBOUR RECREATION ASSOCIATION -
District No. 18-91
Assessment \$1,000. Assessment confirmed.
- No. 5 GERALD MACKENZIE - District No. 8-6
Assessment \$7,800. Some consideration given because
of a periodic flooding condition on this property.
Assessment reduced to \$7,500.
- No. 6 ELIZA HEFFLER ET AL - District No. 8-6
Assessment \$2,400. Assessment reduced to \$1,300,
because of solid rock ledge through property decreasing
the value.
- No. 7 WILLIAM V. HARTLEN - District No. 14-109
Assessment \$9,300. Appellant did not appear.
Assessment confirmed.
- No. 8 MRS. ELSIE RAJAMAKI - District No. 3-132
Assessment \$600. Assessment confirmed.
- No. 9 MRS. CHRISTINA DEALE - District No. 24-37
Assessment \$2,375. Assessment confirmed.

Board of Appeal Report Continued

- No. 10 CYRIL W. PATTERSON - District No. 15-149
Assessment \$1,650. Because of the existing water condition and evidence of appellant unable to rectify same, assessment reduced to \$1,200.
- No. 11 ADOLPHE J. FORGERON - District No. 4-1
Assessment \$9,200. Assessment confirmed.
- No. 12 JOSEPH AND THELMA LeBLANC - District No. 4-1
Assessment \$10,000. Appellants oral evidence of contaminated water and their septic tank unable to function properly, no legal road or right-of-way to the property, together with a fire hazard created by the absence of fire hydrants. Assessment reduced to \$6,000.
- No. 13 M. O. TAYLOR - District No. 6-152
Assessment \$3,200. Assessment reduced to \$2,900, permitting a reduction of \$300 on garage building.
- No. 14 A. M. SMITH & COMPANY LIMITED - District No. 6-144
Assessment Personal \$9,000. Mr. Albert M. Smith, representing his firm, accompanied by their Solicitor, Mr. A. Martin Smith, appeared in support of their appeal. After a lengthy hearing intercepted by discussions of a legal aspect promoted by the appellant questioning the right of the Municipality to tax aircraft. This Board upholds the decision of the Municipality to levy a tax confirming the personal assessment of \$9,000, and recommends an appeal to a Court of Law to establish a ruling on the legality of the right to tax aircraft.
- No. 15 J. WILLIS LEWIS - District No. 27-4
Assessment \$4,050. This property comprises 92 acres, previously assessed as woodland. Now considered more valuable as there is an estimated 1,900 foot road frontage suitable for development. The assessment has been increased to bring it in line with other properties in the area. Assessment confirmed.
- No. 16 R. B. MOORE - District No. 27-75
Assessment \$7,350. Assessment confirmed.

Board of Appeal Report Continued

- No. 17 RAY C. BAKER - District No. 27-75
Assessment \$9,500. The appellant said he recently purchased the property for \$10,000 cash. This fact, together with other oral evidence presented, warrants this Board to allow a reduction of \$1,250. Assessment reduced to \$8,250.
- No. 18 WILLIAM AND PRISCILLA DUNLOP - District No. 7-9
Assessment \$3,150. Mr. William Dunlop, in support of their appeal, presented certain facts that we consider will lower the value of their property. A reduction is permitted. Assessment reduced to \$2,500.
- No. 19 COLIN MacKENZIE - District No. 2-69
Personal assessment \$2,600. Assessment confirmed.
- No. 20 T. A. BOYLE - District No. 5-113
Assessment \$850 and \$3,550. The oral evidence disclosed that Mr. Boyle has sold about three-quarters of this property and thought his assessment should be lowered, but as no transfer of title has been registered, we consider he is still the owner. Assessment confirmed.
- No. 21 E. M. ROBERTSON - District No. 11-51 and 6-38
Assessment \$3,200 and \$4,000. In this case bulk land has been subdivided into lots that permit individual assessment. Considered reasonable. Assessment confirmed.
- No. 22 BEDFORD PARK DEVELOPMENT LIMITED - District No. 8-6
Assessment \$2,000. A letter from Mr. C. Chipman was presented appealing the assessment on Lots B8 and B9 that he considers unsaleable, as the road is not completed or taken over and that other lots have a central water system and these two lots are not so serviced. Mr. Redmond, the Assessor, explained to the Board that these lots are located in a subdivision of better than average homes, with a central water system, and lots have sold for \$2,800, regardless of the condition of the road. He also stated that the serviced lots could be under-assessed. Assessment confirmed.
- No. 23 JOHN W. BAIRD - District No. 8-6
Assessment \$11,500. Appellant did not appear. Assessment confirmed.

Board of Appeal Report Continued

- No. 24 DR. J. E. MERRITT - District No. 8-6
Assessment \$1,800. This assessment was raised \$300 to be in uniformity with other properties in the area. Assessment confirmed.
- No. 25 EVANGELICAL LUTHERAN CHURCH - District No. 3-132
Assessment \$3,000. The appellant, represented by Rev. C. W. Wentzell, appeared in support of the appeal. The oral evidence disclosed that this large vacant lot is situated in one of the better areas of Spryfield, serviced by sewer and water and has been very much under-assessed in relation to other values in this area. Assessment confirmed.
- No. 26 DR. AUDREY B. SHAW, District No. 3-132
Assessment Real \$13,800, Personal \$1,200. Dr. Shaw appeared in support of her appeal. The 1961 assessment was based on an under-construction value and the assessment finalized in 1962 at \$15,000 with no increase for 1963. Assessment confirmed.
- No. 27 J. FULTON ROWLINGS - District No. 18-91
Assessment \$8,000. Appeal withdrawn.
- No. 28 GREGORY J. CODY - District No. 21-124
Personal assessment \$6,000. Mr. Cody, accompanied by his Solicitor, Mr. D. J. Amiro, appeared in support of his appeal. The evidence disclosed that the Assessor based his assessment in the same manner presently adopted by the Municipality when valuing aircraft, and that the information as to market value given by Mr. Cody was correct. Mr. Amiro, in his notice of appeal, points out that the assessment is not in accordance with the provisions of the Assessment Act. We, therefore, recommend an appeal to a Court of Law to establish a ruling on the legality of the right to tax aircraft. Assessment confirmed.
- No. 29 GRACE V. CONRAD - District No. 7-58
Assessment Real \$600 and \$450. The appellant disclosed that the lot assessed at \$450 had been sold and this information was not available to the Assessor. Assessment reduced to \$600.
- No. 30 ARTHUR AND EMILY JOHNSON - District No. 1-115
Assessment \$18,100. Assessment confirmed.
- No. 31 L. C. WHORRALL - District No. 8-50
Assessment \$850. Assessment confirmed.

Board of Appeal Report Continued

- No. 32 JOHN AND IRENE MATHEWSON - District No. 1-115
Assessment \$16,500. Assessment confirmed.
- No. 33 C. MAXWELL c/o GOLDIE DALRYMPLE - District No. 27-83
Assessment \$350. Mr. R. R. Dalrymple appeared in support of this appeal, pointing out that the lot was of no value on having a soil test rejected and thereby unable to get a building permit. We advised him to try again. Assessment confirmed.
- No. 34 JOHN R. PRUDENCE - District No. 27-4
Assessment \$750. Assessment confirmed.
- No. 35 G. DONALD HOGAN - District No. 1-115
Assessment \$26,550. Mr. Hogan, accompanied by his Solicitor, Mr. W. C. Dunlop, appeared in support of his appeal on 37 lot assessments. The appellant stated that two or three of the following 20 lots were unsaleable because of recent soil tests regulations, etc., and suggested that all 20 be considered unsaleable as they were similar. Unfortunately this Board has to consider each lot on its own merit and cannot arrive at a decision otherwise. The following assessments remain unchanged:-

Lot 1	Grosvenor Park	Assessment \$800
Lot 39	" "	" 500
Lot 44	" "	" 700
Lot 45	" "	" 700
Lot 48	" "	" 700
Lot 49	" "	" 700
Lot 108	" "	" 400
Lot 109	" "	" 400
Lot 74	Kent Park (1962 assessment)	650
Lot 74	" "	650
Lot 91	" "	500
Lot 95	" "	500
Lot 95	" " (1962 assessment)	500
Lot 95	" "	500
Lot 97	" "	500
Lot 99	" "	600
Lot A7	Marlboro Park	800
Lot B2	" "	800
Lot B3	" "	800
Lot C1	" "	700
		\$12,400

Fifty (50) lots in Kent Park, Prince's Lodge, now considered bulk assessment of \$3,600. Reduced to \$2,600. Lots 78, 79, 80, 89 and 91 having a total assessment of \$350, may also

Board of Appeal Report Continued

be included in bulk assessment above.

Lot D1	Marlboro Park Assessment	\$ 800	reduced to \$ 600
Lot D3	" " "	800	" " 600
Lot D4	" " "	900	" " 700
Lot D5	" " "	900	" " 700
Lot 29	Grosvenor Park Assessment	900	" " 700
Lot 20	Sherwood Park Assessment	1,000	" " 700
Lot 29	" " "	1,000	" " 700
Lot 37	" " "	700	" " 500
Lot 48	" " "	1,000	" " 800
Lot 49	" " "	1,000	" " 800
Lot 4A	Sherwood Park Assessment	1,200	" " 800

Total reduction \$3,950. Total reduced assessment \$22,600.

- No. 36 SARAH E. CLARKE - District No. 3-132
Assessment \$4,200. Appellant did not appear. Assessment confirmed.
- No. 37 ERNEST BRAUN - District No. 3-132
Assessment \$2,475. The appellant's letter was discussed and the Assessor disclosed that the lot contains 6.15 acres accessible by a paved road. The assessment has been raised because it had been very much under-assessed in relation to other land values. Assessment confirmed.
- No. 38 KEITH M. MOSHER - District No. 23-140A
Personal assessment \$6,000. The appellant, with his Solicitor, Mr. A. M. Smith, appeared in support of his claim. The evidence disclosed that the aircraft assessed was not as valuable as thought by the Assessor in determining his valuation. Assessment reduced to \$4,500.
- No. 39 S. M. SABADOS - District No. 12-62
Assessment \$6,000. Assessment confirmed.
- No. 40 JAMES P. KEENAN - District No. 12-62
Assessment \$1,300 and \$8,600. The appellant should have directed his complaint to the Inspector of the Department of Health rather than to the Board of Appeal. Assessment confirmed.
- No. 41 ANGLICAN CHURCH - District No. 8-6
Assessment \$1,500. Mr. W. B. MacFarlane appeared before the Board, representing the appellant. The evidence disclosed that the presence of a trunk sewer through the property made this lot unsuitable for building and consequently lowered the value. Assessment reduced to \$900.

Board of Appeal Report Continued

- No. 42 HENDRICKUS AND WILHEMINA VANDERWAL - District No. 1-115
Assessment \$10,000. This property was under-assessed at \$7,000 and raised to \$10,000 to bring it in line with other properties in the neighbourhood, as the purchase price in 1962 was \$18,000. The present assessment should certainly be reasonable. Assessment confirmed.
- No. 43 J. M. DAVIES - District No. 14-20
Assessment \$8,700. Assessment confirmed.
- No. 44 GWENDOLYN I. MELANSON - District No. 1-115
Assessment \$13,400. Assessment confirmed.
- No. 45 MRS. AMY E. CURREN - District No. 8-6
Assessment \$9,700. Assessment confirmed.
- No. 46 EMMANUEL BAPTIST CHURCH - District No. 8-140
Assessment \$200 and \$4,600. The appellant, represented by Rev. Wrenfred Bryant, presented sufficient evidence to permit a reduction of \$100 on a lot of land, and the \$4,600 assessment is Church property and as such is exempt from taxation. Reduced assessment \$100.
- No. 47 DONALD G. GRANT - District No. 27-4
Assessment \$5,600 and \$2,500. In discussing this assessment it was disclosed that Mr. Grant, when he purchased this property, was of the opinion he bought approximately 1,000 acres of culled land, but has since been advised by the Department of Lands and Forests that 300 acres belong to another party. As it has not been surveyed lately we are giving Mr. Grant the benefit of the doubt, deducting 300 acres at the assessment valuation of \$2.00 an acre, a total of \$600 from this assessment. Assessment of \$5,600 confirmed. Assessment of \$2,500 reduced to \$1,900.
- No. 48 CHARLES A. DIXON - District No. 27-83
Assessment \$5,300. Did not appear. Assessment confirmed.
- No. 49 KENNETH ANTHONY - District No. 27-4
Personal assessment \$2,850. Because of the poor condition of his trailer explained in the oral evidence of the appellant, assessment reduced to \$2,000.

Board of Appeal Report Continued

- No. 50 GRANAIR LIMITED - District No. 6-98
Assessment Real \$51,250. Assessment Personal \$44,200.
Mr. Shatford and Mr. MacNaughton appeared in support of this appeal and clearly explained all details relevant to the assessment. The evidence disclosed that the Assessor included in his Personal assessment an aircraft that did not belong to the appellant, assessed at \$6,000. Real assessment confirmed. Personal assessment reduced to \$38,200.
- No. 51 A. PICKARD MACHINERY LIMITED - District No. 13-34
Assessment \$13,000. Appellant did not appear. However, as explained in appellant's letter, they only own one tractor. The Assessor was of the opinion that they owned two, assessing each at \$6,500. Assessment reduced to \$6,500.
- No. 52 LAWRENCETOWN COMMUNITY CENTRE - District No. 15-149
Assessment Real \$20,600. Personal \$700. Mr. A. Campbell and Mr. G. S. Waterfield, Barrister, appeared before the Board and gave evidence relative to the assessment. Personal assessment of \$700 confirmed. Real assessment reduced to \$18,000.
- No. 53 BROOKFIELD DAIRY PRODUCTS LIMITED - District No. 24-94
Assessment \$9,000. Mr. E. L. Nelson appeared in support of this assessment and disclosed that the garage had been sold and paid for on December 27, 1962. Delete the assessment of \$1,600 on this garage and assess the new owner, Mr. Gerald Cavicchi. Assessment reduced to \$7,400.
- No. 54 DOUBLE DIAMOND BOWLING SUPPLY LIMITED - District No. 4-1
Assessment Personal \$27,000. Appeal withdrawn.
- No. 55 JAMES R. CALNEN - District No. 10-135
Assessment \$750. Appellant did not appear. The Assessor recommended a decrease of \$400 in the assessment as he made a mistake in his appraisal. Assessment reduced to \$350.
- No. 56 ALLEN AND MARGARET FREDERICK - District No. 5-62
Assessment \$13,500. Assessment confirmed.
- No. 57 WILFRED G. JOHNSON - District No. 11-56
Assessment Real \$900 and \$2,550. Mr. Johnson appeared in support of his appeal, accompanied by his Solicitor, Mr. G. R. Matheson. After considering the evidence presented by the appellant, this Board, realizing that the onus proving

Board of Appeal Report Continued

the assessment wrong, was on the appellant, decided that sufficient evidence was not presented to warrant a change and the assessment is therefore confirmed.

- No. 58 ERNEST A. BUEHREN District No. 6-38
Assessment \$4,325. Appellant did not appear. Assessment confirmed.
- No. 59 MRS. MAUD MORLEY - District No. 6-109
Assessment \$3,600. The appellant appeared in support of her claim, accompanied by her son. The oral evidence disclosed the two cottages on the property in very poor condition and rarely used. A reduction on the assessment of the large cottage of \$300, and on the small cottage of \$100, is permitted. Revised assessment \$3,200.
- No. 60 THOMAS PEVERLEY - District No. 6-144
Assessment Personal \$3,000. The appellant's letter was discussed in support of the assessment made on his house trailer, the appeal presumably based on the fact that his trailer is unoccupied approximately three months during 1962. For assessment purposes, trailers are taxable, occupied or unoccupied. Assessment confirmed.
- No. 61 CHARLES AND PAMELIA ANSTEY - District No. 4-1
Assessment \$9,000. The appellant claimed the water from his artesian well unfit for use, even after the installation of a water purifying system, and the condition of his road almost unusable. Until the above conditions are rectified, a reduction of \$2,000 is permitted. Reduced assessment \$7,000.
- No. 62 ELLERY H. COLLINS - District No. 4-1
Assessment \$12,700. Assessment confirmed.
- No. 63 B. SCOTT LANGILLE - District No. 10-10
Assessment \$1,150. A reduction on the assessment, placed on the camp, of \$250 is permitted. Reduced total assessment \$900.
- No. 64 HALIFAX POWER AND PULP COMPANY LIMITED - District No. 20, 21, 22 and 23
Assessment Real \$1,846,100. Personal \$103,350. Mr. John Donaldson and their Solicitor, Mr. W. H. Jost, appeared before the Board, representing the appellant. They briefly submitted that they were appealing only against the Real assessment. This Board upholds the assessment levied. Assessment confirmed.

Board of Appeal Report Continued

- No. 65 JOHN BROKKEN - District No. 3-132
Assessment \$9,000. Assessment confirmed.
- No. 66 CHARLES A. OAKLEY - District No. 3-132
Assessment \$1,000 and \$3,550. Assessment confirmed.
- No. 67 WILLIAM LUTLEY - District No. 4-1
Assessment \$12,600. The appellant appeared in support of his appeal. The oral evidence disclosed that his assessment had been raised this year \$600, as a garage was built on the property. As there is some doubt regarding the value of this garage, a reduction of \$200 is permitted. Reduced assessment \$12,400.
- No. 68 MARSHALL AND VERDA PIERCE - District No. 4-1
Assessment \$11,900. Assessment confirmed.
- No. 69 JOHN W. LINDSAY - District No. 9-119
Assessment \$9,500. The appellant, accompanied by Mr. G. N. Cleveland, appeared in support of his claim. Mr. Cleveland submitted a report and verbally explained an appraisal he had made personally on this property. This Board decided that sufficient evidence was not presented to warrant a change. Assessment confirmed.
- No. 70 MRS. MARGARET FITZGERALD - District No. 1-115
Assessment \$14,000. Appellant did not appear. Assessment confirmed.
- No. 71 SIDNEY MICKLEWRIGHT ET AL - District No. 1-115
Assessment \$13,200. Mr. Allen appeared before the Board in support of the appellant's appeal, explaining that he had an interest in the property and brought the Board's attention to a number of things he considered would under-value the assessment. Sufficient evidence was not presented to warrant a change. Assessment confirmed.
- No. 72 R. C. BUCHANAN - District No. 1-115
Assessment \$14,625. Assessment confirmed.

Board of Appeal Report Continued

- No. 73 WILLIAM AND LOIS SHIELDS - District No. 1-115
Assessment \$21,500. The appellant, in support of his appeal, disclosed, during discussion, that he was not appealing against the assessment valued on his property but rather against the rate or tax dollars he had to pay, and that he considered it unreasonable. Unfortunately, it is a matter beyond the control of this Board. Assessment confirmed.
- No. 74 PARK SERVICES COMPANY LIMITED - District No. 3-132
Five assessments totalling \$59,500. The appellant was represented by its Solicitor, Mr. MacIntosh. Mr. Northover, an Engineer, gave evidence. Mr. Risley, the Chief Officer of the appellant, was present, but did not give evidence. The Assessors and Mr. Jay, the Municipal Engineer, gave evidence for the Municipality. The Board regrets that the evidence given by Mr. Northover lost much of its value because it was not tied in with uniform assessment values. Mr. Risley might have been able to give helpful evidence with regard to actual cost and returns, but did not see fit to do so. The Assessor seems to have applied proper principles in attempting to achieve uniformity. In view of the evidence presented, which does not prove the assessment wrong, this Board does not feel justified in varying the assessments and confirms the assessments as fixed by the Assessor. Assessment confirmed.
- No. 75 MRS. HELENA D. POIRIER - District No. 2-137
Assessment \$8,100. Mr. Richard Poirier gave evidence in support of the appellant's appeal, explaining that of 16 lots in question, 9 had been approved and remarked that this Subdivision had one of the best water systems in the County, yet they were unable to have the approved lots sanctioned by the Board of Health. Considering the unfavourable conditions that existed last year relative to soil tests and the knowledge of the large number of applicants submitting tests not yet dealt with, this Board feels the appeal somewhat premature and upholds the assessment levied by the Assessor. Assessment confirmed.

Board of Appeal Report Continued

- No. 76 A. E. MacMILLAN - District No. 2-137
Assessment \$24,000. The appellant, in support of his appeal on some 48 lots, explained that his Subdivision was in the same general area as that of Mrs. Poirier with like characteristics. This Board, after considering all the facts relative to the appeal, considers the assessment levied by the Assessor to be in uniformity with other like assessments. Assessment confirmed.
- No. 77 SACKVILLE SUPPLIES LIMITED - Districts No. 27-83, 27-75, 8-6, 9-119 and 27-4
Total assessment \$128,100. Mr. Laurie Lively, accompanied by Mr. R. A. Cluney, Solicitor for Sackville Supplies Limited, appeared in support of the appellant's appeal. After a lengthy hearing, the Board, carefully noting the remarks of the two Assessors who levied the assessment, and Mr. Lively, feel that some reduction should be given the total assessment. Unfortunately, the appellant, through its representatives, was unable in the majority of its appeals, to prove the assessment wrong, and also considering the unfavourable weather conditions of last year regarding soil tests by the Board of Health on some lots deemed unfavourable to build on, that in normal weather conditions would prove favourable. Hamilton property assessment of \$11,200 reduced to \$10,000; assessment of \$47,500 in Bedford - reduced assessment of \$37,000 levied on Commercial Building to \$31,000; delete assessment of \$825 on F. Wood - lands Beaver Bank, as Mr. Lively says they do not own this. District No. 27-83 assessment of \$26,200 reduced to \$25,000. District No. 8-6 assessment \$51,275 reduced to \$45,275. District No. 27-4 assessment \$4,700 reduced to \$3,875. Reduction permitted on total assessment of \$8,025.
- No. 78 OLANDS BREWERS CRAIN AND YEAST LIMITED - District No. 27-83
Assessments - Real \$11,500, \$39,775, \$10,600 and \$60,300. The appellant, in support of the appeal, was represented by its Solicitor, Mr. A. R. Moreira. Mr. Vaughan and Mr. Lamont, the Farm Manager, gave evidence. The decision was reserved and helpful and written submissions were received by the Board from both parties.

Board of Appeal Report Continued

The Board carefully considered the evidence and the submissions.

The dominant factor in assessing under Rule 2 of Section 18 is uniformity. The Assessor gave evidence of other assessments and felt that they were assessed uniformly with the appellant's property. This was not contradicted.

The Board feels that the property of the appellant is uniformly and properly assessed and in view of this, confirms the assessment.

Respectfully submitted,


Chairman




Members of the Board of Appeal.

Annual Council Session - 1963

March 19, 1963

REPORT OF THE MUNICIPAL AUDITORS FOR THE YEAR 1962

To His Honor the Warden and Members of the Municipal Council.

Councillors:-

We have examined the books and accounts of the Municipality of the County of Halifax for the fiscal year ended December 31, 1962, and have obtained all the information and explanations we have required. Our examination included a general review of the accounting procedures and such tests of the accounting records and other supporting evidence as we considered necessary in the circumstances.

The Statement of Revenue and Expenditure - General Section shows a net excess of Revenue over Expenditure for the year of \$2,609.23, after transferring to the Revenue Account \$6,856.57 from surpluses acquired in prior years and \$11,360.23 from Revenue Fund Reserves. The 1962 operating surpluses of the Halifax County Hospital and Ocean View Municipal Home were, respectively, \$404.72 and \$11,589.67. Expenditures of the County Hospital included depreciation in the amount of \$12,374.41 and capital expenditures (including reserve for new boiler and laundry) of \$52,561.70.

During the year, serial debentures were issued in the amount of \$2,250,000.00, while redemptions amounted to \$778,938.08, leaving a funded debt of \$14,202,358.98 at December 31, 1962.

We report that, in our opinion, the attached Revenue Fund and Capital Fund Balance Sheets and Statements of Revenue and Expenditure present fairly the financial position of the Municipality of the County of Halifax as at December 31, 1962, and the results of operations for the year ended on that date, according to the best of our information, the explanations given to us and as shown by the books of the Municipality.

Respectfully submitted,

(Sgd.) H. R. DOANE AND COMPANY
(per) G. A. FINLAY, C.A.

WALTER A. STECH, C.A.
AUDITORS.

MARCH COUNCIL SESSION - 1963

Tuesday, March 19, 1963

REPORT OF THE BUILDING INSPECTOR FOR FEBRUARY 1963

<u>CONST. TYPE</u>	<u>PERMITS ISSUED</u>	<u>CONST. COST</u>	<u>FEE COLLECTED</u>
New Building, res.	20	\$203,000.00	\$164.50
Additions, res.	9	11,125.00	27.00
Basement Apartment	4	6,000.00	12.00
Repairs, res.	6	24,350.00	15.50
Locate three mobile homes	1	-----	-----
Garages	5	22,100.00	10.00
Sheds	1	7,000.00	7.50
Pump house	1	900.00	2.00
Addition to Church	1	5,000.00	5.00
Framework for Siren	<u>1</u>	<u>700.00</u>	<u>2.00</u>
Totals	49	\$260,175.00	\$245.50

<u>CONST. TYPE</u>	<u>PRELIMINARIES ISSUED</u>	<u>CONST. COST</u>	<u>FEE COLLECTED</u>
New Building, res.	13	\$111,500.00	\$105.00
Relocations	<u>1</u>	<u>11,500.00</u>	<u>10.00</u>
Totals	14	\$123,000.00	\$115.00

<u>CONST. TYPE</u>	<u>APPLICATION DEFERRED</u>	<u>CONST. COST</u>	<u>FEE COLLECTED</u>
New Building, res.	3	\$44,000.00	\$30.00
Laundramat	1	10,000.00	7.50
Additions, res.	<u>1</u>	<u>2,000.00</u>	<u>2.00</u>
Totals	5	\$56,000.00	\$39.00

<u>CONST. TYPE</u>	<u>APPLICATION REJECTED</u>	<u>CONST. COST</u>	<u>FEE RETURNED</u>
Additions, res.	1	\$ 900.00	\$2.00
A & W Drive-In	<u>1</u>	<u>10,000.00</u>	<u>7.50</u>
Total	2	\$10,900.00	\$9.50

<u>CONST. TYPE</u>	<u>APPLICATION CANCELLED</u>	<u>CONST. COST</u>	<u>FEE RETURNED</u>
New Building, res.	1	-----	-----
Relocation	<u>1</u>	<u>\$11,500.00</u>	<u>\$10.00</u>
Total	2	\$11,500.00	\$10.00

<u>CONST. TYPE</u>	<u>OCCUPANCY PERMIT</u>	<u>CONST. COST</u>
New Building, res.	2	\$17,000.00
Additions, res.	<u>1</u>	<u>-----</u>
Total	3	\$17,000.00

The following pages show a complete breakdown of building types and permits issued for individual districts.

DISTRICT 1

<u>CONST. TYPE</u>	<u>PERMITS ISSUED</u>	<u>CONST. COST</u>	<u>FEE COLLECTED</u>
New Building, res.	6	\$82,000.00	\$60.00

<u>CONST. TYPE</u>	<u>APPLICATION DEFERRED</u>	<u>CONST. COST</u>	<u>FEE COLLECTED</u>
New Building, res.	3	\$44,000.00	\$30.00

DISTRICT 2

<u>CONST. TYPE</u>	<u>PERMITS ISSUED</u>	<u>CONST. COST</u>	<u>FEE COLLECTED</u>
Additions, res.	1	\$1,500.00	\$5.00

<u>CONST. TYPE</u>	<u>PRELIMINARIES ISSUED</u>	<u>CONST. COST</u>	<u>FEE COLLECTED</u>
New Building, res.	1	\$8,000.00	\$7.50

DISTRICT 3

<u>CONST. TYPE</u>	<u>PERMITS ISSUED</u>	<u>CONST. COST</u>	<u>FEE COLLECTED</u>
New Building, res.	2	\$18,000.00	\$15.00
Basement Apartment	<u>1</u>	<u>1,000.00</u>	<u>2.00</u>
Total	3	\$19,000.00	\$17.00

<u>CONST. TYPE</u>	<u>PRELIMINARIES ISSUED</u>	<u>CONST. COST</u>	<u>FEE COLLECTED</u>
New Building, res.	1	\$7,500.00	\$7.50

<u>CONST. TYPE</u>	<u>APPLICATION REJECTED</u>	<u>CONST. COST</u>	<u>FEE RETURNED</u>
Additions, res.	1	\$900.00	\$2.00

DISTRICT 4

<u>CONST. TYPE</u>	<u>PERMITS ISSUED</u>	<u>CONST. COST</u>	<u>FEE COLLECTED</u>
Basement Apartment	1	\$2,000.00	\$ 5.00
Additions, res.	<u>3</u>	<u>3,225.00</u>	<u>9.00</u>
Total	4	\$5,225.00	\$14.00

<u>CONST. TYPE</u>	<u>PRELIMINARIES ISSUED</u>	<u>CONST. COST</u>	<u>FEE COLLECTED</u>
New Building, res.	2	\$21,000.00	\$17.50

<u>CONST. TYPE</u>	<u>OCCUPANCY PERMITS</u>	<u>CONST. COST</u>
Additions, res.	1	-----

DISTRICT 5

<u>CONST. TYPE</u>	<u>PERMITS ISSUED</u>	<u>CONST. COST</u>	<u>FEE COLLECTED</u>
Repairs, res.	1	\$1,000.00	\$2.00
Additions, res.	1	-----	2.00
Locate 3 mobile homes	<u>1</u>	-----	----
Total	3	\$1,000.00	\$4.00

<u>CONST. TYPE</u>	<u>APPLICATION DEFERRED</u>	<u>CONST. COST</u>	<u>FEE COLLECTED</u>
Laundromat	1	\$10,000.00	\$7.50

DISTRICT 6

<u>CONST. TYPE</u>	<u>PERMITS ISSUED</u>	<u>CONST. COST</u>	<u>FEE COLLECTED</u>
New Building, res.	2	\$10,000.00	\$7.50

<u>CONST. TYPE</u>	<u>PRELIMINARIES ISSUED</u>	<u>CONST. COST</u>	<u>FEE COLLECTED</u>
Relocation	1	\$11,500.00	\$10.00

DISTRICT 7

<u>CONST. TYPE</u>	<u>PERMITS ISSUED</u>	<u>CONST. COST</u>	<u>FEE COLLECTED</u>
New Building, res.	1	\$12,000.00	\$10.00
Garages	1	1,000.00	2.00
Repairs, res.	<u>1</u>	<u>7,000.00</u>	<u>7.50</u>
Total	3	\$20,000.00	\$19.50

DISTRICT 8

<u>CONST. TYPE</u>	<u>PERMITS ISSUED</u>	<u>CONST. COST</u>	<u>FEE COLLECTED</u>
New Building, res.	1	-----	\$10.00
Shed	1	\$7,000.00	7.50
Additions, res.	<u>1</u>	<u>200.00</u>	<u>2.00</u>
Total	3	\$7,200.00	\$19.50

<u>CONST. TYPE</u>	<u>APPLICATION REJECTED</u>	<u>CONST. COST</u>	<u>FEE RETURNED</u>
A&W Drive-In Rest.	1	\$10,000.00	\$7.50

DISTRICT 9

<u>CONST. TYPE</u>	<u>APPLICATION CANCELLED</u>	<u>CONST. COST</u>	<u>FEE COLLECTED</u>
New Building, res.	1	-----	-----

DISTRICT 10

<u>CONST. TYPE</u>	<u>PERMITS ISSUED</u>	<u>CONST. COST</u>	<u>FEE COLLECTED</u>
Repairs, res.	1	\$15,000.00	-----

DISTRICT 11

<u>CONST. TYPE</u>	<u>PERMITS ISSUED</u>	<u>CONST. COST</u>	<u>FEE COLLECTED</u>
New Building, res.	1	\$1,000.00	\$2.00

DISTRICT 12

<u>CONST. TYPE</u>	<u>PERMITS ISSUED</u>	<u>CONST. COST</u>	<u>FEE COLLECTED</u>
New Building, res.	1	\$10,000.00	\$7.50
Repairs, res.	<u>1</u>	<u>500.00</u>	<u>2.00</u>
Total	2	\$10,500.00	\$9.50

DISTRICT 13

<u>CONST. TYPE</u>	<u>PERMITS ISSUED</u>	<u>CONST. COST</u>	<u>FEE COLLECTED</u>
Repairs, res.	2	\$ 850.00	\$4.00
Garage	<u>1</u>	<u>300.00</u>	<u>2.00</u>
Total	3	\$1,150.00	\$6.00

DISTRICT 14

<u>CONST. TYPE</u>	<u>PERMITS ISSUED</u>	<u>CONST. COST</u>	<u>FEE COLLECTED</u>
New Building, res.	4	\$48,000.00	\$35.00
Pump house	1	900.00	2.00
Basement Apartment	<u>1</u>	<u>3,000.00</u>	<u>5.00</u>
Total	6	\$51,900.00	\$42.00

<u>CONST. TYPE</u>	<u>PRELIMINARIES ISSUED</u>	<u>CONST. COST</u>	<u>FEE COLLECTED</u>
New Building, res.	6	\$39,000.00	\$45.00

<u>CONST. TYPE</u>	<u>OCCUPANCY PERMIT</u>	<u>CONST. COST</u>
New Building, res.	1	\$12,000.00

DISTRICT 15

<u>CONST. TYPE</u>	<u>PERMITS ISSUED</u>	<u>CONST. COST</u>	<u>FEE COLLECTED</u>
New Building, res.	1	\$12,000.00	\$10.00

DISTRICT 16

<u>CONST. TYPE</u>	<u>PERMITS ISSUED</u>	<u>CONST. COST</u>	<u>FEE COLLECTED</u>
NIL	NIL	NIL	NIL

DISTRICT 17

<u>CONST. TYPE</u>	<u>PERMITS ISSUED</u>	<u>CONST. COST</u>	<u>FEE COLLECTED</u>
NIL	NIL	NIL	NIL

DISTRICT 18

<u>CONST. TYPE</u>	<u>PERMITS ISSUED</u>	<u>CONST. COST</u>	<u>FEE COLLECTED</u>
NIL	NIL	NIL	NIL

DISTRICT 21

<u>CONST. TYPE</u>	<u>PERMITS ISSUED</u>	<u>CONST. COST</u>	<u>FEE COLLECTED</u>
Additions, res.	1	\$1,000.00	\$2.00

DISTRICT 24

<u>CONST. TYPE</u>	<u>PERMITS ISSUED</u>	<u>CONST. COST</u>	<u>FEE COLLECTED</u>
NIL	NIL	NIL	NIL

DISTRICT 27

<u>CONST. TYPE</u>	<u>PERMITS ISSUED</u>	<u>CONST. COST</u>	<u>FEE COLLECTED</u>
New Building, res.	1	\$10,000.00	\$ 7.50
Addition, res.	2	5,200.00	7.00
Addition to Church	1	5,000.00	5.00
Basement Apartment	1	-----	-----
Framework for siren	1	700.00	2.00
Garages	3	800.00	6.00
Total	9	\$16,700.00	\$27.00

<u>CONST. TYPE</u>	<u>PRELIMINARIES ISSUED</u>	<u>CONST. COST</u>	<u>FEE COLLECTED</u>
New Building, res.	3	\$36,000.00	\$27.50

<u>CONST. TYPE</u>	<u>OCCUPANCY PERMIT</u>	<u>CONST. COST</u>
New Building, res.	1	\$5,000.00

DISTRICT 27

<u>CONST. TYPE</u>	<u>APPLICATION CANCELLED</u>	<u>CONST. COST</u>	<u>FEE COLLECTED</u>
Relocation	1	\$11,500.00	\$10.00
<u>CONST. TYPE</u>	<u>APPLICATION DEFERRED</u>	<u>CONST. COST</u>	<u>FEE COLLECTED</u>
Addition, res.	1	\$2,000.00	\$2.00

Respectfully submitted,



G. W. Jerram
Assistant Building Inspector

Annual Council Session - 1963

March 19, 1963

COMMITTEES AND BOARDS APPOINTED FOR THE YEAR 1962

VISITING COMMITTEE - HALIFAX COUNTY HOSPITAL

Rev. A. C. Snow	Port Wallis
Mrs. A. C. Pettipas	150 Windmill Road, Dartmouth
Mrs. H. B. Merrick	Westphal
Very Rev. Monsignor Gerald Murphy	St. Peter's Glebe, Dartmouth
Rev. George L. MacNeill	Bedford

VISITING COMMITTEE - OCEAN VIEW MUNICIPAL HOME

Mrs. Frances Walker	Eastern Passage
Rev. Eric Fullerton	Cole Harbour
Rev. Father Heffler	Bedford

MUNICIPAL BUILDING BOARD

Andrew Thomson	Glen Margaret
Ernest Barrett	Sackville (unable to act in 1963)
Robert MacDonald	Sheet Harbour

VETERINARY ASSISTANCE BOARD - HALIFAX-MUSQUODOBOIT

Havelock Erskine	Upper Musquodoboit
Austin MacKay	Middle Musquodoboit

VETERINARY ASSISTANCE BOARD - HALIFAX SOUTH-EAST

Ross Kinney	Cole Harbour
Nelson Gaetz	Head Chezzetcook

JAIL PHYSICIAN

Dr. Kevin P. Smith	349 Herring Cove Road, Spryfield
--------------------	----------------------------------

BOARD OF APPEAL

Richard F. Tolson	Bedford
Earle C. Laybolt	Tangier
Samuel F. Rhuda	Glen Margaret

AUDITORS

W. A. Stech, C.A.	
H. R. Doane and Company	

Tuesday, March 19, 1963.

REPORT OF THE COUNTY PLANNING BOARD

TO HIS HONOUR THE WARDEN AND MEMBERS OF MUNICIPAL COUNCIL:

COUNCILLORS:-

As you all know, this is the time of year that County Council deals with statistics pertaining to assessment, inventories and other items too numerous to mention and we, being members of the Planning Board who are faced continually with statistics of sorts, will have to burden you with statistics dealing with the Planning Board.

The Planning Board has held 49 regular meetings dealing with subdivision plans; five (5) special meetings dealing with zoning, paving or other special matters pertaining to planning and five (5) tours in different areas of the County.

During the year we have reviewed over 1, 100 plans of which 535 plans were approved by the Board in which 1,347 lots were given final approval. There were only 24 plans during the year that were given "tentative approval" and these plans showed approximately 626 lots. Two hundred and sixty-seven (267) plans were deferred by the Board, some of which have been resubmitted but others are still pending more information before they will be approved or rejected. We have rejected twelve (12) plans during the year because they did not conform or meet the new Public Health Act requirements. As you all know, we have taken the stand that the lots or parcels of land to be subdivided should not be approved unless a soil test proves favourable upon the lot. There were approximately twenty-seven (27) plans showing roads: these are new roads that were constructed in the Municipality and deeded to the Department of Highways so that they would become part of the Highway System.

We have reviewed two hundred and eighty (280) items which fall under the heading of "Building Inspection Problems". The majority of these Building Inspection Problems were mainly problems in connection with building lines and we have had lengthy discussions pertaining to the relaxation of the Building By-Law requirements for side yard and modification of building lines but no definite recommendation to Council is made at this time.

We have also heard many applications for re-zoning of property in the Fairview-Rockingham, Bedford and Eastern Passage areas. Some applications are still pending, others have been recommended to Council and others have been rejected. We shall continue to bring our zoning plans up to a better standard than they have been in the past so that zoning changes will not be necessary.

We have issued some paving petitions during the year but very few of these have been returned to the office. A notice has

been sent to various people notifying them that the petitions will have to be returned before April 2 of this year. A meeting is usually held with the Department of Highways on or about April 15 so that recommendations can be forwarded to the Minister's office.

During the year the Planning Office has carried out twenty (20) surveys and these can be broken into three classifications:

1. Road Improvement Surveys, nine (9) of which were completed with deeds forwarded to the Department of Highways.
2. Land Surveys pertaining to park areas, dump sites and the County boundary were completed.
3. Miscellaneous surveys pertaining to drainage right-of-ways and easements.

As you know, the Municipality and the Department of Highways agreed upon the classification of certain private roads in the County in 1956. This list still contains forty-one (41) roads and we have adopted a program to complete this agreement in two years.

We have had many requests to issue civic numbers in different areas around the two cities and the staff has been carrying this out. In some instances, the Postal Authorities have not notified the Municipality that a postal survey has been completed and this has led to some ill will. We have notified the Postal Authorities and they have assured us that it will not occur in the future.

We have on file plans showing Districts, School Sections and other matters and if any member of Council wishes copies of these plans, they are available upon request.

Respectfully submitted,

(Signed by the Committee)

MARCH COUNCIL SESSION, 1963

Tuesday, March 19, 1963

REPORT OF THE COUNTY PLANNING BOARD.

TO HIS HONOUR THE WARDEN AND MEMBERS OF MUNICIPAL COUNCIL:

COUNCILLORS:-

Your Planning Board recommends the modification of the side yard clearance for lots 45 and 46 of the Clayton Park Subdivision, Rockingham.

These modifications are necessary because the chimney abutments on the dwellings located on lots 45 and 46 are six point five (6.5') feet from the property lines where the requirement is eight (8') feet under the Zoning By-Law.

This has been caused by the houses being placed in an economical fashion upon the property to enhance the area.

Respectfully submitted,

(Signed by the Committee)

R E P O R T

O F T H E

D I R E C T O R O F A S S E S S M E N T

F O R T H E Y E A R E N D I N G

D E C E M B E R 3 1 s t ., 1 9 6 2

F O R T H E

A N N U A L C O U N C I L S E S S I O N

M A R C H - 1 9 6 3

Report of the Director of Assessment - 1963

11 March 1963

The Warden and Councillors,
Municipality of the County of Halifax,
Municipal Administration Building, Armdale, N. S.

Councillors:

There has been another large increase in the net taxable assessment this year, the total for 1963 being \$141,796,200, as compared to \$132,559,850 for 1962. The amount of the increase is \$9,236,350. This is a larger increase than we had last year by \$1,799,450.

There has been a small increase in the Poll Tax total. This year's figure is \$148,440, which is \$5,700 higher than last year's total of \$142,740.

The number of tax accounts has increased substantially. There are now 41,456 accounts, an increase of 1,571 over last year's total of 39,885. The work-load in the Assessment Department is now approaching the saturation point, and it will be necessary to consider the possibility of employing an additional assessor.

Included in the report this year is a table showing the number of assessments each year since 1951. It will be seen from this that the total in 1951 was 25,940 compared to this year's total of 41,456. There has been an increase of about 60%. In 1951 there were six field assessors, while today there are eight. This represents an increase of 33 1/3% in staff compared to a 60% increase in the work-load.

The population of the County continues to increase. The census as taken by the assessors in 1962 showed a population of 85,098. In 1961, the figure was 81,036. The increase was 4,062.

The number of deeds recorded in 1962 was greater than the previous year, being 2,979, which was 111 more than the 2,868 which were recorded in 1961.

Most of the increase in assessment was caused by residential building. There are no new industrial assessments this year. There has been some commercial development, principally in the form of apartment buildings and motels.

There were seventy-eight assessment appeals this year. Two were withdrawn, fifty-one were confirmed by the Board of Appeal, and the remaining twenty-five received reductions. Total reductions amounted to \$42,875.


Two appeals by aircraft owners are being taken to the County Court.

Last year the Municipality appealed against the County Court decision in the matter of the assessment of the timberlands of the Halifax Power & Pulp Co. Ltd. The hearing was held in the Supreme Court on the fifth of February of this year, but as yet no decision has been received.

During the past year there have been no changes in the staff of the Assessment Department.

Attached is a statistical report showing a breakdown of assessments by Districts and School Sections. If any additional information is required, it may be obtained from the Assessment Department.

Respectfully submitted,


W. M. Purcell,
Director of Assessment

Municipality of the County of Halifax
1963 Assessment Summary

	<u>Real</u>	<u>Personal</u>	<u>Exempt</u>	<u>Total</u>
Non-Res	66,241,750	12,374,150	48,192,800	30,423,100
Res	125,613,075	6,217,100	20,457,075	111,373,100
Total	<u>191,854,825</u>	<u>18,591,250</u>	<u>68,649,875</u>	<u>141,796,200</u>

	<u>N.R.Real</u>	<u>N.R.Pers.</u>	<u>Res. Real</u>	<u>Res. Pers.</u>	<u>Total</u>
Total	66,241,750	12,374,150	125,613,075	6,217,100	210,446,075
Exempt	40,436,025	7,756,775	20,180,825	276,250	68,649,875
Net	<u>25,805,725</u>	<u>4,617,375</u>	<u>105,432,250</u>	<u>5,940,850</u>	<u>141,796,200</u>

<u>No. of Assessments</u>	
Non-Res	9,114
Res	24,920
Poll	7,422
Total	<u>41,456</u>

	<u>Comparisons - 1953 - 1963</u>			
	<u>Real</u>	<u>Personal</u>	<u>Exempt</u>	<u>Total</u>
1953	59,613,075	9,865,025	27,621,175	41,856,925
1954	65,714,350	10,828,875	31,836,075	44,707,150
1955	68,919,500	11,772,850	32,798,325	47,894,025
1956	73,254,400	12,747,800	32,976,675	53,025,525
1957	78,440,375	13,425,825	33,137,675	58,728,525
1958	82,931,475	14,248,350	36,273,350	60,906,475
1959	214,308,925	19,825,350	79,070,650	155,063,625
1960	226,087,525	21,283,825	81,388,850	165,982,500
1961	172,911,600	17,409,750	65,225,400	125,095,950
1962	181,650,850	17,939,275	67,030,275	132,559,850
1963	<u>191,854,825</u>	<u>18,591,250</u>	<u>68,649,875</u>	<u>141,796,200</u>

District Totals

<u>District</u>	<u>1962 Assessment</u>	<u>1963 Assessment</u>
1	11,645,000	13,891,550
2	4,074,950	4,299,650
3	11,901,125	12,697,675
4	11,392,800	12,063,850
5	7,720,025	8,065,550
6	7,967,550	8,780,325
7	5,637,850	5,753,650
8	12,508,200	13,136,525
9	4,014,825	4,152,625
10	3,686,375	3,811,900
11	2,874,525	3,053,675
12	12,463,375	12,848,000
13	6,636,200	6,737,725
14	3,298,650	4,509,975
15	1,056,825	1,111,325
16	812,150	939,000
17	1,608,050	1,651,200
18	1,404,400	1,472,425
19	1,701,825	1,751,925
20	859,175	891,475
21	2,545,225	2,528,700
22	682,675	679,050
23	2,345,650	2,325,825
24	1,591,075	1,584,625
25	978,125	976,625
26	2,591,000	2,621,275
27	8,562,225	9,460,075
	<u>132,559,850</u>	<u>141,796,200</u>

Gain \$9,236,350

Tax Exempt Property 1963

<u>Dist.</u>	<u>Municipal</u>	<u>Provincial</u>	<u>Churches</u>	<u>Schools</u>	<u>Railways</u>
1	6,300	10,000	190,100	5,149,100	757,000
2	15,950	500,500	66,700	272,000	225,000
3	21,250	0	191,150	1,204,250	0
4	34,750	0	292,100	926,000	73,500
5	17,650	0	48,425	286,000	0
6	17,200	45,950	90,750	412,275	1,224,500
7	61,850	2,740,000	94,850	162,900	902,700
8	70,800	72,700	207,575	502,450	418,800
9	350	457,775	142,725	238,225	368,750
10	750	92,225	150,775	250,400	0
11	400	0	138,250	159,800	0
12	554,000	185,000	91,750	572,900	340,800
13	100,100	0	81,000	201,250	295,000
14	1,350,000	0	49,150	778,100	127,950
15	150	71,250	17,150	63,100	689,800
16	7,400	15,000	24,100	174,000	0
17	2,800	109,500	170,650	214,800	488,900
18	500	110,650	65,500	27,600	504,100
19	500	174,050	101,850	215,650	0
20	0	174,550	67,300	125,800	0
21	2,700	2,654,700	120,450	202,750	0
22	0	105,750	57,125	85,400	0
23	100	154,250	19,425	124,200	386,600
24	8,450	180,650	32,975	423,225	512,500
25	2,750	126,750	26,175	41,250	565,425
26	0	61,500	7,100	45,400	0
27	26,100	0	37,650	285,850	641,975
	<u>2,302,800</u>	<u>8,042,750</u>	<u>2,582,750</u>	<u>13,144,675</u>	<u>8,523,300</u>

Tax Exempt Property 1963

<u>Dist.</u>	<u>Maritime Tel & Tel</u>	<u>Widows</u>	<u>Federal</u>	<u>Others</u>	<u>Total</u>
1	52,500	44,275 (19)	0	33,000	6,242,275
2	50,000	43,150 (24)	9,000	0	1,182,300
3	144,700	120,900 (55)	0	0	1,682,250
4	100,000	80,400 (34)	269,000	8,200	1,783,950
5	145,000	55,225 (24)	240,500	0	792,800
6	197,750	89,075 (45)	2,873,200	78,550	5,029,250
7	201,000	121,100 (55)	1,200	1,700	4,287,300
8	207,500	141,200 (65)	4,646,475	76,900	6,344,400
9	279,000	95,225 (49)	46,500	2,250	1,630,800
10	151,275	97,250 (68)	57,825	7,800	808,300
11	64,700	111,600 (66)	639,000	100	1,113,850
12	100,000	114,500 (50)	0	0	1,958,950
13	76,875	84,775 (44)	16,632,750	0	17,471,750
14	160,000	33,950 (19)	2,000	152,350	2,653,500
15	84,375	15,650 (10)	1,700	4,450	947,625
16	65,000	25,725 (30)	0	150	311,375
17	100,625	109,300 (67)	6,500	3,800	1,206,875
18	30,000	70,650 (35)	29,250	56,500	894,750
19	64,500	123,650 (72)	48,925	2,900	732,025
20	110,350	62,150 (41)	52,000	0	592,150
21	156,850	88,050 (61)	59,650	159,550	3,444,700
22	90,000	67,200 (54)	46,975	1,050	453,500
23	85,650	41,300 (25)	0	5,075	818,600
24	90,625	33,900 (21)	10,300	83,300	1,375,925
25	80,000	30,525 (17)	0	0	872,875
26	60,000	23,500 (11)	0	0	197,500
27	281,250	125,150 (63)	2,419,150	5,175	3,822,300
	<u>3,229,525</u>	<u>2,049,375 (1124)</u>	<u>28,091,900</u>	<u>682,800</u>	<u>68,649,875</u>

Poll Tax Comparisons in Dollars

<u>DIST</u>	<u>1959</u>	<u>1960</u>	<u>1961</u>	<u>1962</u>	<u>1963</u>
1	--	--	--	5,740	6,180
2	--	--	--	5,240	6,100
3	--	--	--	12,680	13,980
4	--	--	--	13,820	15,500
5	--	--	--	6,000	5,720
6	--	--	--	7,700	8,000
7	2,640	2,595	2,430	4,300	4,780
8	7,800	7,455	8,310	10,960	10,220
9	3,735	3,660	3,555	4,540	4,480
10	4,035	4,110	3,855	5,600	5,580
11	6,345	6,465	6,615	4,040	4,080
12	26,295	27,555	29,385	13,900	14,740
13	11,310	11,295	11,355	17,760	17,080
14	9,705	9,540	1,875	3,360	3,460
15	585	585	630	1,060	1,100
16	945	900	975	1,480	1,760
17	1,770	1,785	1,815	3,060	3,260
18	1,095	1,140	1,095	1,700	1,740
19	900	885	1,110	1,980	2,060
20	750	810	720	1,360	1,300
21	1,575	1,455	1,560	2,500	2,500
22	840	750	675	1,120	1,120
23	855	825	660	940	920
24	1,080	1,110	1,095	1,620	1,940
25	315	360	360	460	640
26	690	675	630	1,060	1,260
27	<u>12,150</u>	<u>12,870</u>	<u>13,500</u>	<u>8,760</u>	<u>8,940</u>
	113,960	114,990	92,205	142,740	148,440

Number of Assessments - 1951 to 1963

<u>Year</u>	<u>Non-Resident</u>	<u>Resident</u>	<u>Poll</u>	<u>Total</u>
1951	6,187	17,052	2,701	25,940
1952	6,690	17,938	2,925	27,553
1953	7,088	19,269	2,910	29,267
1954	7,797	20,427	2,957	31,181
1955	8,543	22,112	2,868	33,523
1956	9,191	23,781	2,931	35,903
1957	9,614	25,393	2,863	37,870
1958	10,225	26,438	3,051	39,714
1959	9,353	23,802	7,588	40,743
1960	9,197	25,560	7,666	42,423
1961	8,192	23,176	6,137	37,505
1962	8,877	23,871	7,137	39,885
1963	9,114	24,920	7,422	41,456

COUNTY OF HALIFAX
POPULATION - 1962

Dist. No. 1

S. S. 115 ... 5057
5057

Dist. No. 2

S. S. 7 346
69 1024
137 1637
3007

Dist. No. 3

S. S. 132 ... 8205
8205

Dist. No. 4

S. S. 1 6127
6127

Dist. No. 5

S. S. 62 2538
113 ... 832
3370

Dist. No. 6

S. S. 38 ... 319
39 ... 254
68 ... 234
98 ... 739
109 ... 141
144 ... 1136
145 ... 647
152 ... 480
3950

Dist. No. 7

S. S. 8 ... 575
9 ... 650
58 ... 503
117 ... 632
2360

Dist. No. 8

S. S. 6 ... 4548
50 ... 576
140 ... 382
5506

Dist. No. 9

S. S. 32A ... 785
40 515
41 273
77 364
119 299
142 329
2565

Dist. No. 10

S. S. 2 ... 1220
10 ... 931
32A .. 410
45 ... 405
135 ... 1087
4053

Dist. No. 11

S. S. 51 ... 468
56 ... 1417
64 ... 281
111 ... 286
118 ... 622
3074

Dist. No. 12

S. S. 1 ... 5686
62 ... 428
6114

Dist. No. 13

S. S. 34 ... 3431
80 ... 37
123 ... 2000
5468

Dist. No. 14

S. S. 20 ... 1167
67 ... 434
85 ... 66
109 ... 1028
2695

Dist. No. 15

S. S. 20 ... 50
82 ... 50
84 ... 147
149 ... 564
811

Population

Dist. No. 16
S.S. 32 ... 945
92 ... 929
110 ... 490
2364

Dist. No. 17
S.S. 27 ... 567
46 ... 331
53 ... 529
73 ... 89
110 ... 243
146 ... 699
2458

Dist. No. 18
S.S. 91 ... 909
100 ... 123
106 ... 66
1098

Dist. No. 19
S.S. 35 ... 751
40A ... 669
54 ... 400
139 ... 49
148 ... 173
2042

Dist. No. 20
S.S. 33 ... 190
50A ... 402
86 ... 97
89 ... 117
105 ... 153
134 ... 196
1155

Dist. No. 21
S.S. 72 ... 163
90 ... 208
124 ... 1343
125 ... 101
126 ... 51
128 ... 136
2002

Dist. No. 22
S.S. 5 ... 63
33A ... 662
35 ... 228
108 ... 229
151 ... 130
1312

Dist. No. 23
S.S. 0 ... 3
37 ... 95
57 ... 47
70 ... 33
140A ... 1017
1195

Dist. No. 24
S.S. 11 ... 84
16 ... 195
37 ... 90
43 ... 32
57 ... 50
87 ... 67
94 ... 513
129 ... 158
1189

Dist. No. 25
S.S. 3 $\frac{1}{2}$... 15
36 ... 220
63 ... 17
66 ... 45
74 ... 174
127 ... 158
629

Dist. No. 26
S.S. 13 ... 264
20 ... 60
21 ... 92
22 ... 99
26 ... 372
49 ... 210
63 ... 14
66 ... 32
1143

Dist. No. 27
S.S. 4 ... 1491
75 ... 3009
78 ... 282
83 ... 1095
141 ... 272
6149

Total Population 1962 ... 85,098

District No. 1

S.S. # 115 -	<u>Real</u>	<u>Personal</u>	<u>Exempt</u>	<u>Total</u>
	<u>(Rockingham, Birch Cove, Kearney Lake, Princes Lodge)</u>			
Non-Res	2,729,750	228,250	824,800	2,133,200
Res	16,731,350	444,475	5,417,475	11,758,350
Total	19,461,100	672,725	6,242,275	13,891,550

Grand Totals

	<u>N.R. Real</u>	<u>N.R. Pers.</u>	<u>Res. Real</u>	<u>Res. Pers.</u>	<u>Total</u>
Total	2,729,750	228,250	16,731,350	444,475	20,133,825
Exempt	772,300	52,500	5,417,475	0	6,242,275
Net	1,957,450	175,750	11,313,875	444,475	13,891,550

No. of Assessments

Non-Res	314
Res	1361
Poll	309
Total	1984

Comparisons 1962 - 1963

	<u>Real</u>	<u>Personal</u>	<u>Exempt</u>	<u>Total</u>
1962	17,094,775	719,700	6,169,475	11,645,000
1963	19,461,100	672,725	6,242,275	13,891,550

District No. 2

	<u>Real</u>	<u>Personal</u>	<u>Exempt</u>	<u>Total</u>
<u>S.S. # 7 - (Beechville)</u>				
Non-Res	179,600	101,750	87,000	194,350
Res	88,400	2,300	16,300	74,400
Total	268,000	104,050	103,300	268,750

<u>S.S. # 69 - (Lakeside)</u>				
Non-Res	148,825	100,950	96,000	153,775
Res	870,300	207,025	184,650	892,675
Total	1,019,125	307,975	280,650	1,046,450

<u>S.S. # 137 - (Timberlea)</u>				
Non-Res	427,325	384,650	601,500	210,475
Res	2,745,675	225,150	196,850	2,773,975
Total	3,173,000	609,800	798,350	2,984,450

Grand Totals

	<u>N.R.Real</u>	<u>N.R.Pers.</u>	<u>Res.Real</u>	<u>Res.Pers.</u>	<u>Total</u>
Total	755,750	587,350	3,704,375	434,475	5,481,950
Exempt	225,000	559,500	390,300	7,500	1,182,300
Net	530,750	27,850	3,314,075	426,975	4,299,650

No. of Assessments

Non-Res	191
Res	862
Poll	305
Total	1358

Comparisons 1962 - 1963

	<u>Real</u>	<u>Personal</u>	<u>Exempt</u>	<u>Total</u>
1962	4,199,625	982,525	1,107,200	4,074,950
1963	4,460,125	1,021,825	1,182,300	4,299,650

District No. 3

	<u>Real</u>	<u>Personal</u>	<u>Exempt</u>	<u>Total</u>
S. S. #132 - (Spryfield)				
Non-Res	1,371,000	391,275	156,200	1,606,075
Res	12,162,225	455,425	1,526,050	11,091,600
Total	<u>13,533,225</u>	<u>846,700</u>	<u>1,682,250</u>	<u>12,697,675</u>

Grand Totals

	<u>N.R. Real</u>	<u>N.R. Pers.</u>	<u>Res. Real</u>	<u>Res. Pers.</u>	<u>Total</u>
Total	1,371,000	391,275	12,162,225	455,425	14,379,925
Exempt	11,500	144,700	1,514,150	11,900	1,682,250
Net	<u>1,359,500</u>	<u>246,575</u>	<u>10,648,075</u>	<u>443,525</u>	<u>12,697,675</u>

No. of Assessments

Non-Res	271
Res	1951
Poll	699
Total	<u>2921</u>

Comparisons - 1962-1963

	<u>Real</u>	<u>Personal</u>	<u>Exempt</u>	<u>Total</u>
1962	12,847,725	714,700	1,661,300	11,901,125
1963	13,533,225	846,700	1,682,250	12,697,675

District No. 4

	<u>Real</u>	<u>Personal</u>	<u>Exempt</u>	<u>Total</u>
S.S. # 1 - (Fairview)				
Non-Res	1,707,775	505,000	591,500	1,621,275
Res	11,416,650	218,375	1,192,450	10,442,575
Total	13,124,425	723,375	1,783,950	12,063,850

Grand Totals

	<u>N.R. Real</u>	<u>N.R. Pers.</u>	<u>Res. Real</u>	<u>Res. Pers.</u>	<u>Total</u>
Total	1,707,775	505,000	11,416,650	218,375	13,847,800
Exempt	356,500	235,000	1,174,450	18,000	1,783,950
Net	1,351,275	270,000	10,242,200	200,375	12,063,850

No. of Assessments

Non-Res	164
Res	1224
Total	775
	2163

Comparisons 1962 - 1963

	<u>Real</u>	<u>Personal</u>	<u>Exempt</u>	<u>Total</u>
1962	12,510,425	620,925	1,738,550	11,392,800
1963	13,124,425	723,375	1,783,950	12,063,850

District No. 5

	<u>Real</u>	<u>Personal</u>	<u>Exempt</u>	<u>Total</u>
<u>S.S. #62 - (Jollimore)</u>				
Non-Res	823,950	152,450	140,450	835,950
Res	6,661,350	6,450	259,300	6,408,500
Total	7,485,300	158,900	399,750	7,244,450

<u>S.S. # 115 - (Purcells Cove)</u>				
Non-Res	496,050	27,800	278,750	245,100
Res	688,300	2,000	114,300	576,000
Total	1,184,350	29,800	393,050	821,100

Grand Totals

	<u>N.R. Real</u>	<u>N.R. Pers.</u>	<u>Res. Real</u>	<u>Res. Pers.</u>	<u>Total</u>
Total	1,320,000	180,250	7,349,650	8,450	8,858,350
Exempt	274,200	145,000	373,600	0	792,800
Net	1,045,800	35,250	6,976,050	8,450	8,065,550

No. of Assessments

Non-Res	240
Res	777
Poll	286
Total	1303

Comparisons 1962-1963

	<u>Real</u>	<u>Personal</u>	<u>Exempt</u>	<u>Total</u>
1962	8,294,950	178,325	753,250	7,720,025
1963	8,669,650	188,700	792,800	8,065,550

District No. 6

	<u>Real</u>	<u>Personal</u>	<u>Exempt</u>	<u>Total</u>
<u>S. S. # 0</u>				
Non-Res	18,500	0	1,200	17,300
Res	4,500	0	0	4,500
Total	<u>23,000</u>	<u>0</u>	<u>1,200</u>	<u>21,800</u>

<u>S. S. # 38 - (Fall River East)</u>				
Non-Res	319,925	55,675	73,725	301,875
Res	607,725	56,900	39,125	625,500
Total	<u>927,650</u>	<u>112,575</u>	<u>112,850</u>	<u>927,375</u>

<u>S. S. # 39 - (Fall River West)</u>				
Non-Res	15,825	15,600	10,000	21,425
Res	231,475	7,625	34,975	204,125
Total	<u>247,300</u>	<u>23,225</u>	<u>44,975</u>	<u>225,550</u>

<u>S. S. #68 - (Lakeview)</u>				
Non-Res	163,850	24,900	128,000	60,750
Res	232,475	47,400	17,800	262,075
Total	<u>396,325</u>	<u>72,300</u>	<u>145,800</u>	<u>322,825</u>

<u>S. S. #98 - (Oakfield, Enfield, Goffs, Oldham)</u>				
Non-Res	4,873,125	643,775	3,241,775	2,275,125
Res	697,450	38,650	120,650	615,450
Total	<u>5,570,575</u>	<u>682,425</u>	<u>3,362,425</u>	<u>2,890,575</u>

<u>S. S. # 109- (Porto Bello)</u>				
Non-Res	70,050	18,550	0	88,600
Res	219,050	3,775	7,500	215,325
Total	<u>289,100</u>	<u>22,325</u>	<u>7,500</u>	<u>303,925</u>

<u>S. S. # 144 - (Waverley)</u>				
Non-Res	629,425	143,200	286,025	486,600
Res	1,897,350	128,000	252,525	1,772,825
Total	<u>2,526,775</u>	<u>271,200</u>	<u>538,550</u>	<u>2,259,425</u>

<u>S. S. # 145 - (Wellington)</u>				
Non-Res	506,725	99,225	291,625	314,325
Res	831,800	68,950	82,300	818,450
Total	<u>1,338,525</u>	<u>168,175</u>	<u>373,925</u>	<u>1,132,775</u>

<u>S. S. # 152 - (Windsor Junction)</u>				
Non-Res	550,425	61,400	377,475	234,350
Res	516,100	10,175	64,550	461,725
Total	<u>1,066,525</u>	<u>71,575</u>	<u>442,025</u>	<u>696,075</u>

District No. 6

Grand Totals

	<u>N.R. Real</u>	<u>N.R. Pers.</u>	<u>Res. Real</u>	<u>Res. Pers.</u>	<u>Total</u>
Total	7,147,850	1,062,325	5,237,925	361,475	13,809,575
Exempt	4,207,075	202,750	619,125	300	5,029,250
Net	2,940,775	859,575	4,618,800	361,175	8,780,325

<u>No. of Assessments</u>	
Non-Res	689
Res	1243
Poll	400
Total	2332

Comparisons 1962 - 1963

	<u>Real</u>	<u>Personal</u>	<u>Exempt</u>	<u>Total</u>
1962	11,429,875	1,333,000	4,795,325	7,967,550
1963	12,385,775	1,423,800	5,029,250	8,780,325

District No. 7

	<u>Real</u>	<u>Personal</u>	<u>Exempt</u>	<u>Total</u>
<u>S. S. # 8 - (Black Point)</u>				
Non-Res	763,200	85,275	282,000	566,475
Res	761,000	46,425	116,050	691,375
Total	1,524,200	131,700	398,050	1,257,850

<u>S. S. # 9 - (Boutilliers Point)</u>				
Non-Res	554,850	55,050	267,700	342,200
Res	728,250	20,675	82,200	666,725
Total	1,283,100	75,725	349,900	1,008,925

<u>S. S. # 58 - (Hubbards)</u>				
Non-Res	737,750	143,200	208,500	672,450
Res	1,162,375	24,400	165,075	1,021,700
Total	1,900,125	167,600	373,575	1,694,150

<u>S. S. # 117 - (Hd. St. Margarets Bay)</u>				
Non-Res	2,353,850	126,875	1,581,000	899,725
Res	904,775	20,600	78,775	846,600
Total	3,258,625	147,475	1,659,775	1,746,325

<u>S. S. # 142 - (Upper Tantallon)</u>				
Non-Res	1,546,850	0	1,506,000	40,850
Res	5,550	0	0	5,550
Total	1,552,400	0	1,506,000	46,400

Grand Totals

	<u>N.R. Real</u>	<u>N.R. Pers.</u>	<u>Res. Real</u>	<u>Res. Pers.</u>	<u>Total</u>
Total	5,956,500	410,400	3,561,950	112,100	10,040,950
Exempt	3,644,200	201,000	436,900	5,200	4,287,300
Net	2,312,300	209,400	3,125,050	106,900	5,753,650

No. of Assessments

Non-Res	725
Res	928
Poll	239
Total	1892

Comparisons 1959 -1963

	<u>Real</u>	<u>Personal</u>	<u>Exempt</u>	<u>Total</u>
1959	9,081,600	484,900	4,268,950	5,297,550
1960	9,142,375	490,675	4,293,025	5,340,025
1961	9,258,850	499,000	4,304,325	5,453,525
1962	9,409,775	517,650	4,289,575	5,637,850
1963	9,518,450	522,500	4,287,300	5,753,650

District No. 8

	<u>Real</u>	<u>Personal</u>	<u>Exempt</u>	<u>Total</u>
<u>S. S. # 6 - (Bedford)</u>				
Non-Res	6,873,900	556,100	5,060,350	2,369,650
Res	9,659,550	609,900	903,275	9,366,175
Total	16,533,450	1,166,000	5,963,625	11,735,825

<u>S. S. # 50 - (Hammonds Plains)</u>				
Non-Res	230,650	188,650	246,875	172,425
Res	1,053,450	47,475	86,525	1,014,400
Total	1,284,100	236,125	333,400	1,186,825

<u>S. S. # 140 - (Upper Hammonds Plains)</u>				
Non-Res	25,375	39,750	18,750	46,375
Res	178,700	17,425	28,625	167,500
Total	204,075	57,175	47,375	213,875

Grand Totals

	<u>N.R. Real</u>	<u>N.R. Pers.</u>	<u>Res. Real</u>	<u>Res. Pers.</u>	<u>Total</u>
Total	7,129,925	784,500	10,891,700	674,800	19,480,925
Exempt	4,978,475	347,500	1,012,725	5,700	6,344,400
Net	2,151,450	437,000	9,878,975	669,100	13,136,525

No. of Assessments

Non-Res	490
Res	1564
Poll	511
Total	2565

Comparisons 1959 -1963

	<u>Real</u>	<u>Personal</u>	<u>Exempt</u>	<u>Total</u>
1959	20,789,975	1,267,900	7,460,350	14,597,525
1960	21,858,600	1,441,100	7,493,375	15,806,325
1961	24,095,650	1,759,775	7,563,300	18,292,125
1962	17,267,850	1,504,450	6,264,100	12,508,200
1963	18,021,625	1,459,300	6,344,400	13,136,525

District No. 9

	<u>Real</u>	<u>Personal</u>	<u>Exempt</u>	<u>Total</u>
S. S. # 32A - (Glen Margaret, Etc.)				
Non-Res	352,400	58,500	100,975	309,925
Res	<u>1,066,450</u>	<u>17,725</u>	<u>256,800</u>	<u>827,375</u>
Total	1,418,850	76,225	357,775	1,137,300

S. S. # 40 - (Five Island Lake, Etc.)				
Non-Res	438,625	445,225	681,250	202,600
Res	<u>540,500</u>	<u>8,575</u>	<u>25,600</u>	<u>523,475</u>
Total	979,125	453,800	706,850	726,075

S. S. # 41 - (Glen Haven)				
Non-Res	239,125	40,750	41,300	238,575
Res	<u>387,700</u>	<u>10,575</u>	<u>65,725</u>	<u>332,550</u>
Total	626,825	51,325	107,025	571,125

S. S. # 77 - (Tantallon)				
Non-Res	221,525	43,100	42,000	222,625
Res	<u>396,950</u>	<u>6,150</u>	<u>49,125</u>	<u>353,975</u>
Total	618,475	49,250	91,125	576,600

S. S. # 119 - (Seabright)				
Non-Res	219,175	87,300	84,000	222,475
Res	<u>427,450</u>	<u>13,400</u>	<u>39,675</u>	<u>401,175</u>
Total	646,625	100,700	123,675	623,650

S. S. # 142 - (Upper Tantallon)				
Non-Res	219,575	92,800	202,500	109,875
Res	<u>438,300</u>	<u>11,550</u>	<u>41,850</u>	<u>408,000</u>
Total	657,875	104,350	244,350	517,875

	<u>Grand Totals</u>				<u>Total</u>
	<u>N.R. Real</u>	<u>N.R. Pers.</u>	<u>Res. Real</u>	<u>Res. Pers.</u>	
Total	1,690,425	767,675	3,257,350	67,975	5,783,425
Exempt	415,525	736,500	477,900	875	1,630,800
Net	1,274,900	31,175	2,779,450	67,100	4,152,625

District No. 9 (Con't)

No. of Assessments

Non-Res	677
Res	1027
Poll	224
Total	<u>1928</u>

Comparisons 1959 - 1963

	<u>Real</u>	<u>Personal</u>	<u>Exempt</u>	<u>Total</u>
1959	5,928,225	402,350	2,073,175	4,259,400
1960	5,668,300	1,078,425	2,074,375	4,672,350
1961	6,018,400	1,104,950	2,118,050	5,005,300
1962	4,787,475	851,825	1,624,475	4,014,825
1963	4,947,775	835,650	1,630,800	4,152,625

District No. 10

	<u>Real</u>	<u>Personal</u>	<u>Exempt</u>	<u>Total</u>
<u>S. S. # 0</u>				
Non-Res	52,450	0	0	52,450
Res	<u>2,925</u>	<u>0</u>	<u>875</u>	<u>2,050</u>
Total	55,375	0	875	54,500

<u>S. S. # 2 - (Shad Bay, Bayside, Prospect)</u>				
Non-Res	493,275	125,525	156,950	461,850
Res	<u>1,036,100</u>	<u>19,375</u>	<u>211,625</u>	<u>843,850</u>
Total	1,529,375	144,900	368,575	1,305,700

<u>S. S. # 10 - (Brookside)</u>				
Non-Res	198,925	45,275	51,400	192,800
Res	<u>752,675</u>	<u>10,125</u>	<u>105,200</u>	<u>657,600</u>
Total	951,600	55,400	156,600	850,400

<u>S. S. # 32A - (West Dover)</u>				
Non-Res	28,250	22,425	34,025	16,650
Res	<u>170,600</u>	<u>5,350</u>	<u>35,750</u>	<u>140,200</u>
Total	198,850	27,775	69,775	156,850

<u>S. S. # 45 - (Goodwood)</u>				
Non-Res	651,750	35,300	35,100	651,950
Res	<u>334,700</u>	<u>7,425</u>	<u>42,800</u>	<u>299,325</u>
Total	986,450	42,725	77,800	951,275

<u>S. S. # 135 - (Terrence Bay)</u>				
Non-Res	63,275	28,000	33,850	57,425
Res	<u>528,550</u>	<u>7,925</u>	<u>100,725</u>	<u>435,750</u>
Total	591,825	35,925	134,575	493,175

Grand Totals

	<u>N.R. Real</u>	<u>N.R. Pers.</u>	<u>Res. Real</u>	<u>Res. Pers.</u>	<u>Total</u>
Total	1,487,925	256,525	2,825,550	50,200	4,620,200
Exempt	69,675	241,650	496,575	400	808,300
Net	1,418,250	14,875	2,328,975	49,800	3,811,900

District No. 10 (Con't)

<u>No. of Assessments</u>	
Non-Res	711
Res	1286
Poll	279
Total	<u>2276</u>

Comparisons 1959 - 1963

	<u>Real</u>	<u>Personal</u>	<u>Exempt</u>	<u>Total</u>
1959	2,780,500	236,075	493,350	2,523,225
1960	2,916,025	239,700	561,350	2,594,375
1961	3,147,675	301,425	655,250	2,793,850
1962	4,163,000	316,650	793,275	3,686,375
1963	4,313,475	306,725	808,300	3,811,900

District No. 11

	<u>Real</u>	<u>Personal</u>	<u>Exempt</u>	<u>Total</u>
<u>S. S. #51 - (Harrietsfield)</u>				
Non-Res	70,000	9,400	0	79,400
Res	<u>405,300</u>	<u>2,925</u>	<u>66,550</u>	<u>341,675</u>
Total	475,300	12,325	66,550	421,075

<u>S. S. #56 - (Herring Cove)</u>				
Non-Res	170,000	44,700	31,250	183,450
Res	<u>1,723,250</u>	<u>16,550</u>	<u>163,375</u>	<u>1,576,425</u>
Total	1,893,250	61,250	194,625	1,759,875

<u>S. S. #64 - (Ketch Harbour)</u>				
Non-Res	108,775	28,275	49,550	87,500
Res	<u>257,425</u>	<u>1,750</u>	<u>86,625</u>	<u>172,550</u>
Total	366,200	30,025	136,175	260,050

<u>S. S. # 111 - (Portuguese Cove)</u>				
Non-Res	88,550	530,525	565,525	53,550
Res	<u>211,650</u>	<u>4,600</u>	<u>26,925</u>	<u>189,325</u>
Total	300,200	535,125	592,450	242,875

<u>S. S. # 118 - (Sambro, Pennant)</u>				
Non-Res	95,450	26,350	57,375	64,425
Res	<u>358,000</u>	<u>14,050</u>	<u>66,675</u>	<u>305,375</u>
Total	453,450	40,400	124,050	369,800

Grand Totals

	<u>N.R. Real</u>	<u>N.R. Pers.</u>	<u>Res. Real</u>	<u>Res. Pers.</u>	<u>Total</u>
Total	532,775	639,250	2,955,625	39,875	4,167,525
Exempt	134,000	569,700	407,325	2,825	1,113,850
Net	398,775	69,550	2,548,300	37,050	3,053,675

No. of Assessments

Non-Res	421
Res	1016
Pol.l.	204
Total	<u>1641</u>

Comparisons - 1959 - 1963

	<u>Real</u>	<u>Personal</u>	<u>Exempt</u>	<u>Total</u>
1959	7,883,200	802,400	1,620,075	7,065,525
1960	9,627,750	857,850	1,851,075	8,634,525
1961	10,346,000	880,325	1,822,125	9,404,200
1962	3,309,050	684,550	1,119,075	2,874,525
1963	3,488,400	679,125	1,113,850	3,053,675

District No 12

	<u>Real</u>	<u>Personal</u>	<u>Exempt</u>	<u>Total</u>
<u>S. S. #1 - (Armdale)</u>				
Non-Res	1,673,550	356,900	638,050	1,392,400
Res	11,911,075	74,675	1,313,400	10,672,350
Total	<u>13,584,625</u>	<u>431,575</u>	<u>1,951,450</u>	<u>12,064,750</u>

<u>S. S. #62 - (Jollimore)</u>				
Non-Res	75,750	2,900	0	78,650
Res	708,200	3,900	7,500	704,600
Total	<u>783,950</u>	<u>6,800</u>	<u>7,500</u>	<u>783,250</u>

Grand Totals

	<u>N.R. Real</u>	<u>N.R. Pers.</u>	<u>Res. Real</u>	<u>Res. Pers.</u>	<u>Total</u>
Total	1,749,300	359,800	12,619,275	78,575	14,806,950
Exempt	353,050	285,000	1,312,900	8,000	1,958,950
Net	<u>1,396,350</u>	<u>74,800</u>	<u>11,306,375</u>	<u>70,575</u>	<u>12,848,000</u>

No. of Assessments

Non-Res	171
Res	1313
Poll	<u>737</u>
Total	<u>2221</u>

Comparisons 1959 - 1963

	<u>Real</u>	<u>Personal</u>	<u>Exempt</u>	<u>Total</u>
1959	37,015,225	1,272,750	4,547,025	33,740,950
1960	39,500,175	1,301,900	5,054,800	35,747,275
1961	41,545,050	2,139,800	5,734,175	37,950,675
1962	14,034,575	389,450	1,960,650	12,463,375
1963	14,368,575	438,375	1,958,950	12,848,000

District No. 13

	<u>Real</u>	<u>Personal</u>	<u>Exempt</u>	<u>Total</u>
<u>S. S. #25 - (Devils Island)</u>				
Non-Res	12,500	0	12,100	400
Res	0	0	0	0
Total	<u>12,500</u>	<u>0</u>	<u>12,100</u>	<u>400</u>

<u>S. S. #34 - (Eastern Passage - Cow Bay)</u>				
Non-Res	16,946,625	2,008,825	16,878,900	2,076,550
Res	4,288,750	784,750	463,450	4,610,050
Total	<u>21,235,375</u>	<u>2,793,575</u>	<u>17,342,350</u>	<u>6,686,600</u>

<u>S. S. #80 - (McNabs Island)</u>				
Non-Res	131,750	0	115,925	15,825
Res	36,275	0	1,375	34,900
Total	<u>168,025</u>	<u>0</u>	<u>117,300</u>	<u>50,725</u>

Grand Totals

	<u>N.R. Real</u>	<u>N.R. Pers.</u>	<u>Res. Real</u>	<u>Res. Pers.</u>	<u>Total</u>
Total	17,090,875	2,008,825	4,325,025	784,750	24,209,475
Exempt	15,790,050	1,216,875	464,825	0	17,471,750
Net	<u>1,300,825</u>	<u>791,950</u>	<u>3,860,200</u>	<u>784,750</u>	<u>6,737,725</u>

No. of Assessments

Non-Res	209
Res	842
Poll	854
Total	<u>1905</u>

Comparisons - 1959 - 1963

	<u>Real</u>	<u>Personal</u>	<u>Exempt</u>	<u>Total</u>
1959	21,777,900	2,196,350	19,143,000	4,831,250
1960	21,978,900	2,115,575	19,244,000	4,850,475
1961	21,250,350	2,865,400	17,474,625	6,641,125
1962	21,368,800	2,738,625	17,471,225	6,636,200
1963	21,415,900	2,793,575	17,471,750	6,737,725

District No. 14

	<u>Real</u>	<u>Personal</u>	<u>Exempt</u>	<u>Total</u>
<u>S. S. #20 - (Cole Harbour)</u>				
Non-Res	345,775	115,950	209,950	251,775
Res	3,391,650	230,725	1,460,975	2,161,400
Total	3,737,425	346,675	1,670,925	2,413,175

<u>S. S. #67 - (Cherry Brook)</u>				
Non-Res	9,075	9,150	3,750	14,475
Res	176,500	1,550	52,050	126,000
Total	185,575	10,700	55,800	140,475

<u>S. S. #85 - (Montague)</u>				
Non-Res	8,075	14,550	3,750	18,875
Res	63,825	825	3,450	61,200
Total	71,900	15,375	7,200	80,075

<u>S. S. #109 - (Westphal)</u>				
Non-Res	531,875	117,075	90,000	558,950
Res	1,789,075	357,800	829,575	1,317,300
Total	2,320,950	474,875	919,575	1,876,250

Grand Totals

	<u>N.R. Real</u>	<u>N.R. Pers.</u>	<u>Res. Real</u>	<u>Res. Pers.</u>	<u>Total</u>
Total	894,800	256,725	5,421,050	590,900	7,163,475
Exempt	147,450	160,000	2,177,475	168,575	2,653,500
Net	747,350	96,725	3,243,575	422,325	4,509,975

No. of Assessments

Non-Res	454
Res	738
Poll	173
Total	1365

Comparisons 1959 - 1963

	<u>Real</u>	<u>Personal</u>	<u>Exempt</u>	<u>Total</u>
1959	19,829,825	1,009,875	3,132,250	17,707,450
1960	23,383,975	1,173,050	3,149,025	21,408,000
1961	4,223,425	494,150	1,945,100	2,772,475
1962	4,826,075	587,900	2,115,325	3,298,650
1963	6,315,850	847,625	2,653,500	4,509,975

District No. 15

	<u>Real</u>	<u>Personal</u>	<u>Exempt</u>	<u>Total</u>
<u>S. S. #20 - (Cole Harbour)</u>				
Non-Res	48,600	15,175	9,375	54,400
Res	38,250	1,000	0	39,250
Total	86,850	16,175	9,375	93,650

<u>S. S. #82 - (Mid. Porters Lake)</u>				
Non-Res	51,800	12,400	12,000	52,200
Res	51,775	1,800	3,350	50,225
Total	103,575	14,200	15,350	102,425

<u>S. S. #149 - (East & West Lawrencetown, Seaforth, 3 Fathom Hbr.)</u>				
Non-Res	994,375	227,650	828,250	393,775
Res	592,050	24,075	94,650	521,475
Total	1,586,425	251,725	922,900	915,250

Grand Totals

	<u>N.R. Real</u>	<u>N.R. Pers.</u>	<u>Res. Real</u>	<u>Res. Pers.</u>	<u>Total</u>
Total	1,094,775	255,225	682,075	26,875	2,058,950
Exempt	691,500	155,625	100,500	0	947,625
Net	403,275	99,600	581,575	26,875	1,111,325

No. of Assessments

Non-Res	404
Res	442
Poll	55
Total	901

Comparisons 1959 - 1963

	<u>Real</u>	<u>Personal</u>	<u>Exempt</u>	<u>Total</u>
1959	1,505,775	231,875	883,800	853,850
1960	1,525,675	226,925	885,600	867,000
1961	1,597,275	230,500	888,600	939,175
1962	1,725,300	273,400	941,875	1,056,825
1963	1,776,850	282,100	947,625	1,111,325

District No. 16

	<u>Real</u>	<u>Personal</u>	<u>Exempt</u>	<u>Total</u>
<u>S.S. # 32 - (East Preston)</u>				
Non-Res	53,050	60,350	40,000	73,400
Res	319,025	5,875	78,850	246,050
Total	372,075	66,225	118,850	319,450

<u>S.S. # 92- (North Preston)</u>				
Non-Res	7,350	15,400	10,000	12,750
Res	208,375	5,350	134,250	79,475
Total	215,725	20,750	144,250	92,225

<u>S.S. #110 - (Porters Lake - Lake Echo)</u>				
Non-Res	143,400	34,975	32,500	145,875
Res	391,900	5,325	15,775	381,450
Total	535,300	40,300	48,275	527,325

Grand Totals

	<u>N.R. Real</u>	<u>N.R. Pers.</u>	<u>Res. Real</u>	<u>Res. Pers.</u>	<u>Total</u>
Total	203,800	110,725	919,300	16,550	1,250,375
Exempt	2,500	80,000	228,725	150	311,375
Net	201,300	30,725	690,575	16,400	939,000

No. of Assessments

Non-Res	245
Res	603
Poll	88
Total	936

Comparisons 1959 - 1963

	<u>Real</u>	<u>Personal</u>	<u>Exempt</u>	<u>Total</u>
1959	774,350	120,350	242,675	652,025
1960	799,750	120,650	243,650	676,750
1961	870,325	118,550	240,800	748,075
1962	999,950	125,325	313,125	812,150
1963	1,123,100	127,275	311,375	939,000

District No. 17

	<u>Real</u>	<u>Personal</u>	<u>Exempt</u>	<u>Total</u>
<u>S.S. # 27-(East Chezzetcook)</u>				
Non-Res	43,825	27,275	25,875	45,225
Res	348,300	6,875	100,475	254,700
Total	392,125	34,150	126,350	299,925
<u>S.S. # 46 - (Grand Desert)</u>				
Non-Res	54,400	22,600	65,900	11,100
Res	218,825	6,175	48,100	176,900
Total	273,225	28,775	114,000	188,000
<u>S.S. # 53 - (Head Chezzetcook)</u>				
Non-Res	375,650	66,550	334,200	108,000
Res	365,425	14,150	74,850	304,725
Total	741,075	80,700	409,050	412,725
<u>S.S. # 73 - (Lr. E. Chezzetcook)</u>				
Non-Res	21,125	17,625	17,625	21,125
Res	59,200	0	5,675	53,525
Total	80,325	17,625	23,300	74,650
<u>S.S. # 110 - (Porters Lake)</u>				
Non-Res	71,925	17,975	17,500	72,400
Res	340,925	8,100	134,125	214,900
Total	412,850	26,075	151,625	287,300
<u>S.S. # 146 - (West Chezzetcook)</u>				
Non-Res	249,600	40,075	244,425	45,250
Res	478,050	3,425	138,125	343,350
Total	727,650	43,500	382,550	388,600

District No. 17
Grand Totals

	<u>N.R. Real</u>	<u>N.R. Pers.</u>	<u>Res. Real</u>	<u>Res. Pers.</u>	<u>Total</u>
Total	816,525	192,100	1,810,725	38,725	2,858,075
Exempt	521,400	184,125	500,850	500	1,206,875
Net	295,125	7,975	1,309,875	38,225	1,651,200

<u>No. of Assessments</u>	
Non-Res	314
Res	949
Poll	163
Total	1426

Comparisons - 1959-1963

	<u>Real</u>	<u>Personal</u>	<u>Exempt</u>	<u>Total</u>
1959	2,345,450	237,975	1,153,300	1,430,125
1960	2,375,175	268,150	1,155,625	1,487,700
1961	2,478,650	236,600	1,155,175	1,560,075
1962	2,562,975	234,350	1,189,275	1,608,050
1963	2,627,250	230,825	1,206,875	1,651,200

District No. 18

	<u>Real</u>	<u>Personal</u>	<u>Exempt</u>	<u>Total</u>
S.S. # 91 - (Musq. Hbr., Bayers Sett., E. & W. Petpeswick)				
Non-Res	849,625	114,450	641,050	323,025
Res	1,094,175	115,025	180,775	1,028,425
Total	1,943,800	229,475	821,825	1,351,450

<u>S.S. #100 - (Ostrea Lake)</u>				
Non-Res	23,725	24,900	25,350	23,275
Res	93,475	2,750	27,225	69,000
Total	117,200	27,650	52,575	92,275

<u>S.S. #106 - (Pennant Point)</u>				
Non-Res	14,500	6,000	8,900	11,600
Res	28,150	400	11,450	17,100
Total	42,650	6,400	20,350	28,700

Grand Totals

	<u>N.R. Real</u>	<u>N.R. Pers.</u>	<u>Res. Real</u>	<u>Res. Pers.</u>	<u>Total</u>
Total	887,850	145,350	1,215,800	118,175	2,367,175
Exempt	540,550	134,750	208,950	10,500	894,750
Net	347,300	10,600	1,006,850	107,675	1,472,425

No. of Assessments

Non-Res	331
Res	550
Poll	87
Total	968

Comparisons - 1959-1963

	<u>Real</u>	<u>Personal</u>	<u>Exempt</u>	<u>Total</u>
1959	1,827,700	285,075	879,300	1,233,475
1960	1,871,325	233,850	889,450	1,215,725
1961	1,962,175	242,050	890,600	1,313,625
1962	2,020,200	263,200	879,000	1,404,400
1963	2,103,650	263,525	894,750	1,472,425

District No 19

	<u>Real</u>	<u>Personal</u>	<u>Exempt</u>	<u>Total</u>
<u>S.S. # 0</u>				
Non-Res	8,375	0	0	8,375
Res	<u>3,300</u>	<u>0</u>	<u>0</u>	<u>3,300</u>
Total	11,675	0	0	11,675

<u>S.S. # 35 (East Jeddore, Oyster Pond, Lake Charlotte)</u>				
Non-Res	137,150	85,450	96,050	126,550
Res	<u>636,775</u>	<u>25,500</u>	<u>219,900</u>	<u>442,375</u>
Total	773,925	110,950	315,950	568,925

<u>S.S. # 40A - (Ship Harbour, Owls Head, Clam Hbr., Etc.)</u>				
Non-Res.	285,475	97,200	129,575	253,100
Res	<u>416,950</u>	<u>15,475</u>	<u>129,350</u>	<u>303,075</u>
Total	702,425	112,675	258,925	556,175

<u>S.S. # 54 - (Head Jeddore)</u>				
Non-Res	82,050	41,200	37,500	85,750
Res	<u>319,000</u>	<u>4,925</u>	<u>61,500</u>	<u>262,425</u>
Total	401,050	46,125	99,000	348,175

<u>S.S. # 139 - (Upper Lakeville)</u>				
Non-Res	88,775	7,500	7,500	88,775
Res	<u>70,725</u>	<u>500</u>	<u>8,300</u>	<u>62,925</u>
Total	159,500	8,000	15,800	151,700

<u>S.S. # 148 - (West Jeddore)</u>				
Non-Res	17,925	15,950	17,950	15,925
Res	<u>122,750</u>	<u>1,000</u>	<u>24,400</u>	<u>99,350</u>
Total	140,675	16,950	42,350	115,275

Grand Totals

	<u>N.R. Real</u>	<u>N.R. Pers.</u>	<u>Res. Real</u>	<u>Res. Pers.</u>	<u>Total</u>
Total	619,750	247,300	1,569,500	47,400	2,483,950
Exempt	55,325	233,250	440,550	2,900	732,025
Net	564,425	14,050	1,128,950	44,500	1,751,925

District No. 19 (Con't)

No. of Assessments

Non-Res	461
Res	840
Poll	103
Total	<u>1404</u>

Comparisons - 1959 - 1963

	<u>Real</u>	<u>Personal</u>	<u>Exempt</u>	<u>Total</u>
1959	1,936,550	304,550	593,225	1,647,875
1960	1,941,950	296,575	601,775	1,636,750
1961	1,987,650	293,525	599,225	1,681,950
1962	2,042,425	291,750	632,350	1,701,825
1963	2,189,250	294,700	732,025	1,751,925

District No. 20

<u>S.S. #</u>	<u>Real</u>	<u>Personal</u>	<u>Exempt</u>	<u>Total</u>
<u>S.S. # 0</u>				
Non-Res	15,575	0	0	15,575
Res	0	0	0	0
Total	<u>15,575</u>	<u>0</u>	<u>0</u>	<u>15,575</u>
<u>S.S. # 33 - (Ship Harbour East)</u>				
Non-Res	29,250	69,700	74,200	24,750
Res	<u>123,975</u>	<u>7,500</u>	<u>50,550</u>	<u>80,925</u>
Total	<u>153,225</u>	<u>77,200</u>	<u>124,750</u>	<u>105,675</u>
<u>S.S. # 40A -(Head Ship Hbr.)</u>				
Non-Res	2,725	0	0	2,725
Res	<u>1,150</u>	<u>0</u>	<u>0</u>	<u>1,150</u>
Total	<u>3,875</u>	<u>0</u>	<u>0</u>	<u>3,875</u>
<u>S.S. # 50A -(Popes Harbour, Spry Bay. Spry Hbr.)</u>				
Non-Res	86,025	75,400	120,800	40,625
Res	<u>273,275</u>	<u>7,200</u>	<u>75,400</u>	<u>205,075</u>
Total	<u>359,300</u>	<u>82,600</u>	<u>196,200</u>	<u>245,700</u>
<u>S.S. # 86 - (Mooseland)</u>				
Non-Res	129,575	53,150	45,250	137,475
Res	<u>153,150</u>	<u>10,350</u>	<u>7,900</u>	<u>155,600</u>
Total	<u>282,725</u>	<u>63,500</u>	<u>53,150</u>	<u>293,075</u>
<u>S.S. #89 - (Murphys Cove)</u>				
Non-Res	3,650	18,025	17,625	4,050
Res	<u>67,125</u>	<u>900</u>	<u>13,550</u>	<u>54,475</u>
Total	<u>70,775</u>	<u>18,925</u>	<u>31,175</u>	<u>58,525</u>
<u>S.S. # 105 - (Pleasant Harbour)</u>				
Non-Res	16,450	27,575	27,375	16,650
Res	<u>71,975</u>	<u>350</u>	<u>18,650</u>	<u>53,675</u>
Total	<u>88,425</u>	<u>27,925</u>	<u>46,025</u>	<u>70,325</u>
<u>S.S. # 134 - (Tangier)</u>				
Non-Res	38,150	28,250	51,650	14,750
Res	<u>162,975</u>	<u>10,200</u>	<u>89,200</u>	<u>83,975</u>
Total	<u>201,125</u>	<u>38,450</u>	<u>140,850</u>	<u>98,725</u>

District No. 20 (Con't)

Grand Totals

	<u>N.R. Real</u>	<u>N.R. Pers.</u>	<u>Res. Real</u>	<u>Res. Pers.</u>	<u>Total</u>
Total	321,400	272,100	853,625	36,500	1,483,625
Exempt	80,300	256,600	255,250	0	592,150
Net	241,100	15,500	598,375	36,500	891,475

No. of Assessments

Non-Res	180
Res	487
Poll	65
Total	732

Comparisons - 1959-1963

	<u>Real</u>	<u>Personal</u>	<u>Exempt</u>	<u>Total</u>
1959	1,075,325	288,175	528,950	834,550
1960	1,076,875	296,925	532,800	841,000
1961	1,094,700	290,850	527,150	858,400
1962	1,133,475	290,800	565,100	859,175
1963	1,175,025	308,600	592,150	891,475

District No. 21

	<u>Real</u>	<u>Personal</u>	<u>Exempt</u>	<u>Total</u>
<u>S.S. # 72 - (Lochaber)</u>				
Non-Res	1,034,500	12,500	1,015,000	32,000
Res	65,100	1,200	13,350	52,950
Total	1,099,600	13,700	1,028,350	84,950

<u>S. S. #90 - (Mushaboom)</u>				
Non-Res	11,950	54,600	63,600	2,950
Res	78,800	2,850	25,450	56,150
Total	90,750	57,450	89,050	59,150

<u>S. S. #124 - (Sheet Harbour)</u>				
Non-Res	1,638,000	192,700	1,723,350	107,350
Res	2,562,025	155,900	512,700	2,205,225
Total	4,200,025	348,600	2,236,050	2,312,575

<u>S.S. # 125 - (Sheet Harbour Passage)</u>				
Non-Res	7,325	24,000	30,200	1,125
Res	31,500	0	11,600	19,900
Total	38,825	24,000	41,800	21,025

<u>S.S. # 126 - (Marinette)</u>				
Non-Res	5,150	200	0	5,350
Res	24,150	175	3,800	20,525
Total	29,300	375	3,800	25,875

<u>S. S. # 128 - (Sober Island)</u>				
Non-Res	6,600	27,400	32,050	1,950
Res	36,075	700	13,600	23,175
Total	42,675	28,100	45,650	25,125

Grand Totals

	<u>N.R. Real</u>	<u>N.R. Pers.</u>	<u>Res. Real</u>	<u>Res. Pers.</u>	<u>Total</u>
Total	2,703,525	311,400	2,797,650	160,825	5,973,400
Exempt	2,572,850	291,350	573,450	7,050	3,444,700
Net	130,675	20,050	2,224,200	153,775	2,528,700

District No. 21 (Con't)

No. of Assessments

Non-Res	135
Res	661
Poll	<u>125</u>
Total	921

Comparisons 1959 - 1963

	<u>Real</u>	<u>Personal</u>	<u>Exempt</u>	<u>Total</u>
1959	5,635,050	569,250	3,417,675	2,786,625
1960	5,658,875	538,525	3,414,750	2,782,650
1961	5,503,650	535,825	3,425,550	2,613,925
1962	5,491,100	489,725	3,435,600	2,545,225
1963	5,501,175	472,225	3,444,700	2,528,700

District No. 22

	<u>Real</u>	<u>Personal</u>	<u>Exempt</u>	<u>Total</u>
<u>S.S. # 5 - (Beaver Harbour)</u>				
Non-Res	8,900	20,450	25,750	3,600
Res	32,600	125	10,750	21,975
Total	41,500	20,575	36,500	25,575

<u>S.S. # 33A - (Moser River, Etc.)</u>				
Non-Res	46,450	85,650	86,650	45,450
Res	423,400	49,150	126,125	346,425
Total	469,850	134,800	212,775	391,875

<u>S.S. # 35 - (Ecum Secum)</u>				
Non-Res	14,200	21,950	26,750	9,400
Res	54,075	950	13,700	41,325
Total	68,275	22,900	40,450	50,725

<u>S.S. # 108 - (Port Dufferin)</u>				
Non-Res	54,700	43,550	68,475	29,775
Res	159,300	10,225	40,075	129,450
Total	214,000	53,775	108,550	159,225

<u>S.S. # 151 - (West Quoddy)</u>				
Non-Res	14,125	31,000	35,100	10,025
Res	60,950	800	20,125	41,625
Total	75,075	31,800	55,225	51,650

Grand Totals

	<u>N. R. Real</u>	<u>N.R. Pers.</u>	<u>Res. Real</u>	<u>Res. Pers.</u>	<u>Total</u>
Total	138,375	202,600	730,325	61,250	1,132,550
Exempt	46,975	195,750	210,775	0	453,500
Net	91,400	6,850	519,550	61,250	679,050

No. of Assessments

Non-Res	206
Res	649
Poll	56
Total	911

Comparisons 1959 - 1963

	<u>Real</u>	<u>Personal</u>	<u>Exempt</u>	<u>Total</u>
1959	824,750	268,775	435,800	657,725
1960	829,300	267,975	437,150	660,125
1961	858,600	266,925	444,800	680,725
1962	856,000	266,725	440,050	682,675
1963	868,700	263,850	453,500	679,050

District No. 23

	<u>Real</u>	<u>Personal</u>	<u>Exempt</u>	<u>Total</u>
<u>S. S. # 0</u>				
Non-Res	344,325	43,500	43,500	344,325
Res	<u>494,425</u>	<u>200</u>	<u>0</u>	<u>494,625</u>
Total	<u>838,750</u>	<u>43,700</u>	<u>43,500</u>	<u>838,950</u>

<u>S. S. # 37 - (Elmsvale)</u>				
Non-Res	104,825	16,000	103,850	16,975
Res	<u>74,625</u>	<u>8,625</u>	<u>5,625</u>	<u>77,625</u>
Total	<u>179,450</u>	<u>24,625</u>	<u>109,475</u>	<u>94,600</u>

<u>S. S. #57 - (Higginsville)</u>				
Non-Res	2,950	6,000	6,000	2,950
Res	<u>51,100</u>	<u>7,550</u>	<u>3,375</u>	<u>55,275</u>
Total	<u>54,050</u>	<u>13,550</u>	<u>9,375</u>	<u>58,225</u>

<u>S. S. #70 - (Lindsay Lake)</u>				
Non-Res	26,775	6,000	6,000	26,775
Res	<u>28,300</u>	<u>6,425</u>	<u>2,100</u>	<u>32,625</u>
Total	<u>55,075</u>	<u>12,425</u>	<u>8,100</u>	<u>59,400</u>

<u>S. S. #87 - (Moose River)</u>				
Non-Res	400	0	0	400
Res	<u>400</u>	<u>0</u>	<u>0</u>	<u>400</u>
Total	<u>800</u>	<u>0</u>	<u>0</u>	<u>800</u>

<u>S. S. #140A - (Upper Musquodoboit, Etc.)</u>				
Non-Res	529,050	215,475	467,150	277,375
Res	<u>941,625</u>	<u>233,850</u>	<u>179,000</u>	<u>996,475</u>
Total	<u>1,470,675</u>	<u>449,325</u>	<u>646,150</u>	<u>1,273,850</u>

Grand Totals

	<u>N.R. Real</u>	<u>N.R. Pers.</u>	<u>Res. Real</u>	<u>Res. Pers.</u>	<u>Total</u>
Total	1,008,325	286,975	1,590,475	256,650	3,142,425
Exempt	<u>393,475</u>	<u>233,025</u>	<u>189,150</u>	<u>950</u>	<u>816,600</u>
Net	<u>614,850</u>	<u>53,950</u>	<u>1,401,325</u>	<u>255,700</u>	<u>2,325,825</u>

No. of Assessments

Non-Res	185
Res	501
Poll	46
Total	<u>732</u>

District No. 23

Comparisons - 1959 - 1963

	<u>Real</u>	<u>Personal</u>	<u>Exempt</u>	<u>Total</u>
1959	2,505,400	479,375	692,525	2,292,250
1960	2,502,000	524,175	704,700	2,321,475
1961	2,502,850	539,600	709,800	2,332,650
1962	2,498,750	563,100	716,200	2,345,650
1963	2,598,800	543,625	816,600	2,325,825

District No. 24

	<u>Real</u>	<u>Personal</u>	<u>Exempt</u>	<u>Total</u>
<u>S. S. # 11 - (Brookvale)</u>				
Non-Res	4,500	27,000	27,000	4,500
Res	<u>121,525</u>	<u>37,300</u>	<u>11,800</u>	<u>147,025</u>
Total	<u>126,025</u>	<u>64,300</u>	<u>38,800</u>	<u>151,525</u>
<u>S. S. # 16 - (Chaswood)</u>				
Non-Res	18,450	60,000	60,000	18,450
Res	<u>103,825</u>	<u>21,475</u>	<u>6,575</u>	<u>118,725</u>
Total	<u>122,275</u>	<u>81,475</u>	<u>66,575</u>	<u>137,175</u>
<u>S.S. # 37 - (Elmsvale)</u>				
Non-Res	242,475	26,850	253,950	15,375
Res	<u>109,650</u>	<u>18,250</u>	<u>7,950</u>	<u>120,950</u>
Total	<u>352,125</u>	<u>46,100</u>	<u>261,900</u>	<u>136,325</u>
<u>S. S. # 43 - (Glenmore)</u>				
Non-Res	16,325	15,025	15,000	16,350
Res	<u>45,400</u>	<u>8,175</u>	<u>4,925</u>	<u>48,650</u>
Total	<u>61,725</u>	<u>23,200</u>	<u>19,925</u>	<u>65,000</u>
<u>S. S. # 57 - (Higginsville)</u>				
Non-Res	4,725	21,000	21,000	4,725
Res	<u>65,475</u>	<u>15,775</u>	<u>11,325</u>	<u>69,925</u>
Total	<u>70,200</u>	<u>36,775</u>	<u>32,325</u>	<u>74,650</u>
<u>S. S. # 70 - (Lindsay Lake)</u>				
Non-Res	0	0	0	0
Res	<u>875</u>	<u>0</u>	<u>0</u>	<u>875</u>
Total	<u>875</u>	<u>0</u>	<u>0</u>	<u>875</u>
<u>S.S. # 87 - (Moose River)</u>				
Non-Res	44,575	9,000	10,050	43,525
Res	<u>26,300</u>	<u>4,375</u>	<u>12,450</u>	<u>18,225</u>
Total	<u>70,875</u>	<u>13,375</u>	<u>22,500</u>	<u>61,750</u>
<u>S.S. # 94 - (Middle Musquodoboit)</u>				
Non-Res	217,325	85,775	216,950	86,150
Res	<u>1,036,125</u>	<u>142,550</u>	<u>518,700</u>	<u>659,975</u>
Total	<u>1,253,450</u>	<u>228,325</u>	<u>735,650</u>	<u>746,125</u>
<u>S. S. # 129 - (Mid. Musquodoboit South)</u>				
Non-Res	189,175	47,275	191,175	45,275
Res	<u>134,925</u>	<u>38,075</u>	<u>7,075</u>	<u>165,925</u>
Total	<u>324,100</u>	<u>85,350</u>	<u>198,250</u>	<u>211,200</u>

District No. 24

Grand Totals

	<u>N.R. Real</u>	<u>N.R. Pers.</u>	<u>Res. Real</u>	<u>Res. Pers.</u>	<u>Total</u>
Total	737,550	291,925	1,644,100	286,975	2,960,550
Exempt	535,000	260,125	556,950	23,850	1,375,925
Net	202,550	31,800	1,087,150	263,125	1,584,625

No. of Assessments

Non-Res	130
Res	493
Poll	97
Total	720

Comparisons 1959 - 1963

	<u>Real</u>	<u>Personal</u>	<u>Exempt</u>	<u>Total</u>
1959	2,320,200	540,075	1,297,950	1,562,325
1960	2,327,825	599,575	1,304,675	1,622,725
1961	2,390,575	602,900	1,382,475	1,611,000
1962	2,388,125	584,550	1,381,600	1,591,075
1963	2,381,650	578,900	1,375,925	1,584,625

District No. 25

	<u>Real</u>	<u>Personal</u>	<u>Exempt</u>	<u>Total</u>
<u>S. S. #0</u>				
Non-Res	400	0	0	400
Res	<u>1,350</u>	<u>0</u>	<u>0</u>	<u>1,350</u>
Total	1,750	0	0	1,750
<u>S.S. # 3½ - (Devon)</u>				
Non-Res	35,950	34,000	0	69,950
Res	<u>12,250</u>	<u>100</u>	<u>25</u>	<u>12,325</u>
Total	48,200	34,100	25	82,275
<u>S.S. # 36 - (Elderbank)</u>				
Non-Res	130,250	95,050	196,750	28,550
Res	<u>263,950</u>	<u>39,925</u>	<u>47,250</u>	<u>256,625</u>
Total	394,200	134,975	244,000	285,175
<u>S.S. # 63 - (Kerrs)</u>				
Non-Res	67,975	300	0	68,275
Res	<u>3,125</u>	<u>0</u>	<u>125</u>	<u>3,000</u>
Total	71,100	300	125	71,275
<u>S.S. # 66 - (Lake Egmont)</u>				
Non-Res	62,075	30,250	30,250	62,075
Res	<u>34,125</u>	<u>2,750</u>	<u>8,075</u>	<u>28,800</u>
Total	96,200	33,000	38,325	90,875
<u>S.S. # 74 - (Lr. Meaghers Grant)</u>				
Non-Res	332,750	36,400	290,375	78,775
Res	<u>215,500</u>	<u>48,300</u>	<u>33,800</u>	<u>230,000</u>
Total	548,250	84,700	324,175	308,775
<u>S.S. # 98 - (Oldham)</u>				
Non-Res	2,050	0	0	2,050
Res	<u>1,325</u>	<u>0</u>	<u>0</u>	<u>1,325</u>
Total	3,375	0	0	3,375
<u>S.S. # 127 - (Meaghers Grant)</u>				
Non-Res	248,550	50,425	254,800	44,175
Res	<u>94,350</u>	<u>6,025</u>	<u>11,425</u>	<u>88,950</u>
Total	342,900	56,450	266,225	133,125

District No. 25

Grand Totals

	<u>N.R. Real</u>	<u>N.R. Pers.</u>	<u>Res. Real</u>	<u>Res. Pers.</u>	<u>Total</u>
Total	880,000	246,425	625,975	97,100	1,849,500
Exempt	565,425	206,750	100,625	75	872,875
Net	314,575	39,675	525,350	97,025	976,625

No. of Assessments

Non-Res	129
Res	310
Poll	32
Total	471

Comparisons 1959 - 1963

	<u>Real</u>	<u>Personal</u>	<u>Exempt</u>	<u>Total</u>
1959	1,517,650	299,675	842,550	974,775
1960	1,506,450	339,800	845,225	1,001,025
1961	1,508,275	333,075	868,225	973,125
1962	1,498,275	351,325	871,475	978,125
1963	1,505,975	343,525	872,875	976,625

District No. 26

	<u>Real</u>	<u>Personal</u>	<u>Exempt</u>	<u>Total</u>
<u>S.S. # 0 - (Elmsdale, Milford, Lantz)</u>				
Non-Res	22,450	15,700	0	38,150
Res	<u>259,675</u>	<u>43,425</u>	<u>8,100</u>	<u>295,000</u>
Total	282,125	59,125	8,100	333,150

<u>S.S. # 13 - (Carrolls Corner)</u>				
Non-Res	52,475	49,650	44,250	57,875
Res	<u>222,400</u>	<u>64,900</u>	<u>36,500</u>	<u>250,800</u>
Total	274,875	114,550	80,750	308,675

<u>S.S. # 22 - (Cooks Brook)</u>				
Non-Res	30,100	60,700	58,500	32,300
Res	<u>96,750</u>	<u>27,125</u>	<u>2,500</u>	<u>121,375</u>
Total	126,850	87,825	61,000	153,675

<u>S.S. # 26 - (Dutch Settlement)</u>				
Non-Res	956,775	566,025	25,850	1,496,950
Res	<u>288,750</u>	<u>23,950</u>	<u>21,800</u>	<u>290,900</u>
Total	1,245,525	589,975	47,650	1,787,850

<u>S.S. # 63 - (Kerrs)</u>				
Non-Res	3,550	0	0	3,550
Res	<u>6,975</u>	<u>350</u>	<u>0</u>	<u>7,325</u>
Total	10,525	350	0	10,875

<u>S.S. # 66 - (Lake Egmont)</u>				
Non-Res	4,575	125	0	4,700
Res	<u>20,750</u>	<u>1,600</u>	<u>0</u>	<u>22,350</u>
Total	25,325	1,725	0	27,050

Grand Totals

	<u>N.R. Real</u>	<u>N.R. Pers.</u>	<u>Res. Real</u>	<u>Res. Pers.</u>	<u>Total</u>
Total	1,069,925	692,200	895,300	161,350	2,818,775
Exempt	7,100	121,500	68,900	0	197,500
Net	1,062,825	570,700	826,400	161,350	2,621,275

District No.26 (Con't)

No. of Assessments

Non-Res	132
Res	344
Poll	63
Total	<u>539</u>

Comparisons - 1959 - 1963

	<u>Real</u>	<u>Personal</u>	<u>Exempt</u>	<u>Total</u>
1959	1,851,450	907,400	185,750	2,573,100
1960	1,876,200	916,850	190,750	2,602,300
1961	1,904,800	907,475	191,500	2,620,775
1962	1,935,125	848,375	192,500	2,591,000
1963	1,965,225	853,550	197,500	2,621,275

District No. 27

	<u>Real</u>	<u>Personal</u>	<u>Exempt</u>	<u>Total</u>
<u>S. S. #0</u>				
Non-Res	264,075	3,950	264,075	3,950
Res	0	0	0	0
Total	<u>264,075</u>	<u>3,950</u>	<u>264,075</u>	<u>3,950</u>

<u>S. S. #4 - (Beaverbank, Kinsac)</u>				
Non-Res	2,901,950	148,850	2,844,550	206,250
Res	<u>918,875</u>	<u>60,850</u>	<u>133,700</u>	<u>846,025</u>
Total	<u>3,820,825</u>	<u>209,700</u>	<u>2,978,250</u>	<u>1,052,275</u>

<u>S. S. #75 - (Lr. Sackville)</u>				
Non-Res	568,050	236,100	78,500	725,650
Res	<u>5,057,050</u>	<u>322,775</u>	<u>214,800</u>	<u>5,165,025</u>
Total	<u>5,625,100</u>	<u>558,875</u>	<u>293,300</u>	<u>5,890,675</u>

<u>S. S. #78 - (Lucasville)</u>				
Non-Res	39,825	2,200	0	42,025
Res	<u>136,025</u>	<u>200</u>	<u>44,150</u>	<u>92,075</u>
Total	<u>175,850</u>	<u>2,400</u>	<u>44,150</u>	<u>134,100</u>

<u>S. S. #83 - (Mid. Sackville)</u>				
Non-Res	364,250	180,700	116,250	428,700
Res	<u>1,361,275</u>	<u>199,075</u>	<u>71,850</u>	<u>1,488,500</u>
Total	<u>1,725,525</u>	<u>379,775</u>	<u>188,100</u>	<u>1,917,200</u>

<u>S. S. #141 - (Upper Sackville)</u>				
Non-Res	57,150	109,875	47,500	119,525
Res	<u>345,300</u>	<u>3,975</u>	<u>6,925</u>	<u>342,350</u>
Total	<u>402,450</u>	<u>113,850</u>	<u>54,425</u>	<u>461,875</u>

	<u>Grand Totals</u>				
	<u>N.R. Real</u>	<u>N.R. Pers.</u>	<u>Res. Real</u>	<u>Res. Pers.</u>	<u>Total</u>
Total	<u>4,195,300</u>	<u>681,675</u>	<u>7,818,525</u>	<u>586,875</u>	<u>13,282,375</u>
Exempt	<u>3,044,625</u>	<u>306,250</u>	<u>470,425</u>	<u>1,000</u>	<u>3,822,300</u>
Net	<u>1,150,675</u>	<u>375,425</u>	<u>7,348,100</u>	<u>585,875</u>	<u>9,460,075</u>

<u>No. of Assessments</u>	
Non-Res	535
Res	1959
Poll	<u>447</u>
Total	<u>2941</u>

	<u>Comparisons 1959 - 1963</u>			
	<u>Real</u>	<u>Personal</u>	<u>Exempt</u>	<u>Total</u>
1959	24,073,900	2,353,725	11,339,800	15,087,825
1960	26,240,625	2,570,500	12,380,200	16,430,925
1961	28,366,675	2,767,050	12,284,550	18,849,175
1962	10,955,175	1,216,375	3,609,325	8,562,225
1963	12,013,825	1,268,550	3,822,300	9,460,075

Annual Council Session - 1963

March 19, 1963

DISTRICT BREAKDOWN FOR YEAR 1962

TO DECEMBER 31, 1962

	1	2	3	4	5	6	7
<u>REVENUE</u>							
Balance Forward-----	\$ 207.45	\$ 2,387.23	\$ 4,423.25	\$ 518.22	\$ 797.01	\$ 966.29	\$ 1,520.62
Levy-----						1,657.48	8,457.46
Sundry Revenue-----		106.94	312.85	466.50	281.18		
	<u>\$ 207.45</u>	<u>2,494.17</u>	<u>\$ 4,736.10</u>	<u>\$ 984.72</u>	<u>\$ 1,078.19</u>	<u>\$ 2,623.77</u>	<u>\$ 9,978.08</u>
<u>EXPENDITURE</u>							
Balance Forward-----							
Miscellaneous-----		6.65	5.00	6.64	5.00	300.00	
Fire Protection-----							5,437.79
Garbage Removal and Burning-----							514.13
Sanitary Inspector-----							299.00
Constables-----	180.00						
5% Uncollectable-----						82.87	422.87
Health-----							
Capital Expenses-----							
Debt Charges - Principal							1,220.34
Debt Charges - Interest							369.16
Recreation Centre-----							
	<u>\$ 180.00</u>	<u>6.65</u>	<u>5.00</u>	<u>6.64</u>	<u>5.00</u>	<u>382.87</u>	<u>8,263.29</u>
Balance-----	\$ 27.45	\$ 2,487.52	\$ 4,731.10	\$ 978.08	\$ 1,073.19	\$ 2,240.90	\$ 1,714.79

Annual Council Session - 1963

March 19, 1963

District Breakdown Continued

	8	9	10	11	12	13
REVENUE						
Balance Forward-----	\$ 1,942.16	\$ 8,123.61	\$ 1,914.33	\$ 1,806.07	\$ 590.75	\$ 2,819.31
Levy-----			1,105.83			5,307.78
Sundry Revenue-----			32.02		579.19	
	<u>\$ 1,942.16</u>	<u>\$ 8,123.61</u>	<u>\$ 3,052.18</u>	<u>\$ 1,806.07</u>	<u>\$ 1,169.94</u>	<u>\$ 8,127.09</u>
EXPENDITURE						
Balance Forward-----						
Miscellaneous-----			\$ 1.75	\$ 50.00	\$ 273.74	\$ 183.50
Fire Protection-----	300.00		375.00			3,415.77
Garbage Removal and Burning-----						
Sanitary Inspector----			417.66			175.00
Constables-----						175.00
5% Uncollectable-----			55.29			265.39
Health-----		18.75	198.75			
Capital Expenses-----						574.24
Debt Charges - Principal						
Debt Charges - Interest						
Recreation Centre-----						
	<u>\$ 300.00</u>	<u>\$ 18.75</u>	<u>\$ 1,048.45</u>	<u>\$ 50.00</u>	<u>\$ 273.74</u>	<u>\$ 4,788.90</u>
Balance-----	\$ 1,642.16	8,104.86	2,003.73	1,756.07	896.20	3,338.19

Annual Council Session - 1963

March 19, 1963

District Breakdown Continued

<u>REVENUE</u>	14	15	16	17	18	19
Balance Forward-----	\$ 529.49	\$ 639.79		\$ 723.66	\$ 4,152.85	\$ 3,321.32
Levy-----	985.83		2,048.65	804.23		340.03
Sundry Revenue-----				350.00		
	<u>\$ 1,515.32</u>	<u>\$ 639.79</u>	<u>\$ 2,048.65</u>	<u>\$ 1,877.89</u>	<u>\$ 4,152.85</u>	<u>\$ 3,661.35</u>
<u>EXPENDITURE</u>						
Balance Forward-----			\$ 5,639.44	\$		
Miscellaneous-----	250.00		4.20	106.25	5.00	200.00
Fire Protection-----	105.00			623.50	241.26	252.79
Garbage Removal and Burning--						
Sanitary Inspector-----						
Constables-----					50.00	
5% Uncollectable-----	49.29		102.43	40.21		17.00
Health-----						
Capital Expenses-----						3,173.62
Debt Charges - Principal-----						
Debt Charges - Interest-----						
Recreation Centre-----	758.58					
	<u>\$ 1,162.87</u>		<u>\$ 5,746.07</u>	<u>\$ 769.96</u>	<u>\$ 296.26</u>	<u>\$ 3,643.41</u>
Balance-----	\$ 352.45	\$ 639.79	\$ 3,697.42	\$ 1,107.93	\$ 3,856.59	\$ 17.94

(Dr.)

Annual Council Session - 1963

March 19, 1963

	20	21	22	23	24	25	26	27
REVENUE								
Balance Forward-----	\$3,782.55	\$3,253.20	\$1,005.25	\$1,588.75	\$2,802.46	\$ 50.68	\$3,871.02	\$ 880.36
Levy-----	171.88				793 91			
Sundry Revenue-----		1,242.50			50.00			
	<u>\$3,954.43</u>	<u>\$4,495.70</u>	<u>\$1,005.25</u>	<u>\$1,588.75</u>	<u>\$3,646.37</u>	<u>\$ 50.68</u>	<u>\$3,871.02</u>	<u>\$ 880.36</u>
EXPENDITURE								
Balance Forward-----	\$							
Miscellaneous-----	75.00				131.86		30.00	
Fire Protection-----	1,132.29			50.00	964.80	37.50		
Garbage Removal and Burning-----				420.62				
Sanitary Inspector-----		50.00						
5% Uncollectable-----	8.59				39.70			
Health-----				27.90				
Capital Expense-----								
Debt Charges - Principal								
Debt Charges - Interest								
Recreation Centre-----	300.00							
	<u>\$1,515.88</u>	<u>50.00</u>	<u>\$</u>	<u>\$ 498.52</u>	<u>\$1,136.36</u>	<u>\$ 37.50</u>	<u>\$ 30.00</u>	
Balance-----	\$2,438.55	\$4,445.70	\$1,005.25	\$ 1,090.23	\$2,510.01	\$ 13.18	\$3,841.02	\$ 880.36

Annual Council Session - 1963

March 19th., 1963

OFFICERS - DISTRICT NO. 1

<u>PRESIDING OFFICER</u>	Reginald DeGruchy	7 Dakin Drive, Birch Cove
<u>DEPUTY PRESIDING OFFICERS</u>	J. S. Horan Mrs. W. B. Ripley Vernon Maynard	2-338 Bedford Highway 2-277 Bedford Highway 4 Armada Dr. Rockingham
<u>REVISORS OF ELECTORAL LISTS</u>		
1 (A)	Mrs. Clary Coolen	6 Armada Dr. Rockingham
1 (B)	Mrs. F. E. Anthony	2-340 Bedford Highway
1 (C)	Mrs. H. Marchant	5 Ross St., Rockingham

MUNICIPAL OFFICERS

<u>CONSTABLES</u>	Brenton R. Deal	61 Kearney Lake Road Rockingham
<u>FIRE WARDS</u>	Leonard Gifford James Brennan Harland T. Billard	32 Armada Dr. Rockingham 51 Pioneer Dr. Rockingham 34 Melody Dr. Rockingham

Councillor - District No. 1

PASSED

MARCH, 1963.

Warden

OFFICERS DISTRICT NO. 2

REVISORS OF ELECTORAL LISTS Mrs. Vincent Peach Timberlea, R.R.#1,
Armdale
Mrs. Frank Marriott, Jr. Lakeside

MUNICIPAL OFFICERS

<u>CONSTABLES</u>	<u>(For Dogs)</u>	George E. Hopkinson	Lakeside
	<u>(Fire Constables)</u>	Wilfred McInnis	Lakeside
		Arthur Hindle	Lakeside
	<u>(Constable at large)</u>	Murdock Bell	Lakeside
<u>FIRE WARD</u>		Wilfred McInnis	Lakeside

Councillor - District No. 2

PASSED

MARCH, 1963

Warden

Annual Council Session - 1963
March 19, 1963

OFFICERS - DISTRICT NO. 3

REVISORS OF ELECTORAL LISTS

Mrs. Charles Duffy

27 Layton Road,
Spryfield

Mrs. Marie Mayo

3 McMullen Road,
Spryfield

MUNICIPAL OFFICERS

CONSTABLES

Carl Westhaver

469 Herring Cove Road,
Spryfield

Wofford A. Gates

42 Pine Grove Drive,
Spryfield

(Fire Constables)

Robert McNeil

10 Levis Street,
Spryfield

Cyril Cleveland

15 Kidston Road,
Spryfield

FIRE WARD

Daniel McNeil

9 Lanark Street,
Spryfield

Councillor - District No. 3

PASSED

MARCH 1963

Warden

Annual Council Session - 1963

March 19, 1963

OFFICERS - DISTRICT NO. 4

<u>PRESIDING OFFICER</u>	Ralph Mahar	66 Frederick Avenue, Fairview
<u>REVISORS OF ELECTORAL LISTS</u>	Mrs. Phyllis Grandy	62 Sunnysbrae Avenue, Fairview
	Mrs. John Tobin	24 Rosedale Avenue, Fairview
	Mrs. Kathleen Mecch	5 Flint Street, Fairview
	Mrs. John McGrath	16 McPatridge Road, Fairview

MUNICIPAL OFFICERS

<u>CONSTABLES</u> (Dog Licenses)	Fred Hull	164 Main Avenue, Fairview
<u>FIRE WARDS</u>	Carroll Mansfield	13 Main Avenue, Fairview
	Howard McCully	45 Coronation Avenue, Fairview

Councillor - District No. 4

PASSED

MARCH 1963

Warden

Annual Council Session - 1963

March 19, 1963

OFFICERS - DISTRICT NO. 5

<u>REVISORS OF ELECTORAL LISTS</u>	Mrs. William Morris	Fleming Glen, Armdale
	Mrs. Douglas Drillio	Kirk Road, Jollimore

MUNICIPAL OFFICERS

<u>CONSTABLES</u>			
	(Dog Licenses)	Charles LeRoy Dunstan	Purcell's Cove
	(Fire Constables)	Robert Tanner	Purcell's Cove
		Donald Saxton	Purcell's Cove
<u>FIRE WARDS</u>			
	(Chief)	Thomas Waterfield	Purcell's Cove
	(Deputy Chief)	Lawrence Landry	Purcell's Cove

Councillor - District No. 5

PASSED

MARCH 1963

Warden

Annual Council Session - 1963
March 19th., 1963

OFFICERS - DISTRICT NO. 6

FENCE VIEWER

Joseph Estano

Wellington

MUNICIPAL OFFICERS

CONSTABLES

(Dist. 6 - Dogs)

Michael King, Sr.
L. R. King
Gordon Snow

Enfield
Wellington
Fall River West

SURVEYORS OF LOGS

Frank E. Miller
Laurie Ledwidge

Waverley
Enfield

FIRE WARDS

Reginald Kidston
Russell Whidden
Laurie Ledwidge
George Turple
Oscar Conrad
Stewart Stevens
Charles Swim
Dennis Vaughn
Neil Miller
Allen E. MacArthur
L. Osborne
J. Hartlin
Warren Isnor
Eugene Cranton
A. C. West
Arthur Cole Jr.
C. Dalrymple
Lancie Baker Jr.

Goff's
Oldham
Enfield
Enfield
Grand Lake
Wellington
Wellington
Wellington
Fall River East
Fall River East
Waverley
Waverley
Waverley
R.R.#1, Waverley
Lakeview
Lakeview
Windsor Junction
Fall River

Officers - District No. 6 (Continued)

FIRE WARDS
Continued

E. Frizzell
George Wyatt
T. Richardson
Percy Metzler

Windsor Junction
Fall River West
Fall River West
Fall River West

Councillor - District No. 6

PASSED

MARCH, 1933

Warden

Annual Council Session - 1963

March 19, 1963

OFFICERS - DISTRICT NO. 7

<u>PRESIDING OFFICER</u>	(7A)	Brenton Shankel	Hubbards
<u>DEPUTY PRESIDING OFFICERS</u>	(7B)	Leo McIsaac	Black Point
	(7C)	Russell Veith	Boutilier's Point
	(7D)	James Mason	Hd. St. Margaret's Bay
<u>REVISORS OF ELECTORAL LISTS</u>	(7A)	Mrs. Granville Conrad	Hubbards
	(7B)		
	(7C)	Mrs. St. Claire Langille	Hd. St. Margaret's Bay

MUNICIPAL OFFICERS

CONSTABLE

SANITARY INSPECTOR

Birney B. Jollimore Hubbards

FIRE WARDS

Carl McEachern Black Point
William Blinn Hd. St. Margaret's
Bay

Clark Boutilier Black Point
Lewis Langille Black Point
Gordon F. Arthur Black Point

(Fire Constables)

A. J. Fryday Black Point
Eric Joy Black Point
G. C. Snair Black Point

Councillor - District No. 7

PASSED

MARCH, 1963

Warden

Annual Council Session - 1963
March 19th., 1963

OFFICERS - DISTRICT NO. 8

<u>PRESIDING OFFICER</u>	V. Lorne Miller	Bedford
<u>DEPUTY PRESIDING OFFICERS</u>		
(291)	Earl Haverstock	Hammonds Plains
(292)	Victor Christie	Bedford
(293)	William McL. Walker	Bedford
<u>FENCE VIEWERS</u>	Edward Simmons	Hammonds Plains
	Charles Allison	Hammonds Plains
<u>REVISORS OF ELECTORAL</u>		
<u>LISTS</u>		
(291)	James A. Currie	Hammonds Plains
(292)	Mrs. C. V. Smith	Millview
(293)	Mrs. L. E. Anderson	Bedford

MUNICIPAL OFFICERS

<u>CONSTABLES</u>	John F. Burton	Bedford
	Harry W. Smith	Hammonds Plains
<u>SURVEYOR OF LOGS</u>	Charles Smith	R.R.#1, Bedford
<u>FIRE WARDS</u>	Angus M. Mitchell	Bedford
	J. E. Mitchell	Bedford
	Clayton Eisenhauer	Hammonds Plains
	Earl Haverstock	Hammonds Plains

Councillor - District No. 8

PASSED

MARCH, 1963

Warden

Annual Council Session - 1963

March 19, 1963

OFFICERS - DISTRICT NO. 9

<u>PRESIDING OFFICER</u>	Earle Pulsifer	Upper Tantallon
<u>DEPUTY PRESIDING OFFICERS</u>	Mrs. Rupert Manuel Mrs. Harold McLay Andrew Thomson Calvin Burchell Roy Mullinger	Peggy's Cove Indian Harbour Glen Margaret French Village Upper Tantallon
<u>REVISORS OF ELECTORAL LISTS</u>	9 A & B 9C, D & E	Mrs. Rupert Hubley Andrew Thomson
<u>FENCE VIEWERS</u>	Douglas McLennan Maynard Smith	R.R. 1, Armdale Glen Margaret Hackett's Cove Lr. Tantallon

MUNICIPAL OFFICERS

<u>CONSTABLES</u>	Arnold Hubley Fred Shatford	R.R. 1, Armdale Indian Harbour
<u>SURVEYORS OF LOGS</u>	Roy Boutilier	Seabright
<u>FIRE WARDS</u>	Arnold Hubley Andrew Thomson Fred Shatford	R.R. 1, Armdale Glen Margaret Indian Harbour

Councillor - District No. 9

PASSED

MARCH, 1963

Warden

Annual Council Session - 1963
March 19th., 1963

OFFICERS - DISTRICT NO. 10

PRESIDING OFFICER (10C) Mrs. Alice Brophy Terence Bay

DEPUTY PRESIDING OFFICERS

(10A) Mrs. Joan Collier	Bayside
(10B) William Beck	Upper Prospect
(10C) Mrs. Alice Brophy	Terence Bay
(10D) Mrs. Maxwell Beck	East Dover
(10E) Mrs. Wilfred Morash	West Dover
(10F) Lloyd Fader	Goodwood
(10G) Mrs. Walter Brown	R.R.#2 Armdale

REVISORS OF ELECTORAL LISTS

(10A) Mrs. Harold Duggan	Shad Bay
(10B) Mrs. Mary White	Upper Prospect
(10C) Mrs. Harold Ryan, Sr.	Lower Prospect
(10D) Mrs. Mildred Scott	McGraths Cove
(10E) Mr. Sidney Zinck	West Dover
(10F) Mrs. John Collier	Shad Bay
(10G) Mrs. Matthew Caines	Goodwood, R.R.#2, Armdale

MUNICIPAL OFFICERS

CONSTABLES

	Sherman F. Richardson	Terence Bay
(x - for Dog Licenses)	x Don Christian	Upper Prospect
(for - Terence Bay)	x George R. Carlton	P.O.Box 126 Armdale
(for Brookside & Hatchet Lk)	x Gerald Robert Fader	R.R.#2, Armdale
(for - Goodwood	x Harry Mitchell	Goodwood, R.R.#2 Armdale
(for East Dover & Bayside)	x Reg. McGrath	McGrath's Cove
(for - West Dover)	x Wilfred Morash	West Dover
(for-Shad Bay & White's Lk)	x Gerald R. Beazley	White's Lake
	Harry Blackburn	Lower Prospect

SANITARY INSPECTOR

George Carlton Hatchet Lake

FIRE WARDS

William Jollimore	Terence Bay
Richard Drew	Terence Bay
George Harrison	Terence Bay
Kevin Slaunwhite	Terence Bay
Wilfred Morash	West Dover
Gerald R. Beazley	White's Lake
Lloyd W. Fader	Hatchet Lake, R.R.#2 Armdale

Councillor - District No. 10

PASSED

MARCH, 1963

Warden

Annual Council Session
March 19th., 1963

OFFICERS - DISTRICT NO. 11

PRESIDING OFFICER

Clyde Flemming

Ketch Harbour

DEPUTY PRESIDING OFFICERS

Mrs. Walter Drysdale

835 Herring Cove Road,
Herring Cove

Mrs. Wallace Scallion

Herring Cove

Mrs. Ross Purcell

Portuguese Cove

Mr. George Gray

Sambro

Mrs. Isabelle Gray

Pennant

Mrs. Arthur Sibley

Harrietsfield

MUNICIPAL OFFICERS

CONSTABLES

George Gray

Sambro

Edward Gallagher

Ketch Harbour

Carl Westhaver

469 Herring Cove Road
Spryfield

Councillor - District No. 11

PASSED

MARCH, 1963

Warden

Annual Council Session - 1963
March 19th., 1963

OFFICERS - DISTRICT NO. 12

REVISORS OF ELECTORAL
LISTS

Mrs. Sophie Logan	Kline Heights, Armdale
Mrs. Veronica Nolan	87 St. Margaret's Bay Road, Armdale
Mrs. Margaret Williams	44 Dutch Village Road Armdale
Mrs. D. Jenkins	119 School Ave. Armdale
Mrs. Margaret Parks	11 Edgehill Road, Armdale

MUNICIPAL OFFICERS

CONSTABLES

Thomas Walsh	168 Queen St., Halifax	
Lionel Welch	16 1/2 Sunset Ave., Armdale	
Cyril Waller	20 Purcell's Cove Rd. Armdale	
(<u>Constables -Traffic Control</u>)	(William V. Cooke ((Bernard F. Westhaver	62 Dutch Village Rd. Armdale
(<u>Constable - for Dogs</u>)	James Drake	3 Douglas Ave., Armdale
(<u>Constables - Fire Dept</u>)	Victor C. Power	18 Chocolate Lake Rd. Armdale
	Allen W. Matthews	1 Lawnwood Ave., Armdale
	D. H. Veith	19 Lawnwood Ave., Armdale Fairmount Rd., Armdale

FIRE WARD

John J. Coady	13 Sunset Ave., Armdale
---------------	-------------------------

Councillor - District No. 12

PASSED

MARCH, 1963

Warden

Annual Council Session - 1963
March 19th., 1963

OFFICERS - DISTRICT NO. 13

<u>PRESIDING OFFICER</u>	Avery Langille	Eastern Passage
<u>DEPUTY PRESIDING OFFICERS</u>	Wallace Pelley	39 Collier Ave., Clarence Park

MUNICIPAL OFFICERS

<u>CONSTABLES</u>	James Latter William Myers	Eastern Passage Cow Bay
<u>SANITARY INSPECTOR</u>	James Latter	Eastern Passage
<u>FIRE WARDS</u>	Reginald Hunter Duncan MacDonald William Vardy William Myers Walter Langille	Atlantic Drive Clarence Park Eastern Passage Eastern Passage Cow Bay Eastern Passage

Councillor - District No. 13

PASSED

MARCH, 1963

Warden

OFFICERS DISTRICT NO. 14

<u>PRESIDING OFFICER</u>	Eric Geldart	R.R.#1, Dartmouth
<u>DEPUTY PRESIDING OFFICERS</u>	Mrs. Walter Sparks Miss Elsie Hartlen	Lake Loon R.R.#1, Dartmouth
<u>FENCE VIEWERS</u>	Maurice Strum	R.R.#1, Dartmouth
<u>REVISORS OF ELECTORAL LISTS</u>	Mrs. Norman R. Morash	R.R.#1, Dartmouth

MUNICIPAL OFFICERS

<u>CONSTABLES</u>	Robert L. Leslie	83 Fairbanks St. Dartmouth
	John Buggie	19 Helene Ave., Dartmouth
	Ralph LaPierre	R.R.#1, Dartmouth
	Harold Giles	R.R.#1, Dartmouth
	Charles Bissett	R.R.#1, Dartmouth
	Earle Bundy	Cherry Brook
	William Sparks	Lake Loon
	Joseph Drummond	Cherry Brook
	Harold Jacques	R.R.#1, Dartmouth
	Lawrence W. Hatton	535 Connaught Ave., Halifax
	Eric B. McCarthy	86 Albro Lake Road, Dartmouth
(City of Dartmouth)	H. W. Arnold	c/o Dartmouth City Police
	Sinclair Boyle	do
	Reginald Foley	do
	Montague Hetherington	do
	Allison Nichols	do
	Dennis Rodgers	do
	Roger Smith	do
	Donald Trider	do
	Clarence Barkhouse	do
	Harry Barnhill	do
	Eugene Beaton	do
	Edward Berrigan	do
	Aubrey Brown	do
	Clinton Connors	do
	Merrill V. Conrod	do
	David Contant	do
	Murray Cross	do
	Ronald Davis	do
	Leslie D. Falle	do
	Eric D. Fraser	do
	John R. Haughn	do
	Peter D. Hosking	do

DISTRICT NO. 14 OFFICERS (Continued)

CONSTABLES

(City of Dartmouth-Cont'd)

W. E. MacKenzie	c/o Dartmouth City Police
Robert H. Manning	do
Cyril Mason	do
William L. Misener	do
Clarence Mitchell	do
Ronald S. Mott	do
John Paul	do
George Richardson	do
Eric Romkey	do
Norman R. Sibley	do
Percy Stevens	do
Frederick Wright	do

SURVEYOR OF LOGS

James Barker	R.R.#1, Dartmouth
Ralph Ernest	Lake Major, R.R.#1, Dartmouth

FIRE WARDS

Edgar Giles	R.R.#1, Dartmouth
Alfred Giles	R.R.#1, Dartmouth
James Morgan	Ross Road, R.R.#1, Dartmouth
Charles Giles	Caldwell Rd., R.R.#1, Dartmouth
Roy W. Boone	Hillsboro Drive, Westphal

Councillor - District No. 14

PASSED

MARCH, 1963

Warden

Annual Council Session - 1963
March 19th., 1963

OFFICERS - DISTRICT NO. 15

<u>PRESIDING OFFICER</u>	Gordon Crowell	East Lawrencetown
<u>DEPUTY PRESIDING OFFICERS</u>	Edwin Neiforth Earl Conrad	Seaforth Middle Porter's Lake
<u>FENCE VIEWERS</u>	Cecil Sellars Ward Collier	West Lawrencetown Seaforth

MUNICIPAL OFFICERS

<u>CONSTABLE</u>	Cecil Russell	West Lawrencetown
<u>SURVEYOR OF LOGS</u>	Daniel Doherty	Upper Lawrencetown
<u>SHEEP VALUER</u>	Leo LaPierre	Three Fathom Harbour
<u>FIRE WARD</u>	Lawrence Russell	West Lawrencetown

Councillor - District No. 15

PASSED

MARCH, 1963

Warden

Annual Council Session - 1963
March 19th., 1963

OFFICERS - DISTRICT NO. 16

FENCE VIEWERS

Freeman George Colley	East Preston
Howard Williams	East Preston
Noah Smith	North Preston
Wilfred Williams	Preston

POUND KEEPER

Alexander Slawter	East Preston
-------------------	--------------

MUNICIPAL OFFICERS

CONSTABLES

David Colley	East Preston
Robert Diggs	East Preston
George Brooks	East Preston
Cornelius Fraser	North Preston
Edward Simms	North Preston
Thomas Johnston	North Preston
Cecil Stoddard	Porter's Lake

SURVEYOR OF LOGS

Ralph Ernst	Westphal Dartmouth P.O.
-------------	----------------------------

FIRE WARDS

William Diggs	East Preston
Clarence Johnston	North Preston
Robert Davidson	Porter's Lake

Councillor - District No. 16

PASSED

MARCH, 1963

Warden

Annual Council Session - 1963
March 19th., 1963

OFFICERS - DISTRICT NO. 17

PRESIDING OFFICER 17A(A-K) Mrs. George Cooper Head Chezzetcook

DEPUTY PRESIDING OFFICERS

17A(L-Z) Mrs. Edgar Misener Head Chezzetcook
17B Nathan Smith East Chezzetcook
17C(A-K) Arthur Bellefontaine Jr West Chezzetcook
17C(L-Z) Mrs. Nelson Julian Grand Desert

FENCE VIEWER

David Hatch West Chezzetcook

REVISORS OF ELECTORAL LISTS

17A Mrs. Mary Redmond Head Chezzetcook
17B Mrs. Isiah Pettipas East Chezzetcook
17C Eugene Bellefontaine West Chezzetcook

MUNICIPAL OFFICERS

CONSTABLES (For Dog Tags)

Arthur Conrod East Chezzetcook
Oliver Bellefontaine Grand Desert

SURVEYORS OF LOGS

Hiram Conrod Head Chezzetcook
Foster Gates Head Chezzetcook
John Bonn Head Chezzetcook
Daniel Keizer Porter's Lake
Victor Ogilvie Porter's Lake
Eli Bellefontaine West Chezzetcook
Albert Bellefontaine West Chezzetcook

SHEEP VALUER

William Redmond Head Chezzetcook

FIRE WARDS

Clement Mannette West Chezzetcook
Mike Roma Head Chezzetcook
Harold Crawford Head Chezzetcook
Harris Misener Head Chezzetcook
Reginald Young Grand Desert
John Keizer Head Chezzetcook
Bruce Bonn Porter's Lake
Donald Mannette West Chezzetcook
Walter Crawford Head Chezzetcook

PASSED

MARCH 1963

Councillor - District No. 17

Warden

Annual Council Session - 1963

March 19, 1963

OFFICERS - DISTRICT NO. 18

<u>PRESIDING OFFICER</u> (A-K)	(330)	Fred C. Lomas	Musquodoboit Harbour
<u>DEPUTY PRESIDING OFFICERS</u>	(L-Z)	(329) Mrs. Adam Bowser	Ostrea Lake
	(330)	Mrs. Dorothy Rowlings	Musquodoboit Harbour
<u>FENCE VIEWER</u>		Chester Mosher	Musquodoboit Harbour
<u>POUND KEEPER</u>		Reginald Baker	Ostrea Lake
<u>REVISORS OF ELECTORAL LISTS</u>		Mrs. F. B. Bateman	Musquodoboit Harbour
		Mrs. Percy Manuel	Ostrea Lake

MUNICIPAL OFFICERS

<u>CONSTABLES (Special Police)</u>	E. H. Bennet	Musquodoboit Harbour
	Joseph M. O'Halloran	Musquodoboit Harbour
<u>SURVEYORS OF LOGS AND LUMBER</u>	Creighton O. Ritcey	Musquodoboit Harbour
	Wilson Bayers	Musquodoboit Harbour
	Basil Day	Musquodoboit Harbour
	Ralph Bayers	Musquodoboit Harbour
<u>FIRE WARDS</u>	William Turner	Musquodoboit Harbour
	John Jones	Musquodoboit Harbour
	A. W. Williams	Ostrea Lake

Councillor District No. 18

PASSED

MARCH, 1963

Warden

Annual Council Session - 1963
March 19th., 1963

OFFICERS - DISTRICT NO. 19

<u>PRESIDING OFFICER</u>	Ervin Webber	Oyster Pond, Jeddore
<u>DEPUTY PRESIDING OFFICERS</u>	Arthur Marks Mrs. Myrtle Faulkner Arthur Perry	Ship Harbour Head Jeddore Oyster Pond, Jeddore
<u>FENCE VIEWERS</u>	Ervin Webber	Oyster Pond, Jeddore
<u>POUND KEEPERS</u>	Lawrence Webber Donald Webber Ray Webber Alton Boutilier Ervin Webber Lorne Arnold	Upper Lakeville Lake Charlotte Clam Harbour Lower Ship Harbour Oyster Pond East Jeddore
<u>REVISORS OF ELECTORAL LISTS</u>		
(19A)	Miss Laura Siteman	Ship Harbour
(19B)	Mrs. Fred Brothers	Oyster Pond, Jeddore
(19C)	Mrs. Ben Day	Head Jeddore

MUNICIPAL OFFICERS

<u>CONSTABLES</u>	(Dog Tags)	Fred Brothers Quinn Marks	Oyster Pond, Jeddore Ship Harbour
<u>SHEEP VALUER</u>		Edmond Webber	Lake Charlotte
<u>SURVEYOR OF LOGS & LUMBER</u>		Arthur Marks Odous Webber Morris Mitchell Douglas Marks	Ship Harbour Upper Lakeville Oyster Pond, Jeddore Ship Harbour
<u>FIRE WARDS</u>		George Smith Otto Weeks Lyall Webber John Dunn Ralph Blakeney Luther Williams William Julien Blake Mitchell J. W. Walker Norman Hutt John Homans Clarence DeBaie	East Jeddore Ship Harbour Clam Bay Upper Lakeville Head Jeddore West Jeddore Little Harbour Oyster Pond, Jeddore Lower Ship Harbour Owl's Head Clam Harbour DeBaie's Cove

Councillor - District No. 19

PASSED

MARCH 1963

Warden

Annual Council Session - 1963

March 19, 1963

OFFICERS DISTRICT NO. 20

<u>PRESIDING OFFICER</u>	(20B) John LeFrank	East Ship Harbour
<u>DEPUTY PRESIDING OFFICERS</u>	(20A) George Mason	Spry Harbour
	(20C) Glenn Prest	Mooseland
<u>FENCE VIEWER</u>	Reginald Mason	Spry Harbour
<u>REVISORS OF ELECTORAL LISTS</u>	(20B) Mrs. Guy Ferguson	Pleasant Harbour
	(20C) Mrs. Ernest Prest	Mooseland
	(20A) Mrs. Reginald Cameron	Spry Harbour

MUNICIPAL OFFICERS

<u>CONSTABLES</u>	Howard Newcombe	Murphy Cove
	Edward Tracy	East Ship Harbour
<u>SHEEP VALUER</u>	James Mason	Tangier
<u>SURVEYORS OF LOGS</u>	Stanley Hawes	Spry Harbour
	Fanning Mitchell	East Ship Harbour
	Cecil Cameron	Pope's Harbour
	Sterling Prest	Mooseland
	Reginald Cameron	Spry Harbour
<u>FIRE WARDS</u>	Avery Hilchie	Pope's Harbour
	Clive Monk	East Ship Harbour

Councillor District No. 20

PASSED

MARCH, 1963

Warden

Annual Council Session - 1963

March 19, 1963

OFFICERS DISTRICT NO. 21

<u>PRESIDING OFFICER</u>	Michael McInnes	Sheet Harbour
<u>DEPUTY PRESIDING OFFICERS</u>		
	(21A) Robert MacDonald	Sheet Harbour
	(21B) Mrs. Harvey Levy	Sober Island
	(21C) James Boutilier	Mushaboom
<u>REVISORS OF ELECTORAL LISTS</u>	(21A) Michael McInnes	Sheet Harbour
	(21B) Mrs. George Levy	Sheet Harbour Passage
	(21C) Mrs. Karl Field	Mushaboom
<u>POUND KEEPERS</u>	Laurie Quillan	Sheet Harbour
	Clair Josey	Watt Section - Sheet Harbour
	John Quillan	East River, Sheet Harbour
	Lawrence Russell	Lochaber Mines
	Borden Boutilier	Mushaboom
	Harvey Levy	Sober Island
	George Levy	Sheet Harbour Passage

MUNICIPAL OFFICERS

<u>CONSTABLE</u>	Felix Quillan	Sheet Harbour
<u>SHEEP VALUER</u>	George Lowe	Sheet Harbour
<u>SURVEYORS OF LOGS AND LUMBER</u>	Harry Hussey	Sheet Harbour
	Michael McInnes	Sheet Harbour
	Howard Coady	Sheet Harbour
	Reginald Walsh	Sheet Harbour
	Aubrey Scott	Sheet Harbour
	Lawrence Snyder	Sheet Harbour
<u>FIRE WARD</u>	Allister MacKenzie	Sheet Harbour

Councillor - District No. 21

PASSED

MARCH, 1963

Warden

Annual Council Session - 1963
March 19th, 1963

OFFICERS - DISTRICT NO. 22

<u>PRESIDING OFFICER</u>	(22D)	Mrs. Helen Turner	Moser River
<u>DEPUTY PRESIDING OFFICERS</u>			
	(22A)	John McCarney	Beaver Harbour
	(22B)	Walter Warren	West Quoddy
	(22C)	Harold Moser	Moser River
<u>FENCE VIEWERS</u>			
		Keith Miller	Moser River
		Samuel Pye	Ecum Secum Bridge
		Hector Smiley	Port Dufferin
<u>POUND KEEPERS</u>			
		Edgar Smiley	Port Dufferin
		Gordon Turner	Ecum Secum Bridge
<u>SANITARY INSPECTOR</u>			
		Alexander Romkey	Necum Teuch
		Harold Whitman	Port Dufferin

MUNICIPAL OFFICERS

<u>CONSTABLES</u>		Harold Whitman	Port Dufferin
		Norman Smith	Necum Teuch
	(Constable for Dogs)	Alexander Romkey	Necum Teuch
<u>SURVEYORS OF LOGS & LUMBER</u>			
		Edgar Turner	Moser River
		Archibald A. Pye	Moser River
		Carl Turner	Moser River
		Keith Miller	Moser River
		George Turner	Moser River
		Gerald Turner	Moser River
		Hector Smiley	Port Dufferin
<u>SHEEP VALUER</u>			
		Harold Moser	Moser River
<u>FIRE WARDS</u>			
		Fisher Holman	Moser River
		Hector Smiley	Port Dufferin
		Lewis Sharpe	Moser River
		Carl Moser	Moser River
		Leslie Gammon	Moser
		Ellis Lowe	Moser River

Councillor - District No. 22

PASSED

MARCH 1963

Warden

Annual Council Session - 1963
March 19th., 1963

OFFICERS - DISTRICT NO. 23

<u>PRESIDING OFFICER</u> (23A)	Harold Kent	R.R.#4 Middle Musquodoboit
<u>DEPUTY PRESIDING OFFICERS</u> (23A) (23C)	Charles Andrews Cecil Gammell	Upper Musquodoboit Dean, Upper Musquodoboit
<u>FENCE VIEWERS</u>	K. M. Erskine Seymour Stewart	Upper Musquodoboit R.R.#4, Middle Musquodoboit
<u>REVISORS OF ELECTORAL LISTS</u> (23A) (23C)	Mrs. Gordon Farnell Mrs. Timothy P. Dean	Upper Musquodoboit Dean, Upper Musquodoboit
<u>MUNICIPAL OFFICERS</u>		
<u>CONSTABLE</u>	William Archibald	Upper Musquodoboit
<u>SHEEP VALUERS</u>	Dugald Archibald Orion Deal	Upper Musquodoboit R.R.#4, Middle Musquodoboit
<u>SURVEYORS OF LOGS & LUMBER</u>	Douglas Kent C. H. Redmond Roy A. Hutchinson A. Franklyn Smith Carl Whitman Evans Stewart Charles Weeks Arthur Hamilton James Fleming Harold E. Decker	R.R.#4, Middle Musquodoboit R.R.#4, Middle Musquodoboit R.R.#4, Middle Musquodoboit R.R.#1, Upper Musquodoboit R.R.#4, Middle Musquodoboit Upper Musquodoboit Upper Musquodoboit R.R.#1, Upper Musquodoboit Upper Musquodoboit Upper Musquodoboit
<u>FIRE WARDS</u>	Keith Mosher Stanley Price	Upper Musquodoboit Dean, Upper Musquodoboit

Councillor - District No. 23

PASSED

MARCH 1963

Warden

Annual Council Session - 1963
March 19th., 1963

OFFICERS - DISTRICT NO. 24

PRESIDING OFFICER Mrs. June Yohnke Middle Musquodoboit

DEPUTY PRESIDING OFFICERS

(24) Roy S. Blades Middle Musquodoboit
(24A) Warren Higgins Moose River, R.R.#2
Middle Musquodoboit

REVISORS OF ELECTORAL LISTS

(24) Edwin Kellough Middle Musquodoboit
(24A) Mrs. Charles Prest Moose River, R.R.#2
Middle Musquodoboit

FENCE VIEWER

Austin MacKay Middle Musquodoboit
Milton McKeen Middle Musquodoboit

MUNICIPAL OFFICERS

CONSTABLES

Ronald E. Fraser Middle Musquodoboit

SHEEP VALUER

Kenneth Fox Middle Musquodoboit

SURVEYORS OF LOGS & LUMBER

William Annand Chaswood
Basil Daye Middle Musquodoboit
Frederick Higgins Middle Musquodoboit
Roy Hartlen Middle Musquodoboit
George MacQuarrie Middle Musquodoboit
Charles L. Milner Middle Musquodoboit

FIRE WARDS

(24) Ivan Cook Middle Musquodoboit
Kenneth Taylor Chaswood, R.R.#2
Shubenacadie
(Chief) Austin Miller Middle Musquodoboit
Charles Milner Middle Musquodoboit
(Deputy Chief) Ronald Guild Middle Musquodoboit
Fred Redden R.R.#4, Middle Musquodoboit
Gordon Bellefontaine R.R.#2, Middle Musquodoboit
(24A) Lewis Miller R.R.#2, Middle Musquodoboit
Harry Horne R.R.#2, Middle Musquodoboit

Councillor - District No. 24

PASSED

MARCH 1963

Warden

Annual Council Session - 1963
March 19th., 1963

OFFICERS - DISTRICT NO. 25

<u>PRESIDING OFFICER</u>	Herbert Gloster	Meagher's Grant
<u>DEPUTY PRESIDING OFFICER</u>	Henry Killen	Elderbank
<u>FENCE VIEWERS</u>	John Wilson Milton Innis	Meagher's Grant Elderbank
<u>POUND KEEPERS</u>	Malcolm Sibley	Meagher's Grant
<u>REVISORS OF ELECTORAL LISTS</u>		
(25A)	Mrs. Frank Dickie	Meagher's Grant
(25B)	Mrs. Roy Rhind	Elderbank

MUNICIPAL OFFICERS

<u>CONSTABLE</u>	Austin Ogilvie	Elderbank
<u>SHEEP VALUER</u>	Ivan Jeffers	Elderbank
<u>SURVEYORS OF LOGS, WOOD & LUMBER</u>	Milton Innis Donald Holt Melvin Sibley	Elderbank Lower Meagher's Grant Meagher's Grant
<u>FIRE WARD</u>	Weldon Cole	Meagher's Grant

Councillor - District No. 25

PASSED

MARCH, 1963

Warden

Annual Council Session - 1963
March 19th., 1963

OFFICERS - DISTRICT NO. 26

PRESIDING OFFICER (305) Albert Hare R.R.#1, Lantz, Hants Co.

DEPUTY PRESIDING OFFICER (304) Edward Nelson, Jr. Milford Station,
Hants Co.

FENCE VIEWERS Stephen Isenor R.R.#1, Lantz, Hants Co.
Edward Nelson, Jr. Milford Station, Hants Co.
Watson Benjamin Gay's River, Col. Co.

REVISORS OF ELECTORAL LISTS (304) Allan Macdonald R.R.#2, Shubenacadie
(305) Bernard Isenor R.R.#1, Lantz, Hants Co.

MUNICIPAL OFFICERS

CONSTABLES Bernard Isenor R.R.#1, Lantz, Hants Co.

SHEEP VALUER Francis Newman R.R.#2 Shubenacadie

SURVEYOR OF LOGS Calvin Isenor R.R.#1, Lantz, Hants Co.

FIRE WARD Aubrey Hines R.R.#1, Lantz, Hants Co.

Councillor - District No. 26

PASSED

MARCH, 1963

Warden

Annual Council Session - 1963
March 19, 1963

OFFICERS - DISTRICT NO. 27

FENCE VIEWER - Harold Barrett Beaver Bank

MUNICIPAL OFFICERS

CONSTABLES Leo Hopkins Beaver Bank
Thomas Wood R.R. 2, Upper Sackville

SURVEYORS OF LOGS Harold Barrett Beaver Bank
G. Royce Hefler Middle Sackville
Purl E. Gilby Beaver Bank

FIRE WARDS Purl E. Gilby Beaver Bank
Douglas Harris Sackville
Hajold Parker Sackville

Councillor - District No. 27

PASSED

MARCH, 1963

Warden

Annual Council Session - 1963.

March 19, 1963.

FINAL REPORT OF THE FINANCE AND EXECUTIVE COMMITTEE

To His Honor the Warden and Members of the Municipal Council.

Councillors:-

The detail of the Estimates, as approved by this Council, is attached to this report.

Your Committee has noted that pursuant to the provisions of Section 65 of the Assessment Act, the Assessment Roll, as finally passed by the Council, totals \$141,796,200.00.

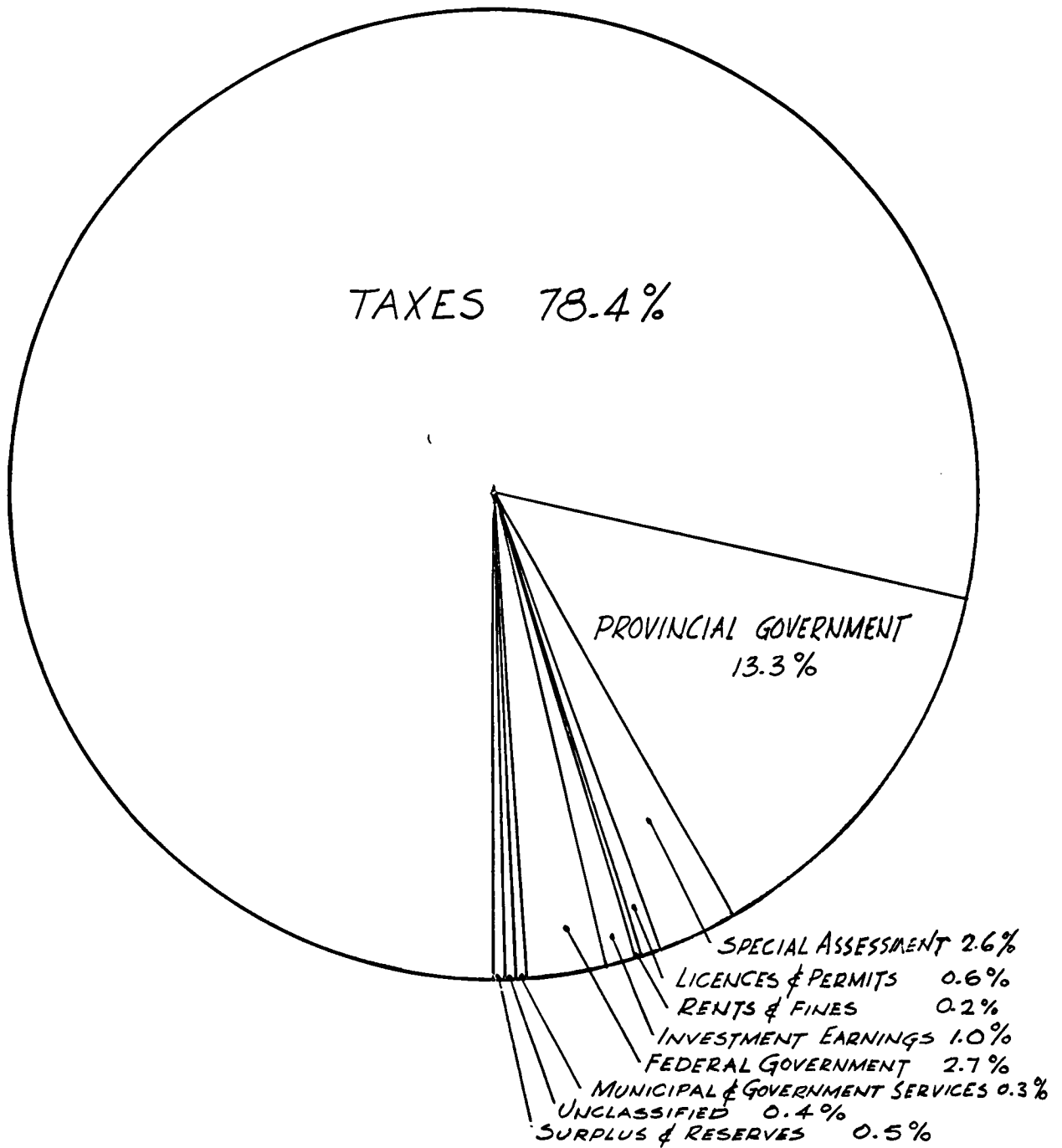
AND WHEREAS the Estimates of this Council shown the sum of \$5,290,325.99 is required for the lawful purpose of the Municipality for the current year and the estimated revenue of \$1,391,865.41 from all sources other than rates for the year, and making due allowances for the abatement and losses which occur in the collection of taxes and rates for the current year, leaves a net requirement of \$3,898,460.58;

AND WHEREAS this Committee deems a rate of \$2.75 on the hundred dollars on the assessed value of the property on the roll, amount to \$141,796,200.00, is sufficient to raise such sum required to defray the expenses of the Municipality for the current year;

THEREFORE the Committee recommends that this Council do authorize the levying and collection of a rate of \$2.75 on the hundred dollars on the assessed value of the property assessed in the Assessment Roll for the current year.

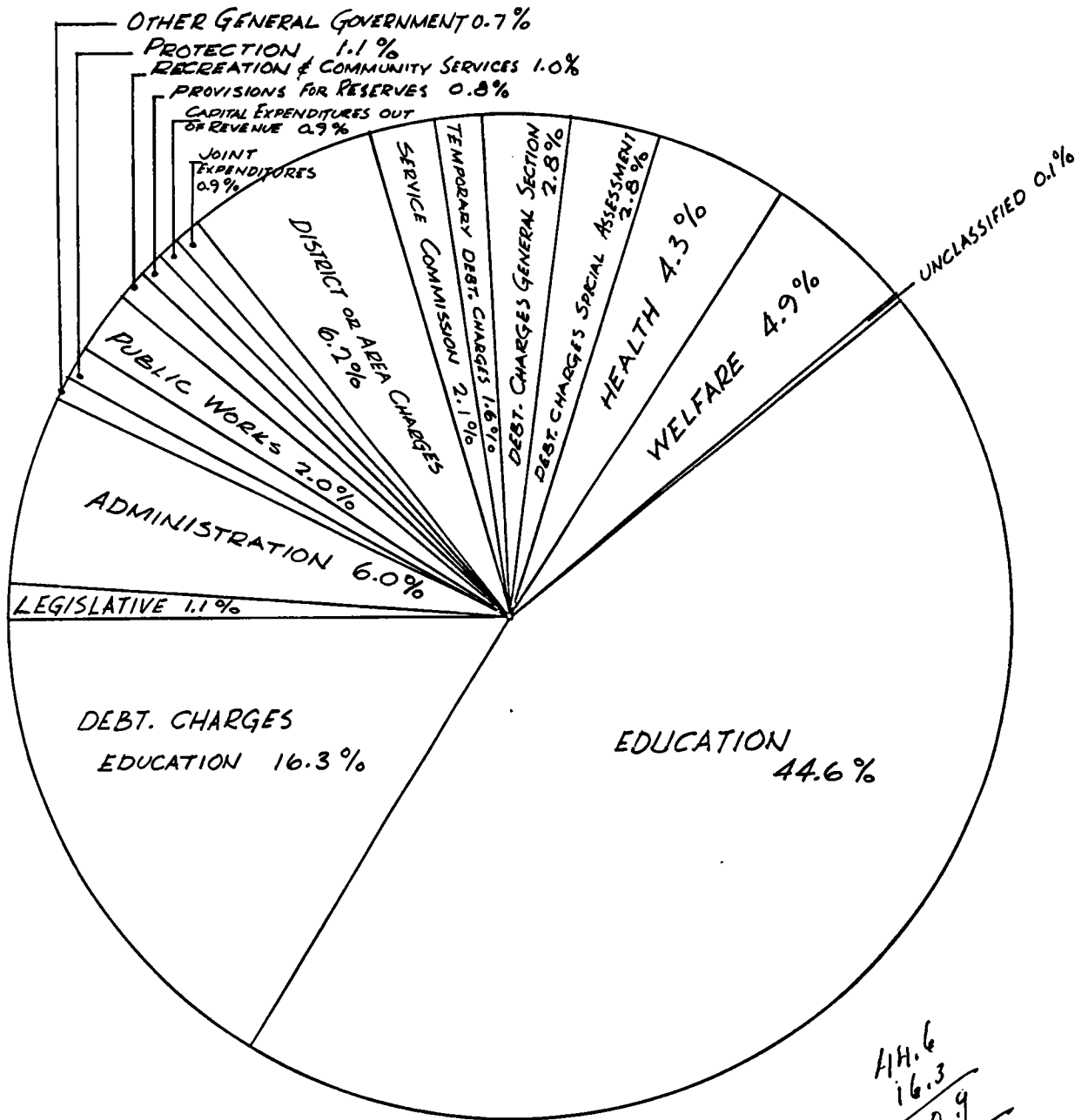
Respectfully submitted,

(Signed by the Committee).



SOURCES OF REVENUE

ARCH. DEPT. 1963, R13



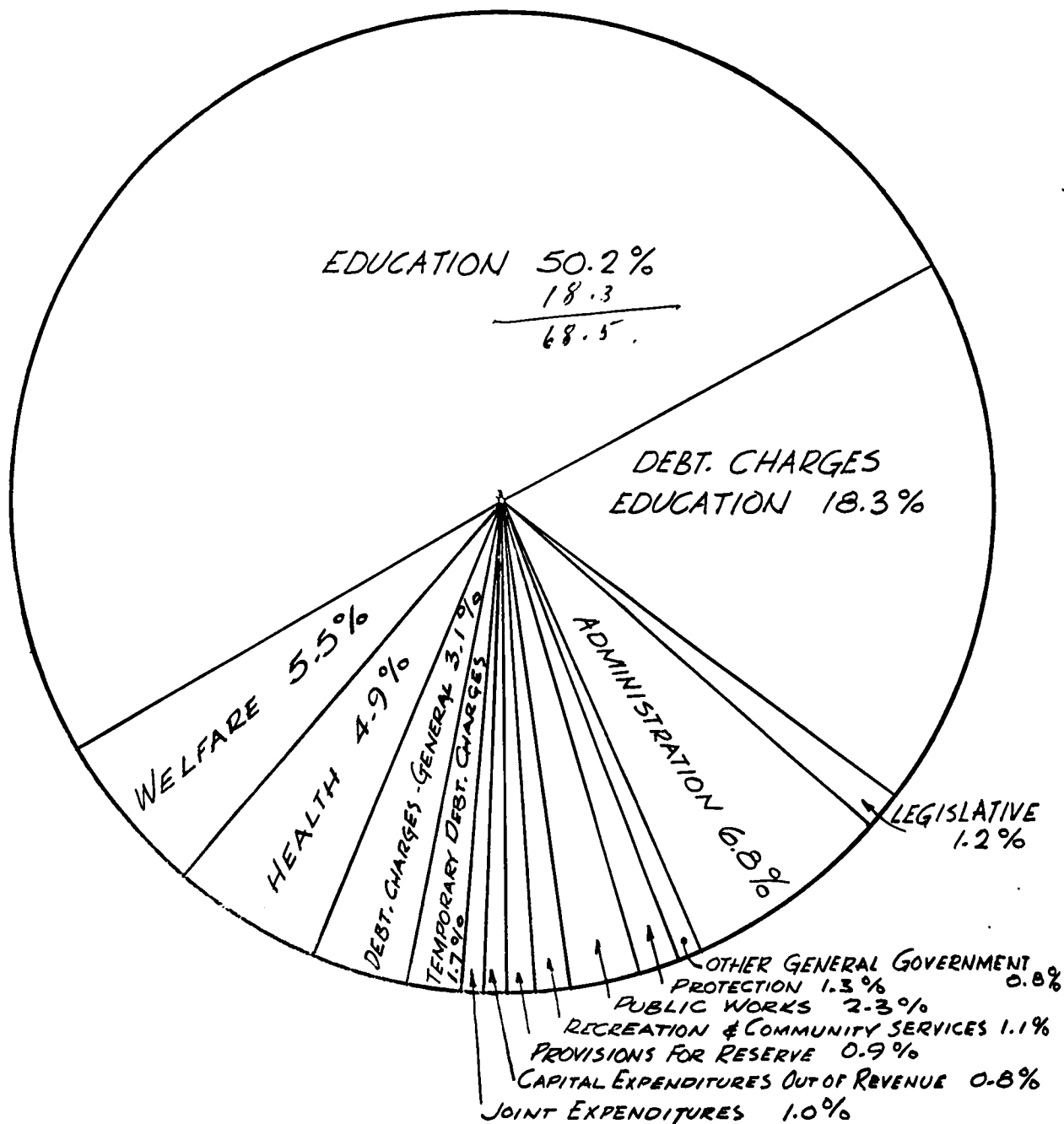
114.6
 16.3

 130.9

BREAKDOWN OF MUNICIPAL EXPENDITURES

WHERE YOUR TAX DOLLAR IS SPENT

ARCH. DEPT. 1963-RLB



BREAKDOWN OF MUNICIPAL EXPENDITURES

LESS DISTRICT RATES, AREA RATES AND SPECIAL ASSESSMENTS

ARCH. DEPT., 1963-RL3

Annual Council Session - 1963

March 19, 1963

REPORT OF THE HOSPITAL MANAGEMENT BOARD - HALIFAX COUNTY HOSPITAL

To His Honor the Warden and Members of the Municipal Council.

Councillors:-

As the Hospital Management Board has been bringing its problems to Council each month and as all Councillors get Minutes of all meetings of the Hospital Board, it seems a bit redundant to attempt to review the whole year's work in the manner that the Board did before monthly Council Meetings and before Minutes were circulated to all Councillors.

At this time the Board wishes to lay before the Council the Financial Statements for the year ended December 31, 1962. We feel that financially we have had a successful year and the Estimates show the Board's confidence in operating successfully for the year 1963 at the same Maintenance Rates that are presently in effect.

The Hospital care of patients we feel has been excellent and as you are well aware from Council's visit to the Hospital yesterday, the Board is continuing its policy of opening up wards insofar as possible, together with proceeding with the Foster Care Program; the Occupational Therapy work and as much Rehabilitation work as is possible for those patients who are about to be released to the Foster Care Plan.

The Board's program for improvement to the Hospital plant has been before Council in recent monthly reports. Council is well aware of the proposed improvements to the kitchen, the laundry and the new sewerage disposal system.

We attach hereto a copy of a report of Dr. F. P. Malcolm, the Medical Health Officer at the Halifax County Hospital, which points out some of the problems that will be facing the Board in order to improve our Patient Care. The addition of a trained Occupational Therapist, a Laboratory Technician and Registered Nursing personnel to the staff would seem to be some of the problems with which the Hospital Board has to deal, attempting to further improve our Patient Care.

Although it was thought earlier that the Farm might just about break even this year, you will see from the Financial Statements that there is a slight deficit of approximately \$1,800.00. This is regrettable by nevertheless a much improved situation over the Farm operation in the last few years and your Board looks with confidence on the future operations of the Farm and trust that another year, following the policies that were initiated last year, will see the Farm operating at a slight profit in the year 1963.

Respectfully submitted,
(Signed by the Committee)

Annual Council Session - 1963
March 19th., 1963

MUNICIPALITY OF THE COUNTY OF HALIFAX

HALIFAX COUNTY HOSPITAL

ESTIMATED REVENUE - YEAR 1963

ACCT. NO	NAME OF ACCOUNT	1962 ESTIMATES	1962 ACTUAL	1963 ESTIMATES	
				RECOMMENDED	APPROVED BY COUNCIL
300	Revenue - Board of Patients	\$ 822,231.00	\$ 828,827.68	\$ 840,000.00	\$
301	Revenue - Clothing		10,847.50	11,000.00	
302	Revenue - Income on Investments	1,300.00	1,302.24	1,300.00	
303	Revenue - Board of Staff	1,500.00	1,496.25	---	
304	Revenue - Miscellaneous		340.56	---	
306	Revenue - Farm	40,000.00	42,218.96	44,000.00	
	Revenue - Transfer from Surplus		1,525.00	---	
		\$ 865,110.00	\$ 886,558.19	\$ 896,300.00	\$

Annual Council Session - 1963
March 19th., 1963

MUNICIPALITY OF THE COUNTY OF HALIFAX

HALIFAX COUNTY HOSPITAL

PROPOSED BUDGET - YEAR 1963

1963 ESTIMATES

<u>ACCT. NO</u>	<u>NAME OF ACCOUNT</u>	<u>1962 ESTIMATES</u>	<u>1962 ACTUAL</u>	<u>RECOMMENDED</u>	<u>APPROVED BY COUNCIL</u>
401	General Expenses	\$ 5,000.00	\$ 2,983.71	\$ 3,000.00	\$
4011	Patients' Salaries	1,300.00	1,869.00	2,000.00	
4012	Occupational Therapy	1,000.00	818.93	1,500.00	
4013	Furniture Replacement	25,000.00	4,927.05	7,500.00	
4014	Workmen's Compensation	2,000.00	1,368.00	2,000.00	
402	General Maintenance	10,000.00	20,264.08	20,000.00	
403	Administrative	8,000.00	7,290.88	7,500.00	
404	Advertising	400.00	415.27	400.00	
405	Bedding	4,000.00	8,840.43	10,000.00	
406	Bond Redemption & Government Loans	33,475.89	33,475.89	33,626.16	
407	Car Expense	1,000.00	1,685.21	1,500.00	
408	Cleaning Materials	7,500.00	8,505.55	8,500.00	
409	Fuel	15,000.00	17,058.89	15,000.00	
410	Committees	3,500.00	3,339.72	3,500.00	
411	Dishes	1,800.00	(605.65)	1,000.00	

ACCT. NO	NAME OF ACCOUNT	1962 ESTIMATES	1962 ACTUAL	1963 ESTIMATES	
				RECOMMENDED	APPROVED BY COUNCIL
412	Electric Bulbs	\$ 3,000.00	\$ 324.97	\$ 500.00	
413	Electric Lights	8,000.00	8,475.29	8,000.00	
414	Electric Power	4,000.00	4,072.31	4,000.00	
415	Hardware	1,400.00	281.77	1,000.00	
416	Hospital Expense	3,000.00	1,855.90	2,000.00	
417	Insurance	2,300.00	3,309.10	3,300.00	
418	Interest on Bonds	12,304.39	12,304.39	11,074.12	
4181	Interest Expense		5,834.22	6,000.00	
419	Maintenance - Plumbing	6,000.00	7,143.73	6,500.00	
420	- Electrical	10,000.00	17,479.27	5,000.00	
421	- Heating	5,000.00	1,666.06	1,500.00	
422	- Kitchen	4,000.00	7,386.99	4,000.00	
423	- Laundry & Supplies	2,500.00	5,968.64	3,000.00	
424	Mops and Brooms	700.00	722.86	700.00	
426	Paint	2,400.00	1,281.73	1,500.00	
427	Radio Repairs	800.00	810.63	800.00	
428	Salaries	330,000.00	349,304.97	401,400.00	
429	Salaries - Health Officer	13,915.00	13,915.00	16,300.00	

1963 ESTIMATES

ACCT. NO	NAME OF ACCOUNT	1962 ESTIMATES	1962 ACTUAL	RECOMMENDED	APPROVED BY COUNCIL
430	Telephone	\$ 1,200.00	\$ 1,197.15	\$ 1,200.00	
431	Transportation	2,000.00	(2,235.55)	---	
432	Religious	380.00	375.00	400.00	
433	Uniforms	750.00	962.19	1,000.00	
435	X-ray	100.00	189.75	200.00	
436	Dental Laboratory Expenses	500.00	458.28	500.00	
438	Depreciation	9,000.00	12,374.41	12,000.00	
440	Capital Expenditure out of Revenue	6,200.00	6,561.70	---	
439	Provision for Reserve for new Boiler & Laundry Room	82,500.00	46,000.00		
4015	Travelling Expenses		283.59	1,200.00	
442	Pension Contributions			16,800.00	
		\$ 624,725.28	\$ 620,541.31	\$ 626,900.28	

Annual Council Session - 1962
March 19th., 1963

MUNICIPALITY OF THE COUNTY OF HALIFAX

HALIFAX COUNTY HOSPITAL - FARM

PROPOSED BUDGET - YEAR 1963

1963 ESTIMATES

ACCT. NO.	NAME OF ACCOUNT	1962 ESTIMATES	1962 ACTUAL	RECOMMENDED	APPROVED BY COUNCIL
501	Farm Expense - Cattle	\$ 1,000.00	\$ 6,565.00	\$ 6,000.00	\$
502	- Pigs	700.00	393.00	500.00	
503	- Chickens	1,000.00	(1,088.00)	1,000.00	
504	General Expense	3,500.00	5,643.74	5,000.00	
505	Electric Lights	900.00	730.68	900.00	
506	Straw & Shavings	1,000.00	625.30	700.00	
507	Feed - Cattle	3,500.00	4,953.05	5,000.00	
5071	- Chickens	6,000.00	9,318.14	10,000.00	
5072	- Pigs	2,000.00	1,755.35	2,000.00	
508	Fertilizer	600.00	1,266.39	600.00	
509	Seed	400.00	263.52	100.00	
510	Salaries	9,000.00	9,730.25	10,600.00	
511	Truck Expense	1,000.00	418.94	500.00	
512	Truck Gas	500.00	275.41	300.00	
513	Repairs - Farm Machinery	500.00	278.80	200.00	
514	Tractor & Bulldozer Expense	1,000.00	502.40	500.00	
515	Tractor Gas	400.00	346.65	400.00	
		\$ 33,000.00	41,978.62	\$ 44,300.00	\$

Annual Council Session - 1963
March 19th., 1963

MUNICIPALITY OF THE COUNTY OF HALIFAX

HALIFAX COUNTY HOSPITAL - SUPPLIES

PROPOSED BUDGET - YEAR 1963

1963 ESTIMATES

ACCT. NO	NAME OF ACCOUNT	1962 ESTIMATES	1962 ACTUAL	RECOMMENDED	APPROVED BY COUNCIL
601	Drugs	\$ 10,000.00	\$ 18,378.28	\$ 18,000.00	\$
602	Groceries	65,000.00	80,950.16	81,000.00	
603	Fruit & Vegetables	15,000.00	13,614.87	14,000.00	
604	Meat	37,000.00	45,673.12	46,000.00	
605	Fish	10,000.00	5,415.19	6,000.00	
606	Flour	5,000.00	1,572.86	1,600.00	
607	Butter & Margarine	5,000.00	5,989.77	6,000.00	
608	Milk	28,000.00	25,770.71	26,000.00	
609	Tea & Coffee	4,000.00	2,668.54	3,000.00	
610	Tobacco	6,000.00	8,383.90	8,500.00	
611	Boots & Shoes	2,000.00	2,330.53	3,000.00	
612	Clothing	8,000.00	12,885.61	12,000.00	
		\$ 195,000.00	\$ 223,633.54	\$ 225,100.00	
	GRAND TOTAL	\$ 852,725.28	\$ 886,153.47	\$ 896,300.00	\$

ANNUAL COUNCIL SESSION - 1963

MARCH 19 - 1963

REPORT FOR THE HALIFAX-MUSQUODOBOIT VETERINARY ASSISTANCE BOARD

To His Honour, the Warden, and Members of the Council
of the Municipality of Halifax County.

The Veterinary Board held six meetings in the past year; two of these were negotiation meetings with veterinarians, others were dealing with a new method of paying veterinary assistance as was developed by the Board due to complaints by farmers and difficulties with the veterinarians.

Several bargaining meetings were held to negotiate a contract with Dr. Nettleton. Later on negotiations were started with Dr. Mowbray. During these negotiations farmers had to be paid mileage so the Board organized a method for farmers to turn in their slips and the Board paying mileage direct to them at the rate of 35 cents a mile.

This system has involved a great deal more work and complications but since it has gone into effect there have been no complaints from farmers.

At the present time it is the unanimous decision of the Board that this method has given us better service than any other method used. The Board is continuing on this basis and will watch it closely to see how it may develop in the coming year.

Enclosed is a financial statement for our years expenses.

For the coming year it will be necessary to have the following grants:

From the Municipality of the County of Halifax \$ 900.00
From the Nova Scotia Department of Agriculture 1,246.00

Respectfully submitted for the Halifax-Musquodoboit
Veterinary Assistance Board.

Yours truly,

Peter Stewart
Secretary-Treasurer

CHEQUES PAID OUT IN JANUARY:

January 24	Austin MacKay	20.00	attending meeting
January 24	Garnet MacMichael	20.00	attending meeting
January 24	Elmer Sibley	20.00	attending meeting
January 24	Havelock Erskine	20.00	attending meeting

CHEQUES PAID OUT IN FEBRUARY:

February 8	Austin MacKay	20.00	attending meeting
February 8	Garnet MacMichael	10.00	attending meeting
February 8	Elmer Sibley	10.00	attending meeting
February 8	Havelock Erskine	10.00	attending meeting
February 9	Dr. L. B. Nettleton	106.40	payment under grant
February 12	Harry Taylor	1.50	mileage
February 12	Clifford Fraser	16.00	mileage
February 12	Donald Carver	9.00	mileage
February 12	James Carroll	15.00	mileage
February 12	Lester Ashley	8.00	mileage

CHEQUES PAID IN MARCH:

March 22	Ira Holman	7.50	mileage
March 22	Kenneth Fox	5.00	mileage
March 28	Austin MacKay	16.50	mileage
March 28	Mrs. Isaac Holman	6.50	mileage
March 28	James Carroll	18.50	mileage
March 28	Austin MacKay	6.50	mileage

CHEQUES PAID OUT IN APRIL:

April 9	Ralph Cruikshank	13.00	mileage
April 9	Walter Ramsey	11.55	mileage
April 12	Owen Isenor	8.50	mileage
April 12	Donald Carver	16.50	mileage
April 12	Seymour Stewart	18.50	mileage
April 16	Austin MacKay	10.00	attending meeting
April 16	Garnet MacMichael	10.00	attending meeting
April 16	Elmer Sibley	10.00	attending meeting
April 16	Havelock Erskine	10.00	attending meeting
April 16	Malcolm Sibley	7.50	mileage
April 17	Donald Carver	12.00	mileage
April 19	Dr. Mowbray	25.90	mileage
April 24	Ralph Cruikshank	10.50	mileage
April 24	Donald Carver	10.50	mileage
April 30	Smith Archibald	20.85	mileage

CHEQUES PAID OUT IN MAY:

May 3	Smith Archibald	14.00	mileage
May 7	John E. Redmond	19.00	mileage

CHEQUES PAID OUT IN MAY: (CONT'D)

May 7	Philip Dean	19.00	mileage
May 7	Lorne Scott	16.50	mileage
May 7	Cecil Kerr	12.50	mileage
May 16	Owen Isenor	4.20	mileage
May 26	Ronald Bellefountain	19.60	mileage
May 23	Smith Archibald	1.75	mileage
May 23	Ronald Isenor	9.80	mileage
May 23	John H. Higgins	1.75	mileage
May 23	Ralph Cruikshank	3.00	mileage
May 28	David Reid	11.55	mileage
May 28	Watson Benjamin	4.50	mileage
May 28	Steve Isenor	7.70	mileage

CHEQUES PAID OUT IN JUNE:

June 1	Gert de Gier	10.50	mileage
June 1	Elmer Sibley	1.35	mileage
June 1	James Carroll	2.45	mileage
June 1	Bertis Flemming	8.75	mileage
June 11	Ken Fox	1.75	mileage
June 11	Ivan Cook	5.00	mileage
June 11	Peter Vissers	8.75	mileage
June 11	Ben Vandergof	8.75	mileage
June 11	Jim Streach	14.50	mileage
June 15	George Burris	18.20	mileage
June 15	Arie Vering	8.40	mileage
June 15	Dr. Mowbray	24.50	mileage
June 26	Percy Fisk	1.75	mileage
June 29	Elmer Sibley	12.95	mileage
June 21	Frank Fox	8.00	mileage

CHEQUES PAID OUT IN JULY:

July 9	Clifford Thomas	12.25	mileage
July 9	Clifford Thomas	12.00	mileage
July 9	Havelock Erskine	6.50	mileage
July 9	Charlie Higgins	8.00	mileage
July 9	Carl Grant	11.55	mileage
July 9	John Cook	11.20	mileage
July 11	Elmer Sibley	3.50	mileage

CHEQUES PAID OUT IN AUGUST:

August 14	Ira Holman	10.50	mileage
August 14	Bertis Flemming	11.20	mileage
August 14	Herb. Jodrey	10.00	mileage
August 14	James Streach	12.00	mileage
August 14	Douglas Redmond	12.00	mileage
August 14	Dr. Mowbray	101.85	mileage

CHEQUES PAID OUT IN AUGUST: (CONT'D)

August 15	John Redmond	8.00	mileage
August 15	Bertis Flemming	11.20	mileage
August 24	John Redmond	8.00	mileage

CHEQUES PAID OUT IN SEPTEMBER:

September 7	Lawrence Lemmon	11.00	mileage
September 12	Ira Holman	16.00	mileage
September 24	Seymour Stewart	12.00	mileage
September 24	Dr. Mowbray	25.20	mileage
September 28	Mrs. Carrie Abbott	17.80	mileage

CHEQUES PAID OUT IN OCTOBER:

October 1	Winifred McFetridge	9.00	mileage
October 10	William Leedham	11.20	mileage
October 22	Dr. Mowbray	14.00	mileage
October 22	Winifred McFetridge	12.00	mileage
October 22	Arie Levering	12.00	mileage
October 22	Carl Grant	83.50	mileage
October 22	John Redmond	11.00	mileage

CHEQUES PAID IN NOVEMBER:

November 19	Caas Verboom	7.00	mileage
November 19	Irving Conrod	17.50	mileage
November 19	Hilton Tully	10.00	mileage
November 19	Clarence Isenor	5.50	mileage
November 19	James Carroll	12.00	mileage
November 19	Gerald Fraser	13.00	mileage
November 19	Edward McLean	14.00	mileage
November 19	Ralph Cruikshank	3.00	mileage
November 21	Dr. Mowbray	11.55	mileage
November 22	Herman Juurlink	29.40	mileage
November 29	Ira Holman	18.00	mileage
November 29	Grant Isenor	11.55	mileage
November 29	Charles Jeffers	14.20	mileage
November 29	Edward McLean	10.00	mileage
November 29	Frank Fox	11.20	mileage
November 29	Lester Erskine	12.60	mileage
November 30	Harry Tully	9.00	mileage

CHEQUES PAID OUT IN DECEMBER:

December 3	Gert de Gier	12.50	mileage
December 28	Gus Dickie	11.20	mileage
December 28	James Carroll	10.85	mileage
December 28	Don Carver	21.00	mileage
December 28	Alfred Nieforth	9.10	mileage
December 28	James Streatch	10.00	mileage
December 28	Charlie Higgins	5.00	mileage
December 28	Jack Castle	9.10	mileage

MARCH 19 - 1963

REPORT FOR THE HALIFAX-SOUTH EAST VETERINARY ASSISTANCE BOARD

To His Honour, the Warden, and Members of the Council
of the Municipality of Halifax County.

The Veterinary Board met twice in the past year to deal with the routine business of the Board.

Financial reports were scrutinized and discussed. As there were no complaints from the farmers, the Board devoted some of its time to livestock education. Plans are under way to bring in a veterinarian to deal with livestock parasites. This could be a very educational feature for all livestock owners in the area.

Enclosed is a copy of the financial statement and we will require the following grants to carry on the work of the Board:

From the Municipality of the County of Halifax \$1,300.00

From the Nova Scotia Department of Agriculture 1,800.00

Respectfully submitted for the Halifax-South East
Veterinary Assistance Board.

Yours truly, ,

Peter Stewart
Secretary-Treasurer

ANNUAL REPORT OF THE VETERINARIAN

Covering period from January 1, 62 to December 31, 62

Veterinarian - Halifax Veterinary Hospital Limited.

1. Complete the following Table showing the number of calls made during the period covered by this report:

The following figures are approximate -

19__	<u>Horses</u>	<u>Cattle</u>	<u>Sheep</u>	<u>Swine</u>	<u>Poultry</u>
January	7	17	3	3	
February	9	15	0	2	
March	7	18	2	4	
April	4	10	1	2	
May	3	7	0	5	
June	4	8	0	1	
July	2	6	0	2	
August	0	10	0	3	
September	2	10	0	0	
October	3	14	0	2	
November	6	13	0	5	
December	5	15	1	3	

232 Calls

T. B. Testing Bangs' Disease Calfhood Vaccination

2. No. of Cattle 138
3. Common diseases encountered in order of their prevalence:

<u>Horses</u>	<u>Cattle</u>	<u>Sheep</u>	<u>Swine</u>	<u>Poultry</u>
Colic	Milk Fever	Parasites	Anaemia	Coccidiosis
Infections	Mastitis	Pneumonia	Agalactia	
Malnutrition	Pneumonia	Dyctocia		
Lameness	Parasites			

4. No. miles travelled in district on official duties 7,900
5. No. meetings attended in district to discuss control of animal diseases

REMARKS: The total number of calls are down, perhaps indicating that more small farmers are no longer keeping cattle. We feel that the total livestock population remains approximately the same as last year. There have been several horses die in the colored section of Hammonds Plains from poor management and malnutrition and I feel that these people should have instruction and supervision in the care of these animals. If they remain incapable of caring for these horses properly, the S.P.C. should be called in and the horses removed. The Lungworm epidemic at the County Hospital appears to be under control and the cattle are improving in condition. The mastitis situation has also improved.

FINANCIAL STATEMENT

HALIFAX-SOUTH EAST VETERINARY ASSISTANCE BOARD
for the year ending December 31, 1962

RECEIPTS:

Cash in Bank, January 1st, 1962	\$1,133.24	
Rec. N.S. Department of Agriculture - Grant	1,800.00	
" Municipality of Co. of Halifax - Grant	<u>1,300.00</u>	\$4,233.24

EXPENDITURES:

Paid Halifax Veterinary Hospital	\$3,000.00	
" Board members - Attending Meeting	70.00	
Belmont Hotel - rent for room	<u>10.15</u>	
Total Expenditures	\$3,085.15	
Balance in Bank, December 31, 1962	<u>1,148.09</u>	<u>\$4,233.24</u>

Respectfully submitted for Halifax-South East Veterinary Assistance Board.

Peter Stewart
Secretary-Treasurer

Annual Council Session - 1963

March 19, 1963

To His Honor the Warden and Members of the Municipal Council.

Councillors:-

The general health of the inmates at the County Jail in 1962 was good. There were no major epidemics and the overall care was good.

April, 1962, saw the beginning of a new system at the County Jail, whereby new admissions were isolated as well as possible until examination by the County Jail Physician and any infectious disease cases were isolated from the rest of the inmates. The Jail Physician visited the Jail routinely on Monday, Wednesday and Friday of each week and saw any new admissions and inmates requiring medical attention. Aside from this a number of other visits were made on other days or at night when medical problems arose.

This system has a number of advantages in that all the prisoners staying at the Jail are examined and their medical condition on admission is known so that any medical problem present can be handled immediately.

Isolation of inmates with any contagious infection has probably reduced the hazard of widespread infection in the Jail.

The full co-operation of the Jail staff has been accorded me and I feel that the Jail is being kept as clean and orderly as possible in view of the basically inadequate and antiquated facilities available.

Respectfully submitted,

(Sgd.) KEVIN P. SMITH, M.D.

County Jail Physician.

Annual Council Session - 1963

March 19, 1963

JOINT ESTIMATES

CITY OF HALIFAX, CITY OF DARTMOUTH AND MUNICIPALITY OF THE COUNTY OF HALIFAX

FOR THE YEAR 1963

	1962 ESTIMATES	1962 ACTUAL	1963 ESTIMATES	INCREASE	DECREASE
Commissioners of Court House-----	\$ 36,400.00	\$ 35,988.38	\$ 39,715.00	\$ 3,365.00	
County Jail-----	61,425.00	60,552.02	59,625.00		1,800.00
City Prison-----	115,763.00	106,719.94	115,270.00		493.00
Grand and Petit Juries-----	5,000.00	3,788.02	5,000.00		
Sheriff-----	1,800.00	2,027.50	1,800.00		
Clerk of the Crown-----	900.00	989.05	900.00		
Criminal Prosecutions-----	10,000.00	9,410.59	10,000.00		
County Court Stenographer-----	3,350.00	3,350.00	3,612.50	262.50	
County Court Crier-----	900.00	900.00	900.00		
Consolidating Indexes-----	2,000.00	2,000.00	2,000.00		
Miscellaneous - Bank Interest-----	100.00	3,696.12	3,700.00	3,600.00	
Clerk and Treasurer-----	860.00	860.00	860.00		
Printing and Stationery-----	100.00	210.00	200.00	100.00	
Regional Authority-----	--	--	5,000.00	5,000.00	
	\$ 238,598.00	\$ 230,491.62	\$ 248,582.50	\$ 12,327.50	\$ 2,293.00
LESS: Surplus Previous Year-----			5,057.56		
			<u>\$ 243,524.94</u>		
LESS: Estimated Revenue					
Province of Nova Scotia re					
Court House-----	12,500.00				
City Prison and					
County Jail-----	11,700.00				
			24,200.00		
<u>NET ESTIMATE - JOINT PURPOSES</u>			<u>\$ 219,324.94</u>		
<u>APPORTIONMENT</u>					
City of Halifax-----	\$ 421,504,192.00	= 54.33%	= \$ 119,159.24		
City of Dartmouth-----	171,099,638.00	= 22.05%	= 48,361.15		
County of Halifax-----	183,214,794.00	= 23.62%	= 51,804.55		
			<u>\$ 219,324.94</u>		

COMMISSIONERS OF THE COURT HOUSE

ACCT. NO		1962 ESTIMATES	1962 ACTUAL	1963 ESTIMATES	INCREASE	DECREASE
	<u>COURT HOUSE BUILDING</u>					
902	Electric Light ----- \$	2,600.00	\$ 2,501.25	\$ 2,600.00		
903	Fuel -----	3,700.00	4,145.41	3,900.00	200.00	
904	Insurance -----	3,000.00	2,900.28	3,000.00		
905	Janitor -----	2,920.00	2,969.66	3,150.00	230.00	
906	Assistant Janitor -----	2,480.00	2,452.00	2,480.00		
907	Janitor's Supplies -----	800.00	773.06	800.00		
	Pension - Employers' Contribution -----	--	--	300.00	300.00	
	<u>MAGISTRATE'S COURT</u>					
908	Telephone -----	150.00	239.61	200.00	50.00	
909	Office -----	50.00	--	50.00		
911	Furniture & Repairs -----	100.00	--	100.00		
	<u>REGISTRY OF DEEDS</u>					
913	Office Supplies -----	2,500.00	2,767.47	2,500.00		
914	Office Equipment -----	3,000.00	6,430.34	3,000.00		
915	Binding & Re-binding -----	1,900.00	1,257.15	1,200.00		700.00
	<u>PROTHONOTARY:</u>					
916	Office Equipment -----	300.00	598.60	600.00	300.00	
917	Furniture & Repairs -----	100.00	--	100.00		
	<u>PROBATE COURT</u>					
918	Office Equipment -----	1,200.00	393.00	1,200.00		
919	Furniture & Repairs -----	150.00	12.00	150.00		
	<u>SUPREME COURT JUDGES:</u>					
920	Court Rooms -----	400.00	16.20	400.00		
921	Telephones -----	600.00	550.06	600.00		
922	Furniture & Repairs -----	100.00	2,028.51	3,000.00	2,900.00	
	<u>COUNTY COURT</u>					
923	Telephone -----	125.00	252.62	200.00	75.00	
924	Office Supplies -----	350.00	419.08	400.00	50.00	
925	Furniture & Repairs -----	200.00	308.75	200.00		
926	Water Rates -----	200.00	201.70	200.00		
927	Fire Protection Rates -----	725.00	785.45	785.00	60.00	
928	Window Cleaning -----	400.00	200.00	300.00		100.00
929	General Maintenance -----	7,500.00	2,975.36	7,500.00		
9292	Crown Prosecutor -----	--	10.82	--		
930	Secretary -----	800.00	800.00	800.00		

\$ 75,350.00
\$ 75,988.70
\$ 79,715.00
\$ 4,165.00
\$ 800.00

Annual Council Session - 1963

March 19, 1963

HALIFAX COUNTY JAIL - ESTIMATES

<u>ACCT. NUMBER</u>	<u>1962 ESTIMATES</u>	<u>1962 ACTUAL</u>	<u>1963 ESTIMATES</u>	<u>INCREASE</u>	<u>DECREASE</u>
931 Beds and Bedding-----\$	400.00	\$ 39.98	\$ 400.00		
933 Clothing-----	150.00	118.17	150.00		
934 Dentist-----	50.00	27.00	50.00		
935 Cleaning Supplies-----	600.00	547.49	600.00		
936 Drugs-----	250.00	330.37	250.00		
937 Furnishings-----	300.00	15.00	300.00		
938 Hardware-----	300.00	176.26	300.00		
939 Insurance-----	600.00	302.00	300.00		300.00
940 Bread-----	1,000.00	595.80	600.00		400.00
941 Milk-----	500.00	265.11	300.00		200.00
942 Groceries-----	3,000.00	2,768.01	3,000.00		
943 Meats-----	1,800.00	1,593.65	1,600.00		200.00
944 Fish-----	400.00	384.22	400.00		
945 Salaries-----	43,840.00	44,955.19	40,000.00		3,840.00
946 Vacation - Extra Guards--	200.00	1,566.77	1,500.00	1,300.00	
947 Jail Physician-----	2,500.00	1,945.81	2,500.00		
948 Telephone-----	175.00	246.08	175.00		
949 Uniforms-----	960.00	503.12	600.00		360.00
950 Water Rates-----	100.00	86.10	100.00		
951 Fuel-----	2,000.00	2,266.74	2,200.00	200.00	
952 General Maintenance-----	2,000.00	1,539.00	2,000.00		
953 Miscellaneous Expense----	300.00	280.15	300.00		
Pension Fund Contributions	--	--	2,000.00	2,000.00	
	<u>\$ 61,425.00</u>	<u>\$60,552.02</u>	<u>\$ 59,625.00</u>	<u>\$ 3,500.00</u>	<u>\$ 5,300.00</u>

Annual Council Session - 1963

March 19, 1963

REPORT OF THE COMMITTEE ON JURY LISTS

To His Honor the Warden and Members of the Municipal Council.

Councillors:-

Your Committee on Jury Lists reports that they accept the List of Jurors prepared by the Assessment Department for the year 1962, containing the names of all persons assessed in the Municipality of the County of Halifax who are, by reason of the amount of assessment, eligible to serve as Jurors on both the Grand and Petit Juries.

We recommend that this List be accepted by the Council.

Respectfully submitted

(Signed by the Committee)

Tuesday, March 19th, 1961

REPORT OF THE MEDICAL HEALTH OFFICER

To His Honour, the Warden, and Members of the Council of
the Municipality of Halifax County.

The Atlantic Health Unit, with headquarters at 12 Queen Street, Dartmouth, and sub-offices at 38 St. Margaret's Bay Road, Bedford and Sheet Harbour, carried out the usual public health program during 1962.

The staff in this Unit is composed of a supervisor of nurses, 13 public health nurses, 4 certified nursing assistants, 1 nutritionist, 3 certified sanitary inspectors, 1 dental hygienist and 4 stenographers. They are as follows:-

Dartmouth office:-

Mrs. Vida Matheson, Supervisor of Nurses
Mrs. Mary Timmins, Public Health Nurse
Miss Gloria Matheson, Public Health Nurse
Miss Veronica Wirt, Public Health Nurse
Miss Kathleen Smith, Public Health Nurse
Mrs. Catherine Phelan, Nursing Assistant
Miss Glenda Terris, Nursing Assistant
Miss Lorna Seaman, Public Health Nutritionist
Mr. George Leahy, Sanitary Inspector
Miss Marina Bonn, Stenographer
Miss Florence MacInnis, Stenographer
Mrs. Helen Brady, Stenographer

Armdale Office:-

Miss Edna Pitts, Public Health Nurse
Mrs. Ann MacDonald, Public Health Nurse
Mrs. Laura Whitman, Public Health Nurse
Mrs. Ella Rhindress, Public Health Nurse
Miss Audrey Morgan, Nursing Assistant
Mr. John Hayter, Sanitary Inspector
Mr. Guy Pittman, Sanitary Inspector
Miss Janice Rodney, Stenographer

Bedford Office:-

Mrs. Mary Clarke, Public Health Nurse
Mrs. Frances Ferguson, Public Health Nurse
Mrs. Joan MacDonald, Nursing Assistant

Sheet Harbour Office:-

Miss Sheena MacIntosh, Public Health Nurse

This Unit serves the Municipality of Halifax County and also provides many public health services to the City of Dartmouth.

We are concerned chiefly with preventive medicine and our staff deal mainly with:-

Sanitation	School Health
Tuberculosis Control	Communicable Diseases Control
Maternal and Child Health	Nutrition
Venereal Disease Control	Dental Health
Immunization	Statistics and Reporting

There are eight health units in the province of Nova Scotia and the program carried on in all units is very much the same as outlined above.

Under the new Public Health Act, the local boards of health will be dispensed with. The directors of the provincial health units will become medical officers of health to the municipalities within that health unit. The Municipality of Halifax County was the first in the province to form a Board of Health and to make the necessary changes to comply with the provisions contained within the new Public Health Act.

A brief report follows on the more important phases of the public health program as carried on during 1962.

Sanitation - The sanitation program is concerned with water supplies, sewage disposal, milk and food supplies, restaurants, schools (in relation to approval of sites, heating, lighting, ventilation, water and sewerage), building lot inspections for sewerage disposal systems, sanitary complaints, etc. During the summer months, weekly tests were done on all lakes in the county that are used for swimming or bathing. Weekly tests were done on milk supplies at the local dairies and also at the Halifax County Hospital. The inspection of building lots for private sewage disposal systems proved to be a very heavy task. Since June, 1962, well over 500 lots were processed. Of these, approximately 10% were considered to be unsuitable, under the existing conditions, for a private septic tank and sewage disposal field. Many of these lots were later approved, after due consideration to the alterations proposed by the lot-owners.

To assist the Atlantic Health Unit sanitation staff, the Municipality of Halifax County advertised for 2 sanitary inspectors late in the summer of 1962. Mr. Donald Moors came on staff in October and another inspector may come on early in 1963. The salary and travelling expenses of these men will be paid for by the provincial government.

We trust that these additions to the staff will result in more rapid inspection of lots and an intensified general sanitation program, with special reference to restaurants, eating establishments and other food-services.

Maternal and Child Health - This program deals chiefly with a) Pre-natal teaching b) Post-natal visits c) Infant visiting d) Child Health Conferences (which are held monthly at Moser River, Sheet Harbour, Upper Musquodoboit, Middle Musquodoboit, Spryfield, Eastern Passage, North Preston, Kline Heights, Lakeside.

Local doctors attend these clinics which are sponsored by a local group, e.g., Home & School Associations. The mother is counselled by the nurse and, if necessary, is referred to the attending doctor or back to her family physician.

Immunization is also carried out at these clinics, but the bulk of the immunization program is carried out in the schools and at special immunization clinics.

School Health - This program deals chiefly with vision testing, audiometric (hearing) testing, referrals from the teachers for various illnesses, etc., Heaf (tuberculin) testing, etc.

Venereal Disease Control - Our nurses follow-up all cases and contacts of venereal disease and refer them to their family physicians or to the V.D. Clinic at the Victoria General Hospital.

Tuberculosis Control - This program consists of the follow-up of active cases, inactive cases and their contacts. Heaf (tuberculin) testing is also carried on in all the schools (in grades primary, 6, 7, 9, and 11), and on industrial groups, as required and as time permits.

During 1962, a total of 12 new cases of active pulmonary tuberculosis and 8 active extra-pulmonary tuberculosis were discovered. We also found that 6 previously inactive cases had become active. All these cases were referred to the Tuberculosis Unit at the Halifax Health Centre, or to the Nova Scotia Sanatorium at Kentville, for treatment.

Weekly chest x-ray clinics are held at the Dartmouth office on Mondays and at the Out-Patient Department, Halifax Health Centre, University Avenue, Halifax City, on each Friday morning.

Immunization - This is carried out in schools, at clinics, and in the offices of the general practitioners. During the year, 6,500 children received immunization against diphtheria, whooping cough, tetanus and polio in the schools and at clinics. A crash program for oral (Sabin) polio vaccine was held in May, and was very successful as may be noted in the following table.

	No. who received Oral Polio Vaccine	Percent of total population
Municipality of Halifax County	72,597	87
Halifax City	70,290	78
Dartmouth City	37,749	83

You may note that the response from the residents of the Municipality of Halifax County was exceptionally good.

Dental Health - Our dental hygienist, Miss Macintosh, deals chiefly with pre-school children and the children in the primary grades. She carries out educational programs and gives topical applications of fluorine, as a preventive measure against dental caries. She also counsels the parents and advises as to the need for treatment by the family dentist.

Communicable Diseases Control - In this regard, we work closely with school officials and family physicians. During the past year, no major epidemics occurred and we had the usual number of cases of chickenpox, mumps, whooping cough and measles. A number of cases of infectious hepatitis occurred. This is a virus infection causing jaundice, and presumably spread by sewage-contaminated water supplies.

A serum, Gamma Globulin, is given to family contacts and will give protective immunity for 6 - 7 weeks. Fortunately, the number of cases that do occur is relatively low. However, since each patient is usually ill for several weeks, it points up the need for better water supplies and sewerage services for the congested suburban areas.

Nutrition - Miss Lorna Seaman, B.Sc., did an extensive educational program in schools and at Home & School meetings in various centres of the county; including Enfield, Sheet Harbour, Hubbards, Terence Bay, Spryfield and St. Margaret's Bay. She also carried out surveys on school-lunch programs, and inspections on food-services at the Ocean View Welfare Home and the hospitals at Middle Musquodoboit, Musquodoboit Harbour and Sheet Harbour.

The home visiting program will be expanded in the future since many requests for her services have come in from Welfare agencies and from our public health nurses.

To summarize this report:-

- 1) Health conditions in the Municipality of Halifax County remain good during 1962.
- 2) A good deal of progress was made to improve water supplies and to extend sewerage services.
- 3) The new Public Health Act has brought many changes, which in due time, will prove to be beneficial to all concerned.

4) The population in Halifax County will continue to increase at a much greater rate than any other comparable area in this province.

5) The increase in population will mean that we must continue and intensify our efforts to provide municipal sewerage services and good safe water supplies.

6) To contend with the increasing demands for public health services, our staff must survey the various phases of our program from time to time, assess the needs of the public and make every attempt to meet these needs by taking on additional staff as and when required.

In closing, may I take this opportunity to thank the Warden, the Municipal Councillors, the members of the Board of Health, the staff in the Municipal offices, and all other interested parties, for their excellent co-operation and assistance during the year.

J. R. Cameron, M.D., D.P.H.,
Director, Atlantic Health Unit.

Annual Council Session - 1963

March 19, 1963.

REPORT OF THE MEDICAL HEALTH OFFICER - HALIFAX COUNTY HOSPITAL

To His Honor the Warden and Members of the Municipal Council.

Councillors:-

The following list is recommended for your consideration to improve patient care. It is understood that to implement these would require a substantial increase in the Hospital budget, making a higher per diem rate per patient necessary:-

- (1) Laboratory Technician
- (2) A proper graduate Occupational Therapist
- (3) Increase in Registered Nursing personnel
- (4) A proper diet kitchen set up for special trays

(1) The most pressing need from a medical viewpoint is for the establishment of a Hospital Laboratory with the services of a proper Technician. This is a necessity in the routine care of our patients. A set up is required to do routine blood work and urinalyses. With the extensive use of modern drugs - blood examinations are imperative. The number of diabetics and potential diabetics in Hospital continue to increase and require a program of constant urinalyses (four times daily) and also blood sugar estimation as needed.

(2) Our Occupational Therapy Department does good work, but this is limited because of lack of a proper graduate Occupational Therapist to direct and reorganize this vital program. Much more can be accomplished with the proper set up and know how.

(3) The number of Registered Nursing personnel needs to be increased. Our nursing problems are multitudinous, with the number of patients requiring complete nursing care building up beyond our coverage.

(4) A proper diet kitchen set up for special trays is needed. Many of our obese patients and all diabetics require restricted and special diet trays. Many of these have to be placed on closed wards to enforce adherence to diet. Of course, this depends on the mentality and the co-operation of the patient.

This increase in these patients is due to the fact that many patients continually over-eat and the more elderly hospitalized are more prone to the degenerative diseases.

Report of the Medical Health Officer - Halifax
County Hospital Continued

The placement of patients in foster homes is progressing slowly but surely. The Halifax County patients are being steadily placed, but generally speaking the other County Councils are slow to adopt this type of social welfare and the set up that is necessary to carry it out.

I would like at this time to thank the members of the Hospital Management Board and also the Hospital staff generally, for their splendid co-operation.

Respectfully submitted,

(Sgd.) F. P. MALCOLM, M.D.

Annual Council Session - 1963

March 19, 1963

REPORT OF THE MUNICIPAL COLLECTOR

To His Honor the Warden and Members of the Municipal Council.

Councillors:

The tax levy for 1962 amount to \$4,262,549.48 compared to \$3,533,804.31 for 1961 - an increase of approximately \$730,000.00.

Total tax collections of 1962 amounted to 94% of the levy and current taxes collected amounted to 82% of the levy. These figures compare favourably with those of previous years.

A total of forty-five (45) Warrants were issued and served by our Constables during 1962. This is slightly lower than previous years and mainly to the sudden loss of Constable Veinotte during the year and to the resignation of the previous Collector - Mr. Hope. Poll tax collections are a serious problem and several Warrants have already been issued in 1963 on these accounts and more will be issued within the near future.

A great deal of work was done in 1962 in preparing properties for Tax Sale. During the year a total of eight (8) sales were held with one hundred and twenty (120) properties being advertised with seventy-eight actually being sold. A net amount of \$12,276.32 was added to Lien Law Surplus and if not applied for, this amount will be available for Parks and Public Lands in five years time.

Deed Transfer in 1962 amounted to \$70,439.87 compared to \$70,926.18 in 1961. The majority of the Affidavits of Value were handled by our Agent - the Nova Scotia Trust Company in Halifax and Dartmouth.

I would like at this time to commend the staff of the Collection Department for their continued good work and in particular Mr. Kelly, the Assistant Collector. Mr. Kelly has been Administrative Head of the Department since August, 1962 and is proving to be a very capable and conscientious employee.

Respectfully submitted,

H. G. BENSTED,

Municipal Collector.

Annual Council Session - 1963

March 19, 1963

STATEMENT OF MUNICIPAL TAXES PAID AND OUTSTANDING BY DISTRICTS FOR THE YEAR 1962

District Number	1962 Taxes Paid in 1962	1953-1961 Taxes Paid in 1962	Total Taxes Paid	1962 Taxes Outstand- ing	1954-1961 Taxes Out- standing	Total Taxes Outstanding
1-----	\$ 340,148.09	\$ 22,448.71	\$ 362,596.80	\$ 45,238.86	\$ 19,618.04	\$ 64,856.90
2-----	98,406.44	20,135.43	118,541.87	29,673.43	14,046.66	43,720.09
3-----	304,819.81	47,194.66	352,014.47	78,457.15	34,770.59	113,227.74
4-----	348,586.59	56,022.45	404,609.04	63,542.42	24,548.73	88,091.15
5-----	206,495.45	22,960.27	229,455.72	30,706.75	11,943.50	42,650.25
6-----	194,720.32	28,694.80	223,415.12	44,658.74	21,024.46	65,683.20
7-----	137,744.41	22,678.85	160,423.26	28,347.32	15,085.99	43,433.31
8-----	336,917.26	37,628.65	374,545.91	63,879.74	24,830.72	88,710.46
9-----	88,354.24	15,060.42	103,414.66	22,191.44	10,534.32	32,725.76
10-----	73,650.50	17,918.66	91,569.16	31,492.99	21,524.15	53,017.14
11-----	63,903.35	13,502.51	77,405.86	20,856.14	8,453.36	29,309.50
12-----	366,984.62	48,896.19	415,880.81	61,238.10	26,649.63	87,887.73
13-----	172,016.77	17,767.96	189,784.73	19,913.14	10,094.03	30,007.17
14-----	69,684.45	9,826.30	79,510.75	24,122.08	14,633.29	38,755.37
15-----	24,165.67	3,143.68	27,309.35	4,954.29	2,786.71	7,741.00
16-----	13,659.44	6,477.18	20,136.62	12,223.07	16,490.50	28,713.57
17-----	35,240.84	7,434.67	42,675.51	10,205.55	5,268.41	15,473.96
18-----	31,978.34	5,273.69	37,252.03	6,907.36	2,946.77	9,854.13
19-----	36,672.52	6,556.38	43,228.90	10,941.35	6,053.12	16,994.47
20-----	17,941.49	5,220.15	23,161.64	6,670.53	4,733.80	11,404.33
21-----	66,071.26	5,359.66	71,430.92	7,061.23	4,319.90	11,381.13
22-----	15,578.97	2,869.86	18,448.83	3,553.30	2,759.31	6,312.61
23-----	52,434.05	9,737.36	62,171.41	12,348.01	9,516.54	21,864.55
24-----	33,203.36	7,829.14	41,032.50	12,093.16	6,504.18	18,597.34
25-----	20,272.61	7,009.09	27,281.70	6,818.25	3,681.47	10,499.72
26-----	62,682.34	7,499.58	70,181.92	8,804.50	5,389.45	14,193.95
27-----	203,201.93	47,454.13	250,656.06	70,303.78	27,945.82	98,249.60
Poll Taxes-----	69,399.19	10,585.55	79,984.74	53,691.05	40,735.73	94,426.78
	\$3,484,934.31	\$ 513,185.98	\$3,998,120.29	\$790,893.73	\$396,889.18	\$1,187,782.91

Tuesday, March 19th., 1963

REPORT OF THE MUNICIPAL SCHOOL BOARD

To His Honour, the Warden, and Members of the Council
of the Municipality of Halifax County.

The Municipal School Board wishes to present the following report to the Municipal Council:

TEACHERS' SALARIES

As the Council is already aware, the Provincial Government plans to introduce a new Grant Scale for teachers' salaries. The first part of the new scale will go into effect on August 1, 1963, the second part on August 1, 1964. The Municipal School Board has agreed to pay in accordance with this scale, so that many of the teachers, especially the P.C. categories, will enjoy a raise in salary in August of this year.

However, the new Grant Scale is lower in some T. L. categories than the present County Scale so the Municipal School Board agreed to pay each teacher a basic salary, not less than he or she is now receiving.

As a result of a series of negotiations with representatives of the Nova Scotia Teachers' Union and mediation with Mr. John McInnis, the Municipal School Board is recommending increases to the Board's present salary scale.

T. L. 3 -	\$ 140.00
T. L. 2 -	120.00
T. L. 1 -	80.00

The yearly increments will then be in accordance with the Grant Scale or \$150.00 per year. On the basis of about 650 T. L. license teachers the above salary increases would amount to about \$75,000.00 per year above the amount the Municipality is now paying. If the Municipal Council approves of this increase the cost for the year 1963 would be about \$25,000.00, since the scale will not go into effect until August 1, 1963.

It is to be noted that these increases only involve T. L. licensed teachers. The Municipal School Board is of the opinion that the Grant Scale submitted by the Provincial Government allows for adequate increases for P.C. licensed teachers, so no request is being made on their behalf at this time.

It is also the opinion of the Board that the recommended increases for T. L. teachers will make it possible to recognize service given by these teachers to Halifax County that would not be recognized by a strict adherence to the Grant Scale.

CAPITAL PROGRAM

WEST ARMDALE SCHOOL

The Municipal School Board has been faced with two problems at the West Armdale School; flooding and overcrowding. For the past number of years the flooding conditions have been controlled, through maintenance, by a variety of means. However, a recent survey suggests that the condition of the present foundation does not allow for any satisfactory solution to the problem. Mr. John Jay, Municipal Engineer, and Mr. Lester Page, Municipal Architect, considered the problems at this school and presented a plan to the Board that will involve building a new foundation and placing the school on the new foundation. The plan also allows for the finishing of three classrooms and a crushroom in the new basement.

The Board is satisfied that if this plan is accepted by Council, the flooding problem will be solved and at the same time three extra classrooms will be had at this school. At the present time two classes in this school are on part time.

ESTIMATED COST OF THIS PROGRAM - \$60,000.00.

AREA RATES

In addition to the requisition of the Municipal School Board for the year 1963, the Board has been instructed to request the Municipal Council to approve Area Rates to the amount of \$46,889.79. These rates are requested by 14 school sections in order to provide services which may be requested by ratepayers of a school section under Section 66-1 of the Education Act and Amendments thereto.

The individual amounts requested by 12 of these school sections was appended to the Annual Reports. Two other sections have since made requests as follows:

<u>NAME</u>	<u>ESTIMATED EXPENDITURE</u>	<u>BALANCE ON HAND</u>	<u>NET AMOUNT TO BE RAISED</u>
East Preston	\$ 100.00	-----	\$ 100.00
Timberlea	3,700.00	\$ 2,301.22	1,398.78

Respectfully submitted,

MUNICIPAL SCHOOL BOARD

G. D. Burris

G. D. Burris
Chairman

MUNICIPAL SOCIAL ASSISTANCE POLICY

All persons in need residing within the Municipality of the County of Halifax shall be eligible for Municipal Social Assistance.

"Person in need" means a person who, by reason of adverse conditions, is in need of assistance in the form of food, shelter, fuel, clothing, medical care or other necessities.

Need shall be determined according to the following classification:

1. Any individual or family where the breadwinner is unemployed and without any source of income, shall be deemed to be in need. As Family Allowances are a Federal program aimed at providing extras for each child in the County, it is not classified as income. Application should be made by the breadwinner when he is in the home.

2. All applicants must be treated with respect as citizens of the area at the time of request and the principles of casework practice observed throughout, even though the interview may result in not approving the application.

3. The initial interview should include a clear interpretation to the applicant of the Welfare Department's role, both in providing assistance and in rehabilitation counselling. The applicant should be made aware of his rights in this relationship and of his responsibility in overcoming his problem. He should be made aware of policies relative to his eligibility for assistance and his use of the assistance.

4. Clients whose application is being denied should be given a clear statement of the reasons for the refusal.

5. The form (Application for Social Assistance) should be completed during the initial interview. Where this is not feasible it should be completed not later than the second interview. The Budget Sheet should be completed if there is any indication that the client has many outstanding bills or is incapable of handling finances.

6. A visit to the applicant's home should be made as soon as possible after the first interview.

7. Applicants for Social Assistance must make representation in their own behalf before assistance is granted.

Exceptions: Where the applicant is living a considerable distance from the office and some responsible person makes the referral but this should be only in cases of where the Welfare Worker considers this to be an emergency.

8. When any responsible person in the community makes a referral, and the Welfare Officer agrees to act upon this referral, under no circumstances should that person re-enter the client's problem to see what has been done; he should call the Director of Welfare to check on the matter, rather than discuss it with the client.

9. As of January 1, 1963, all Social Assistance will be issued by cheque made payable to the recipient.

10. Since a small percentage of clients will be unable to spend money wisely, 10% of these cheques can be issued in the form of joint cheques.

N.B. The Province of Nova Scotia will not reimburse for more than 10% of the total number of cases for any one month in the form of joint cheques issued to the recipient and to the person or business who will be supplying the goods and services.

11. Wherever necessary, Social Assistance cheques will be issued to cover a two-week period.

12. Unless it is absolutely necessary, rents will not be paid in advance. Where clients are receiving cheques which include rental payment as part of their assistance, the last cheque issued in the month will include the amount for rent.

13. Clients will be required to produce a receipt for our file that rent has been paid before the next cheque at the beginning of the month is issued.

NOTE: The client should get a receipt from the landlord for his own protection. It will protect the landlord assuring him of his rent. It will protect the Welfare Department, insofar as clients may be evicted if they do not pay their rent.

In all cases where rent is paid on behalf of a client, the landlord will be advised in writing, whether or not rent is to be paid, must be evaluated by the Welfare Officer each month.

14. After several interviews the cause of the problem should be determined and remedial plans will be formulated and these should appear in the notes. In determining the cause of the problems of clients who are very passive and unwilling to work, particular attention should be paid to physical health, intelligence potential, and emotional factors. Undiagnosed physical illnesses are often a major factor in causing the loss of energy in these people. Medical diagnosis may be required as part of the rehabilitation. Inadequate social functioning may also be a mark of very poor intelligence potential. The Welfare Officer should be prepared to indvate if emotional malfunctions can be handled by casework service or if psychiatric referral is indicated. Medical or psychiatric referrals should be made to the out-patient department of the V. G. Hospital by the Welfare Worker after consultation with the Director of Welfare.

15. If the settlement of the applicant is in doubt or settlement is outside the County of Halifax, a settlement disposition must be taken. If settlement is still not clear, the applicant should be taken, as soon as possible, before a Magistrate for determination of settlement. The Municipality where a person has settlement will be billed.

16. As many community resources as necessary should be used in meeting the financial or treatment needs of clients. Where possible, community groups should be encouraged to provide for those necessary extras that are beyond the scope of the Social Assistance Program.

17. Recipients of Social Assistance who own or have possession of a car may be permitted to use the car if it is used in securing income or if it is used to obtain employment. Use of the car for pleasure while on Social Assistance cannot be permitted. The Welfare Officer should consider having the applicant turn his licence plates in to the office if any problem exists. The selling of the car should be considered where the recipient is receiving social assistance on a long term basis.

18. Where applicants are living in quarters provided by relatives, rent will not be paid unless it can be shown that the relatives are themselves in a Social Assistance category; in which case, partial rental assistance may be considered.

19. Recipients of Social Assistance may be permitted part-time earnings. These earnings will be considered as income and included in the Assistance budget.

20. Where children are living in the home and are working they shall be required to make reasonable payments for board and lodging. If they are not working, they should be included in the rehabilitation planning. If they are attending school they shall then be classed as dependents and figured in the family budget. If working children refuse to contribute and the family is not prepared to assist on this, assistance will be reduced by the amount that the children should be contributing.

21. Parents should be encouraged to seek assistance from working children or other relatives living outside the home, where this is at all feasible.

22. An individual or family taken on Assistance shall be provided Assistance with food according to the following weekly scale:-

1 person	-	\$ 5.00	4 persons	-	\$ 11.00
2 persons	-	7.00	5 persons	-	13.00
3 persons	-	9.00	6 persons	-	14.50
		7 persons	-	\$ 16.00	

Additional persons each - \$ 1.00

Exception - Council has already approved a policy which permits the Director of Welfare to increase these amounts where, in his discretion, it is deemed necessary.

23. Clothing needs may be met where the need is indisputable. Clothing Bureaus should be used whenever possible.

24. Fuel needs may be met where absolutely necessary to a maximum of \$16.00 per month.

25. Board and lodging, where necessary, for an individual may be approved to a maximum of \$60.00 per month or \$15.00 per week.

26. Other items -- personal and household, may be approved to a limited extent if it is clear that they are essential to the health and well-being of the individual or the children.

27. CAUTION: Prescribed drugs may be provided only if a medical doctor signifies they are absolutely vital to prevent hospitalization or will help in returning a person to work. Prescribed drugs can not be reclaimed through Federal-Provincial sharing. Halifax Visiting Dispensary will be used wherever possible.

28. Council has approved that arrangements for funerals for deceased indigent people should be referred to the Welfare Department. If a Councillor or other responsible person is contacted by relatives or the Funeral Director the matter should be referred immediately to the Welfare Department. The Welfare Department will pay the cost of funerals only when the family of the deceased are considered eligible for Social Assistance, or have an income equivalent to the amount they would receive if they were on Social Assistance and if arrangements have been made through the Welfare Department. The Funeral Director willing to perform the ceremony for the least cost shall be asked to inter the remains.

29. All admissions to the Ocean View Home shall be as approved by Council through an administrative Committee composed of the Director of Welfare, the Superintendent of Ocean View Home and the Municipal Clerk. Any appeal from a decision of the administrative Committee shall be to the Welfare Committee.

30. Whenever possible, the applicant or the applicant's family will be asked to share the cost of maintenance and care at the Home. Where the applicant owns property, the Director of Welfare shall consider asking for the conveyance of title to the Municipality of the property in the County of Halifax to defray expenses for the applicant while in the Home, and funeral expenses in case the applicant dies.

COMMUNITY RESIDENCE PROGRAM

31. The Halifax County Welfare Department is responsible for the Community Residence Program being conducted from the Halifax County Hospital.

32. The Director of Welfare and the Social Worker in the Community Residence Program will be responsible to the Superintendent of the Halifax County Hospital during the preparation of patients for foster care, such as the rehabilitation unit.

33. The decision to have a patient placed in a foster home shall rest jointly with the Welfare Department and the medical officer and/or the psychiatrist at the Hospital.

34. The cost of boarding a patient in a foster home and the cost of personal needs, clothing, medical expenses and drugs will be borne by the Halifax County Hospital for three months after release. After three months if the patient is discharged from the Hospital, the Welfare Department will then pay for the patient's board and lodging, etc., until the patient becomes able to support himself or herself in the Community.

35. After the patient has been out of Hospital for a period of one year, the Social Worker in the Community Residence Program will normally no longer be responsible for the supervision of that patient. Each case shall be reviewed at the end of one year. If only a minimum of supervision is then required, it may be possible for that supervision to be carried out by the Welfare Officer where the patient is residing.

36. All applications from foster homes will be processed by the Social Worker in the Community Residence Program. Applicants, whenever possible, will be given the reason if their home is not considered appropriate for use as a foster home. Every attempt will be made to find a home which will meet the particular needs of the patient being considered for placement.

37. The Social Worker in the Community Residence Program shall decide upon the board rate for each patient. The foster home will be informed at the beginning that if the patient becomes capable of working he shall earn his own board or be taken from the home to be placed in a work situation. This same home could be used several times for care of new patients being released from the hospital.

REPORT OF THE FINANCE AND EXECUTIVE COMMITTEE

To His Honor the Warden, and
Members of the Municipal Council

Councillors:-

Tax Warrants have been issued as follows during the
year 1962:-

Poll Tax Warrants -----	11
General Warrants in Districts-----	34

As a result of the above Warrants being issued, most of which, of course, were executed by the Constables working out of the Municipal Office, \$15,559.47 was turned into the Municipal Office by the Constables concerned and some additional money has come directly to the office as a result of the activity of the Constables in the field. This compares with the amounts collected by the Constables during the past few years, as follows:-

1957 -----	\$ 20,274.43
1958 -----	16,598.53
1959 -----	18,042.05
1960 -----	13,082.12
1961 -----	20,466.45

Collection of Dog Licenses for the year 1962 amounted to \$17,573.50 and was collected mostly by local Constables. A comparison of this year's results with previous years is shown below for your information:

District	1959	1960	1961	1962
1 -----				\$ 1,081.75
2 -----				585.25
3 -----				883.75
4 -----				373.75
5 -----				432.25
6 -----				1,625.50
7 -----	\$ 230.00	\$ 687.00	\$ 598.25	580.00
8 -----	755.50	2,073.50	1,927.75	1,176.75
9 -----	272.25	858.00	866.25	642.25
10 -----	337.00	1,221.25	1,260.00	1,059.00
11 -----	677.75	2,147.50	1,437.50	636.50
12 -----	1,955.75	3,511.00	3,643.00	851.50
13 -----	511.25	1,104.50	1,086.50	680.00
14 -----	1,193.25	2,373.50	613.25	664.00
15 -----	144.00	377.00	402.00	358.00
16 -----	143.00	245.00	391.00	281.00

Report of Finance & Executive Committee (Continued)

DISTRICT	1959	1960	1961	1962
17 -----	\$ 248.00	\$ 398.00	\$ 729.00	\$ 677.00
18 -----	127.00	389.00	359.00	312.00
19 -----	309.00	528.00	599.00	532.00
20 -----	167.00	427.00	409.00	414.00
21 -----	206.00	511.00	447.00	464.00
22 -----	143.00	378.00	348.00	347.00
23 -----	126.00	416.00	338.00	330.00
24 -----	148.00	437.25	440.00	472.00
25 -----	90.00	245.00	245.00	201.00
26 -----	150.00	380.00	387.00	403.00
27 -----	1,032.50	2,984.50	3,321.00	1,510.25
28 -----	287.25	757.25	---	---
				<u>\$ 17,573.50</u>

Constables working out of the Municipal Office are required to turn in all Warrant Fees, as well as taxes collected, to the Municipal Office and also expenses are only paid upon receipted vouchers for actual expenses (other than mileage), while the Constables working out of the Municipal Office are required to be away overnight executing Warrants. Mileage also is only paid when daily reports are filed with the Clerk showing actual mileage, number of calls, daily returns of cash, etc.

All of the above has been carried out in accordance with the wishes of Council and we submit herewith details of expenses for the Constables working out of the Municipal Office, together with a summary of Warrant Fees turned in to the office.

Expenses:

Constable Veinotte:

Salary -----	\$ 860.77	
Mileage and Expenses -----	<u>1,513.08</u>	\$ 2,373.85

Constable Mitchell:

Salary -----	\$2,690.00	
Mileage and Expenses -----	<u>1,264.68</u>	\$ 3,954.68
		<u>\$ 6,328.53</u>

Warrant Fees:

Constable Veinotte -----	\$ 396.00	
Constable Mitchell -----	<u>927.00</u>	\$ 1,323.00

Taxes Collected under Warrant by Constables working out of the Municipal Office for the year 1962 are as follows:

Constable Veinotte -----	\$ 4,963.34
Constable Mitchell -----	10,471.13

Report of the Finance & Executive Committee (Continued)

In accordance with Council's wishes with respect to the payment of a bonus to the Constables working out of the Municipal Office, out of Warrant Fees collected, the Committee wishes to report that they have studied the work of each Constable and have decided that 50% of the Warrant Fees collected and turned in to the Office should be paid out to the Constable concerned. Accordingly, a bonus out of Warrant Fees collected has been paid out by your Committee as follows:

Constable Veinotte -----	\$	198.00
Constable Mitchell -----		463.50

This leaves the sum of \$661.50 to be credited against the expenses of the Constables' Department, which helps in mileage expense incurred by the Constables in the course of duty.

Application for re-employment has been received from Constable Mitchell and a copy of this letter is attached to this report.

We regret to report that Constable Veinotte passed away during the year 1962. While applications were received for the vacancy, no appointment was made in 1962. Your Committee plans to fill this vacancy as soon as tax billing is completed in 1963.

In view of all of the above, this Committee recommends as follows:

1. We recommend that the Constables working out of the Municipal Office again turn in all Warrant Fees collected, as part of tax collections, and the Committee be empowered to pay up to 50% of the Warrant Fees collected to the Constables concerned, as a bonus, the actual percentage to be dependent on the individual Constable's record of achievement during the year 1963; the remaining 50% or more of Warrant Fees collected to be credited against the expenses of the Constables working out of the Municipal Office.
2. We recommend that the system with respect to uniforms be continued, whereby the Municipality will purchase all uniforms necessary, but will pay only 50% of the cost - the other 50% to be paid by the Constable concerned at the rate of \$5.00 per month, to be deducted from his monthly pay cheque.
3. We recommend that mileage at the rate of \$0.12 per mile be continued, while the Constables working out of the Municipal Office are actually engaged in tax collection work or other essential work for the Municipality, provided that daily report forms are properly kept and the Committee is satisfied that mileage claimed on the daily reports is justified.

Report of the Finance & Executive Committee (Continued)

4. We recommend that the expenses, while travelling on Municipal work, such as hotels or boarding places for overnight, should be paid by the Municipality for the Constables working out of the Municipal Office, providing the amount claimed is supported by actual receipts or vouchers.
5. We recommend that the Constables working out of the Municipal Office be under the direction of the Municipal Clerk and this Committee, as has been the case for the last few years, and that two weeks' vacation with pay be granted to them at a time agreeable to the Clerk and the Committee.
6. In 1960 the Montague School building was declared surplus by the Municipal School Board and the buildings were sold and the land leased to the purchaser of the buildings for a two-year period. This lease has now expired and on checking with the Municipal School Board they advised that they are not prepared as yet to declare this land surplus and suggest that we renew this lease for a further period of two years.

The new lease has been drawn up by our Solicitors and the Committee recommends that the lease be renewed for a further period of two years under the same terms of the original lease.

7. The Tax Billing Machines in the Collection Department were purchased in 1950 and came into use when the centralized assessment system was introduced in 1951 and a completely mechanised tax accounting system was introduced. These machines have provided excellent service but like all machinery, time eventually comes, due to worn parts, etc., when the machinery must be replaced with more modern and up-to-date machinery.

The Tax Billing operation over the past few years has been hampered some times seriously with the temporary breakdown of one or other of the Tax Billing machines and this Committee has been well aware of the fact that the time is not far away when something must be done with respect to replacing them.

Your Committee recommends the purchase and installation of one F2503 Computer as manufactured by the Burroughs Business Machines Limited at a cost of \$15,595.00, less 8% Governmental discount of \$1,247.60, or a net purchase price of \$14,347.40. This machine will be able to accomplish what both the older machines were capable of doing and in addition can be used for posting cash daily for sewer billing, billing for street paving, billing for sewer maintenance charges that will be coming up starting in 1964, and also the water billing for the small utilities in Subdivisions that may be taken over from time to time in accordance with recent policy decisions of the Council. This particular machine is chosen because it dovetails into the other mechanised accounting systems used in the Building

Report of the Finance & Executive Committee (Continued)

so that existing forms can be used without change and in the event of breakdown of our Sensimatic Accounting machines, even could handle payroll operations. Your Committee recommends that this equipment be purchased from Surplus and not be a charge to the Current Revenue of the Municipality.

Respectfully submitted,
(Signed by the Committee)

19th March, 1963.

Mr. R.G. Hattie,
Municipal Clerk and Treasurer,
Municipality of the County of Halifax,
38 Dutch Village Road,
Armdale,
Halifax County, Nova Scotia.

Dear Sir:-

I hereby make application for re-appointment
as County Constable for the Municipality of the County
of Halifax for the year 1963.

Yours very truly,

(Signed) Charles Mitchell

MARCH COUNCIL SESSION - 1963

Tuesday, March 19th., 1963

REPORT OF THE PUBLIC WORKS COMMITTEE

TO HIS HONOUR THE WARDEN AND MEMBERS OF MUNICIPAL COUNCIL:

COUNCILLORS:

1. The Public Works Committee wish to recommend the acceptance of the Deed for piece of park land in the Maple Ridge Subdivision at Sackville. This piece of property has been approved by the Planning Board as a park.

2. The Public Works Committee wish to recommend the acceptance of the Deed for piece of park land in the Humber Park Subdivision at Montague Mines. This piece of property has been approved by the Planning Board as a park.

3. The Committee wish to recommend the purchase of a piece of property in District #22 for \$70.50 to be used as a dump site for that District, to be paid out of District Funds.

4. The Committee has recently reviewed requests from districts for monies to be used for improvement to parks and public lands and wish to recommend grants to the various park lands as outlined in the attached schedule.

5. In connection with the Spryfield Trunk Sewer Project the Committee wish to recommend the expropriation, by separate resolution to be introduced later, of several rights-of-way we require for this Project.

Respectfully submitted,

(SIGNED BY THE COMMITTEE)

Annual Council Session - 1963

March 19, 1963

MUNICIPALITY OF THE COUNTY OF HALIFAX

SCHOOL AREA RATES - YEAR 1963

S.S. Number	Name	Amount Required	+5%	Total	Assessment	Rate	Gross Amount	-5%	Net Revenue
1	Armdale-----	\$18,229.09	\$ 911.45	\$19,140.54	\$24,128,600	\$0.09	\$21,715.75	\$ 1,085.78	\$20,629.97
4	Beaver Bank-Kinsac	400.00	20.00	420.00	1,052,275	0.04	420.91	20.91	400.00
6	Bedford-----	8,854.65	442.73	9,297.38	11,735,825	0.08	9,388.66	469.43	8,919.23
8	Black Point-----	600.00	30.00	630.00	1,257,850	0.06	754.71	37.74	716.97
32	Preston East-----	100.00	5.00	105.00	319,450	0.04	127.78	6.38	121.40
34	Eastern Passage - Cow Bay-----	600.00	30.00	630.00	6,686,600	0.01	668.66	33.43	635.23
56	Herring Cove-----	59.15	2.95	62.10	1,759,875	0.01	175.98	8.80	167.18
58	Hubbards-----	600.00	30.00	630.00	1,694,150	0.04	677.66	33.88	643.78
62	Jollimore-----	656.20	32.86	689.06	7,244,450	0.01	724.45	36.23	688.22
75	Lower Sackville---	4,536.00	226.80	4,762.80	5,890,675	0.09	5,301.61	265.08	5,036.53
83	Middle Sackville--	610.00	30.50	640.50	1,917,200	0.04	766.88	38.34	728.54
115	Rockingham-----	9,495.92	474.79	9,970.71	13,891,550	0.08	11,113.24	555.66	10,557.58
117	St. Margaret's----	750.00	37.50	787.50	1,746,325	0.05	873.16	43.66	829.50
137	Timberlea-----	1,398.78	69.94	1,468.72	2,984,450	0.05	1,492.23	74.61	1,417.62
							<u>\$ 54,201.68</u>		

REPORT OF THE HALIFAX COUNTY REGIONAL LIBRARY BOARD

To the Warden, and
Members of the Municipal Council

Councillors:-

On behalf of the Halifax County Regional Library Board I respectfully submit this Annual Report for the year 1962.

Since the last Annual Report there have been some changes in the membership of the Regional Library Board, both Councillors and Provincial Appointees, and there have also been some changes in the Staff Personnel, including both librarians and bookmobile drivers.

The newspapers, radio and television have continued to be most helpful with publicity with regard to the operation of our bookmobiles. This complete coverage has continued throughout the three years of operation of our Branch Library. We have also had continued conscientious support from our Librarians and from the Municipal Clerk's Office and this has made it much easier for the Board Members.

On behalf of the Board Members I would like to express our thanks to all those who have contributed in any way to the success of our Library and our library service, and we hope that all those who have contributed will continue to do so in the future.

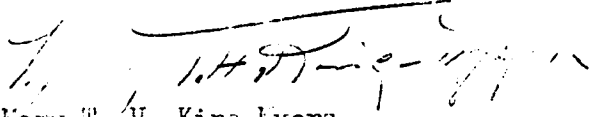
As Chairman of the Board, I would like to thank the Board Members for their support and co-operation, and ask for their continued co-operation during their term on the Board.

We wish to extend to all Councillors the continued invitation to make use of our Library service and to encourage ratepayers in their District also to use these services. We would also welcome any suggestions or recommendations from the Councillors as to how these services might be improved.

For your information, the librarians' and statistical reports are here included.

In closing, I would extend best wishes for a Prosperous and Happy 1963 to all.

Respectfully submitted,


Mary T. H. King-Myers
Chairman.

January 7, 1963

MUNICIPALITY OF THE COUNTY OF HALIFAX

REGIONAL LIBRARY BOARD

ANNUAL REPORT, 1962

The Municipality of the County of Halifax Regional Library, established April 14, 1960 provides library service for the Municipality of Halifax with a population of 85,292.

The Headquarters office is in the Municipal Building, 38 Dutch Village Road and the Municipality is served through the Armdale Branch Library, which forms part of the Headquarters office, and through two bookmobiles, one of which travels to the Eastern Shore and the Musquodoboit Valley; and the other bookmobile which travels to the suburban area and the South Shore communities.

The Regional Library Board members are:

Councillor (Mrs.) M.T.King-Myers, Chairman Municipality of the County of Halifax
Wellington Station, N. S.

Councillor C.G. McGrath, Chairman, Jan.-Nov.'62 " " " " " "
Bedford, N. S.

Councillor P. S. Baker " " " " " "
Terence Bay, N. S.

Councillor C.V. Eld, December, 1962- " " " " " "
Site 4, Box 4, R.R.1, Boutilier's Point, N.S.

Councillor P. M. Grant " " " " " "
Meagher's Grant, N. S.

Councillor R.H. McCabe, December 1962- " " " " " "
R.R. 2, Middle Musquodoboit, N. S.

Councillor C.E. Turner, Jan.-Nov.'62 " " " " " "
Moser River, N. S.

Warden G. D. Burris ex-officio
Upper Musquodoboit, N. S.

Mrs. Myron Fenton, Vice-Chairman Province of Nova Scotia
Bedford, N. S.

Mrs. John Scott " " " "
P.O. Box 31, Bedford, N. S.

THE STAFF

Headquarters

Chief Librarian	Mrs. Anne Nyland, B.A., B.L.S.
Assistant Librarian	Miss Barbara Kincaid, B.A., B.L.S.
Secretary	Mrs. Ann Janette Murdock
Clerical Assistants	Miss Joan Jollimore
	Mrs. Mabel Bond, May, 1962-
	Mrs. Laura Wellard

Armdale Branch Library

Custodian	Mrs. Phyllis Hanrahan
Student Assistants	Gary Russell
	Alice Williams

Bookmobile No. 1

Librarian	Miss Aleksandra Wawrzyszko, M.A., June, 1962-
Driver-Clerk	Mr. John Halliwell, March, 1962-

Bookmobile No. 2

Librarian	Miss Barbara MacKinnon, B.A., B.L.S., June, 1962-
Driver-Clerk	Mr. John Archibald, November, 1962-

LIBRARIAN'S REPORT

December 14, 1962 marked the second anniversary of the opening of the Halifax County Regional Library. In the first year of library operation, book circulation had grown unexpectedly fast, but in the second year these figures have been doubled.

In the three outlets (Armdale branch and both bookmobiles) a steady increase in the use of library services has been evident. Growing interest not only was expressed in figures of book circulation but also by a growing number of requests for reference services, increased attendance at story hours and puppet shows and by mounting pressure for more bookmobile stops and services.

Armdale Branch has shown a steady growth in book borrowing, both for adults and children. Adult and children circulation has grown at the same rate and borrowing figures are nearly the same. This is probably caused by the fact that borrowing at this branch is a family undertaking. Parents and children drive to the library together and all take out books. The use of the branch far exceeds its available space and the result is constant congestion at the desk. We are adding some shelving but the number of persons in the branch at peak periods is such that despite the urgent need for more book storage, no further extension can be considered. There is no floor space available. We have one table and four chairs for persons using the reference books. The line-up behind these four chairs often resembles the line-up at lunch counters during war years.

Regional Library Board and staff of bookmobile No. 1 could call 1962 bitterly: Auxillary Generator Year. The unit installed by Stairs, Son and Morrow never operated successfully. Complaints to the firm were made with distressing regularity. In August 1962 the firm decided it could not put the generator in working order. In December 1962 a new unit was finally installed; this generator has yet to prove itself.

During the summer months all children's books located in schools were recalled to headquarters, completely checked for need of repairs; book cards were changed to permit a simplified system of circulation records for the teachers. The teachers accepted the changes enthusiastically as soon as they realized the time saving.

In June we were forced to face the fact that the bookmobile schedule could not be compressed into four weeks. We had to establish a five-week schedule of exchange. This change was caused partly by an increased number of stops and partly by an increased number of consolidated schools on the schedule. At these school stops we needed more time than could be given under a four-week arrangement. The borrowers can now exchange their books once every five weeks, instead of the more desirable four-week period.

As your librarian it is my duty to present the following points for your urgent and early consideration:

- A. Branch library and headquarters, presently overcrowded, both require more space.
- B. Bookmobiles now operate on an undesirable five-week schedule, which will probably have to be lengthened to a six-week schedule, unless a third bookmobile is secured.
- C. Establishment of branch libraries in more heavily populated areas with high circulation figures, such as Bedford, Hubbards and Sheet Harbour. In establishing branch libraries responsibility lies with local communities to provide space, light, heat and cleaning; the Regional Library Board provides books, staff and equipment.

During the past year we have received numerous donations of books, accepted and acknowledged when these donations came within the board's policy on acceptance of gifts. One of the most delightful contributions made to the library has been the loan of many originals of Mr. R. W. Chambers' cartoons, for display in the branch and the bookmobiles. We should like to add our plea to those of many borrowers who have stood chuckling in front of the displays, that someday Mr. Chambers will publish his cartoons in book form.

Miss Alberta Letts, director of the Provincial Library was present when the library opened on December 14, 1960. Since that time Miss Letts has remained a faithful friend of this library, for which she had built such an excellent foundation during the establishment years. Our requests for material from other libraries are channelled through Miss Gladys Black, reference librarian, Provincial Library. Miss Black's knowledge and interpretation of our requests has enabled us to satisfy the demands of borrowers and inquirers.

Once more I should bring to your attention the outstanding assistance we have been given by all news media in Halifax and district. Television, radio and newspapers have all carried bookmobile schedules and at all times boosted the library by keeping it "in the news".

Through the past year we have lost excellent members of the staff through resignation; we have been most fortunate in finding capable persons to replenish the staff. The reports of Miss Kincaid, Miss Wawrzyszko, and Miss MacKinnon, on their departments, are included separately. These reports show their deep devotion to the service of the County Regional Library. Mrs. Hanrahan, custodian of the Armdale Branch library, friend and adviser of her many young and adult borrowers, has seen her work load grow considerably during the past year. Despite difficulties arising from lack of space and often extreme demands at the desk, she has succeeded in maintaining a pleasant atmosphere, while giving service under increasingly difficult conditions. The other members of the staff, although not so much in the public eye, have contributed no less. They have worked hard, loyally and efficiently to make the library a success.

I should like to close this report with the expression of my sincere gratitude for the great co-operation and support which your Board as a whole, and the board members individually, have given us.

Respectfully submitted,

Anne Nyland

Mrs. Anne Nyland
Chief Librarian.

EXTENSION PROGRAMME 1962

In the year 1962, the Extension Programme continued toward its objective of drawing the library and its books to the attention of the children. Two hundred and thirty-seven classrooms were visited in the early part of the year.

With the start of a new school term, the puppet show, begun on an experimental basis last year, went to thirty-nine schools on a regular schedule. The plays and their puppet Master of Ceremonies, Curious George, introduced the children to the library and the material available to them through their Bookmobile.

In the Armdale Branch, the regular story hour continued to attract the younger readers. Young Canada's Book Week was celebrated in the Branch by a puppet show including "Tom Tit Tot" and "The wonderful Tar Baby".

Entering a New Year, our minds turn to plans for it. By June, the puppet show will have visited all schools in the Bookmobile area. The fall should see our attention directed to the schools served by the Armdale Branch. In this way, the Extension Programme will have reached all children served by the Regional Library.

Before we enter the New Year, we must thank those whose efforts have made this programme possible. Mrs. Nyland, the Headquarters staff, the School Board and the County Teachers; their co-operation enabled us to complete our schedule. In addition to her Branch responsibilities, Mrs. Hanrahan travelled with the puppet show and assisted with the puppets. Their interest, assistance and encouragement has been greatly appreciated.

Barbara Kincaid.

Miss Barbara Kincaid
Assistant Librarian.

BOOKMOBILE NO. 1 REPORT OF 1962

The year of 1962 meant for Bookmobile No. 1 remarkable growth of book circulation and of borrower's membership. The juvenile circulation (an average of 15,000 per month) went up to 25,529 in November. The adult circulation (an average of 2,200 per month) reached its peak in the summer months (over 2,300 in July and over 3,200 in August). There were 103 adult and 270 juvenile registrations in the month of July alone.

With the beginning of the new school year, we gave six books per class up to and including grade four and nine books per class to grades five to eight. There were more books given to classes exceeding 36 pupils. The second and third exchange we have been able to increase the number of books loaned to nine and twelve books per classroom in most schools. The pre-school children take two books per card. This means one more book than last year. Adults may borrow eight books per card.

The bookmobile's schedule has been expanded. One more day will be added at the end of this year, thus making a 22 days schedule. Some extra stops have to be made and the time of service has to be lengthened in such crowded areas as Bedford, Spryfield and Hubbards; at the Bedford Pharmacy, the stop is scheduled for two and one-half hours, and not for an hour as it was originally in 1961. This is still insufficient time to permit borrowers to choose their books with any degree of leisure.

Requests for new books and for other books on inter-library loans increased in number within the year to an average of 110 per month. Most of these came from the larger populated areas; at one busy stop the average is 20 requests per month. Youngsters always enjoy reading fairy tales and horse books. Adults appreciate sea and war stories. Books on gardening and household sciences are also among the popular ones. However, the interests are often localized, for example, inhabitants of Peggy's Cove and Black Point ask mostly for painting and art books. The borrowers of R.C.A.F. Station in Beaverbank are fond of travel books and biographies.

All ages and all classes of people enjoy reading mysteries. Examples of this are astonishing. Once I had to deal with a reader aged four. He wanted "a good book". However, he seemed to be influenced by the taste of his family, and while his mother was busy looking for the Omnibus of crime, he browsed in vain through the picture books. Then he asked me, "Would you also get me some mystery, please!"

People rely on the bookmobile, appreciate its services and wait eagerly for our arrival. They even animate the truck in their letters, thus, we occasionally are addressed as: "Dear Bookmobile."

It would be greatly appreciated if more time could be given to such areas as Bayside and Indian Harbour; other areas with larger populations should establish branches. An immediate consideration of the problem would be advisable, as efficient work for the region may gradually become impossible under present conditions.

At the end of the summer an elderly lady, who registered with the bookmobile as a visitor in Hubbards, said to us, "I am from Philadelphia and we have fine libraries there. But I come to Nova Scotia every year, and I must say you give excellent library service to the residents of this county." My earnest wish is that we may continue to provide "excellent service" next year.

Aleksandra Wawrzyszko
Aleksandra Wawrzyszko
Bookmobile Librarian
Bookmobile No. 1

BOOKMOBILE NO. 2 REPORT OF 1962

Bookmobile No. 2 has now been in operation for 22 months, serving the Eastern Shore, Musquodoboit Valley, Eastern Passage, Cole Harbour and Grand Lake areas. Bookmobile No. 2 travelled 15,984 miles in 1962, serving both children and adults and circulating 142,689 books. There was a total of 465 new adult registrations and 395 new juvenile registrations on our run.

Service to schools is a very important part of bookmobile work. Each classroom is served individually. Three students chosen by the teacher help select the books for their classroom. Interests range widely from classroom to classroom, but certain material such as fairy tales, adventure, mystery, pioneer and animal stories enjoy popularity in every school. Our new circulation system, which utilizes slips filled in by teachers, has increased the time for book selection and sped up the return of books to the shelves. Teachers are generally very co-operative in advising the librarian of the reading level and interests of their class. With the increasing supply of books more choice is available, and it is hoped that the number of books allotted to each classroom will soon be increased. Ordinarily, during the school year, children do not borrow individually but only through their classroom; however, parents who are particularly interested may borrow for their school-age children as well as for pre-schoolers. During the summer months children borrow individually on their own cards. Children are enthusiastic borrowers as they are open to suggestions and eager to explore hitherto unfamiliar fields. This past summer, with our increased book stock, children were able to borrow two books per card rather than one as formerly. This increase was welcomed by both parents and children.

Adult circulation increased during 1962. Altogether 23,397 books were borrowed by adults at 82 stops. Requests reflect a wide variety of reading interest. Books on household sciences, art and travel were in constant demand. Dr. Helen Creighton's Bluenose Ghosts still heads the request list as it did in 1961. Some odd requests received, were for material on repairing broken violins, raising goldfinches, and healing sick sheep. Although numerous mechanical difficulties have resulted in missed days, our adult readers have been most understanding. At one stop there was such co-operation, that when the bookmobile was unable to get there, the borrowers set up their own library and exchanged their books among themselves. One patron acted as librarian and brought circulation statistics to the bookmobile on its next visit. One lady's comment sums up the enthusiasm of our borrowers: "The bookmobile is a wonderful thing for people like me who love to read."

As far as Bookmobile No. 2 is concerned, there is still an acute need for a third bookmobile. The schedule has now been lengthened to five weeks, which is too long, as many borrowers are expressing the wish for more frequent visits to their areas. Each day's schedule is so full that there is no room for additional stops. Many borrowers are requesting more time at their particular stops as 15 minutes is hardly enough time for proper book selection. As classroom allotments are increased, schools will require more time. In 1963, our schedule has been revised in order to give more students an opportunity to borrow at adult stops during their lunch hour. However, this will only partially satisfy the

increasing demand for service to high schools.

Barbara MacKinnon
Barbara MacKinnon
Bookmobile Librarian
Bookmobile No. 2

STATISTICAL REPORT

Branch Libraries	1
Bookmobile Stops	208
Bookmobile No. 1	
Adult	41
Schools	33
Adult and School Combined	21 95
Bookmobile No. 2	
Adult	46
Schools	31
Adult and School Combined	36 113

Book Stock

	<u>Fiction</u>	<u>Non-Fiction</u>	<u>Boys & Girls</u>	<u>Total</u>
Stock, Dec. 31, 1961	4,840	4,775	8,304	17,919
Added, 1962	2,874	3,199	4,244	10,317
Lost & discarded	<u>47</u>	<u>40</u>	<u>540</u>	<u>627</u>
Stock, Dec. 31, 1962	7,667	7,934	12,008	27,609

Membership

	<u>Adult</u>	<u>Boys & Girls</u>	<u>Total</u>
Dec. 31, 1961	5,083	4,954	10,037
Registered, 1962	<u>2,322</u>	<u>1,464</u>	<u>3,786</u>
Dec. 31, 1962	7,405	6,418	13,823

Circulation, 1961

	<u>Armdale</u>	<u>Bookmobile No. 1</u>	<u>Bookmobile No. 2</u>	<u>Total</u>
Fiction	23,263	7,742	9,446	40,451
Non-Fiction	11,590	4,145	4,850	20,585
Boys & Girls	<u>30,848</u>	<u>56,320</u>	<u>72,478</u>	<u>159,646</u>
Total	65,701	68,207	86,774	220,682

Circulation, 1962

Fiction	24,445	14,794	15,020	54,259
Non-Fiction	14,865	10,040	8,377	33,282
Boys & Girls	<u>36,304</u>	<u>166,340</u>	<u>119,292</u>	<u>321,936</u>
Total	75,614	191,174	142,689	409,477

HALIFAX COUNTY REGIONAL LIBRARY

Revenue And Expenditure Statement
For The Period Ended December 31, 1962

Revenue

Municipality of the County of Halifax.....	\$ 42,646.00
Province of Nova Scotia.....	42,646.00
Fines and Fees.....	<u>1,948.65</u>
	<u>\$ 87,240.65</u>

Expenditure

Books and Periodicals.....	\$ 30,731.91
Salaries	39,348.39
Bookmobile Expense	5,420.46
Equipment	1,316.32
Stationery, Supplies and Postage	3,038.66
Travelling Expenses	626.10
Book Binding	1,016.38
Telephone and Telegraph	470.26
Bookmobile Reserve	2,000.00
Rent	1,500.00
Pensions	909.38
Insurance	604.43
Miscellaneous	<u>258.36</u>
	<u>\$ 87,240.65</u>

General Section - Revenue Fund Balance Sheet
As at December 31, 1962

Assets

Due from County of Halifax	\$ <u>20,353.46</u>
----------------------------------	---------------------

Liabilities

Accounts Payable	\$ 14,553.46
Due to Capital Fund	1,800.00
Reserve for Bookmobile	<u>4,000.00</u>
	<u>\$ 20,353.46</u>

General Section - Capital Fund Balance Sheet
As At December 31, 1962

Assets

Fixed Assets

Plant and Equipment - Books and Periodicals	\$ 98,213.15
- Equipment	14,003.37
- Bookmobiles and Station Wagon, including Shelving and Generator.....	23,836.13
	\$136,052.65
Due from General Revenue Fund	1,800.00
	\$137,852.65

Liabilities

Accounts Payable	\$ 1,800.00
Investment in Capital Assets	136,052.65
	\$137,852.65

Continuity of Investments in Capital Assets

Balance January 1, 1962	\$104,004.42
Purchase of Books and Periodicals	\$ 30,731.91
Equipment	1,316.32
	\$136,052.65

AUDITORS' CERTIFICATE

We have audited the accounts of the Halifax County Regional Library for the year ended December 31, 1962.

Because of the relatively large number of books on order and in transit, we were unable to verify the exact amount outstanding in this connection. In our opinion, the amount of \$14,553.46 represents a conservative estimate.

Subject to the foregoing comment, we report that, in our opinion, the foregoing Revenue Fund and Capital Fund Balance Sheets and the attached Statement of Revenue and Expenditure present fairly the position of the Halifax County Regional Library as at December 31, 1962, and the result of operations for the year ended December 31, 1962.

H. R. DOANE & COMPANY

per C. A. King, C.A.

W. A. STECH, C.A.

W. A. Stech, C.A.

Auditors.

Armdale, Halifax County, N.S.
February 27, 1963.

PROPOSED BUDGET 1963

Proposed Receipts

Municipality of the County of Halifax.....	\$ 42,646.00	
Province of Nova Scotia	42,646.00	
Fines and fees	<u>1,900.00</u>	
Total		<u><u>\$ 87,192.00</u></u>

Proposed Budget, 1963

Books and periodicals	26,500.00	
Salaries	40,858.00	
Bookmobile and station wagon expenses ...	5,000.00	
Equipment	1,500.00	
Stationery, supplies and postage	3,500.00	
Travelling expenses	1,000.00	
Book binding	2,000.00	
Telephone and telegraph	500.00	
Bookmobile reserve	2,000.00	
Rent	1,500.00	
Pensions	1,734.00	
Insurance	800.00	
Miscellaneous	<u>300.00</u>	
Total		<u><u>\$ 87,192.00</u></u>

Annual Council Session - 1963

March 19, 1963

REPORT OF THE SCHOOL CAPITAL PROGRAM COMMITTEE

To His Honor the Warden and Members of the Municipal Council.

Councillors:-

1961 PROGRAM

Jollimore - 6 Classroom

- Seeding portion of Contract held until Spring 1963.

1961 FALL PROGRAM

Upper Musquodoboit Elementary

- Exterior grading work held until Spring 1963.

New Lower Sackville School

- Building closed in. Work proceeding - 55% completed.

Upper Sackville (Maxwell)

- Additional power supply to be installed.

Fall River

- Preliminaries being prepared for portable school.

1962 PROGRAM

Herring Cove School

- Survey completed. Expropriation proceedings being undertaken. Preliminary drawings completed.

Lakeside

- Survey of property underway. Expropriation ready for March Session. Preliminary drawings completed.

Sheet Harbour High School

- Tender awarded to MacDougall Construction Company Limited, New Glasgow. To be completed August 15, 1963.

Annual Council Session - 1963

March 19, 1963

Report of the School Capital Program Committee -
Continued

Bedford Junior High School

- Site purchased; road 60% complete. Preliminary drawings completed.

Waverley - 2 Classroom

- School addition underway. Roof will be closed in week of March 18th.

1963 PROGRAM

Cole Harbour

- Site being surveyed. Preliminary drawings completed.

Eastern Passage

- Final drawings completed and ready for tender call.

Enfield - Oldham

- Working drawings completed and ready for tender call.

Rockingham - Corsvenor Park

- Tender awarded to Blunden Supplies Limited.

Sheet Harbour Elementary

- Tenders being called for heating only. Present heating being checked by Engineers. Report to be presented to Committee.

REQUEST FOR NAMES OF NEW SCHOOLS

- (a) Bedford Junior High School
- (b) Lakeside
- (c) Herring Cove
- (d) Cole Harbour - Caldwell Road.

Respectfully submitted,
(Signed by the Committee)

Annual Council Session - 1963

March 19, 1963

SPECIAL REPORT OF THE FINANCE AND EXECUTIVE COMMITTEE RE SPECIAL
AREA RATES

To His Honor the Warden and Members of the Municipal Council.

Councillors:-

The Finance and Executive Committee respectfully recommend to this Council that Special Rates be approved as follows:-

MOOSELAND STREET LIGHTING -

A rate of \$0.16 to be levied on the ratepayers in Mooseland School Section No. 86 for Street Lighting.

LAKESIDE STREET LIGHTING -

A rate of \$0.08 to be levied on the ratepayers in the Lakeside Area in School Section No. 69 for Street Lighting.

WAVERLEY STREET LIGHTING -

A rate of \$0.09 to be levied on the ratepayers in Waverley School Section No. 144 in District No. 6.

MIDDLE MUSQUODOBOIT STREET LIGHTING -

A rate of \$0.09 to be levied on the ratepayers of School Section No. 94 in District No. 24 that lie within the boundaries of the Street Lighting System.

EASTERN PASSAGE STREET LIGHTING -

A rate of \$0.08 to be levied on the ratepayers in Eastern Passage School Section No. 34 in District No. 13 that lie within the Street Lighting Area.

FAIRVIEW STREET LIGHTING -

A rate of \$0.04 to be levied on the ratepayers in Fairview School Section No. 1F for Street Lighting.

JOLLIMORE STREET LIGHTING -

A rate of \$0.08 to be levied on the ratepayers of Jollimore, Cunard School Section No. 62 (excepting that Area served by the Armdale Service Commission) for Street Lighting purposes.

Special Report of the Finance and Executive
Committee re Special Area Rates Continued

WHITE'S LAKE-SHAD BAY STREET LIGHTING -

A rate of \$0.10 to be levied on the ratepayers of White's Lake-Shad Bay School Section No. 122 that lie within the Street Lighting Area.

FAIRVIEW SEWER NO. 1 -

A rate of \$0.34 to be levied on the ratepayers of the Fairview Area who can be serviced by the original sewer installation to cover the Area's share of the carrying charges of the sewer.

FAIRVIEW SEWER NO. 2 -

A rate of \$0.50 to be levied on the ratepayers of the Fairview Area who can be serviced by Phase II of the Sewer to cover the Area's share of the carrying charges of the sewer.

RETREAT AVENUE AND DUTCH VILLAGE ROAD SEWER -

A rate of \$0.40 to be levied on the ratepayers of Retreat Avenue and Dutch Village Road to Mumford Road to cover the Area's share of the carrying charges of the sewer.

ARMDALE SEWER -

A rate of \$0.50 to be levied on the ratepayers of the Armdale Area that can be serviced by the sewer to pay the Area's share of the carrying charges of the sewer.

SEWER MAINTENANCE -

A rate of \$0.15 to be levied on the ratepayers of all Areas serviced by sewer for the purpose of maintaining Trunk Sewers and Sewer Laterals, etc.

FIRE PROTECTION - FAIRVIEW, ARMDALE AND ROCKINGHAM AREA -

A rate of \$0.11 to be levied on the ratepayers of the Armdale, Fairview and Rockingham Areas that lie within twelve hundred feet (1,200') of a hydrant.

MIDDLE MUSQUODOBOIT GARBAGE DUMP MAINTENANCE -

A rate of \$0.02 to be levied on the ratepayers of School Section No. 94 and No. 129 of District No. 24 that lie within the boundaries of the Garbage Disposal Area.

FIRE FIGHTING - SHEET HARBOUR AREA -

A rate of \$0.11 to be levied on the ratepayers of School Section No. 124 of District No. 21 for the purpose of Fire Fighting in this Section.

Special Report of the Finance and Executive
Committee re Special Area Rates Continued

SACKVILLE FIRE FIGHTING -

A rate of \$0.13 to be levied on the ratepayers of School Sections No. 4 (excluding Middle and North Beaver Bank), 75, 78, 83, and 141 in District No. 27 for the purpose of Fire Fighting in this Area.

STREET LIGHTING TIMBERLEA -

A rate of \$0.10 to be levied on all ratepayers in the Parkdale Subdivision Area served by Street Lighting at Timberlea in School Section No. 137, District No. 2, for Street Lighting in the Area.

WAVERLEY FIRE FIGHTING -

A rate of \$0.18 to be levied on all ratepayers in the Waverley School Section No. 144 and Porto Bello School Section No. 109, in District No. 6, for Fire Fighting purposes.

FIRE FIGHTING DISTRICTS NO. 2, 3, 4, 5, 11 AND 12 -

A rate of \$0.10 to be levied on all ratepayers in Districts No. 2, 3, 4, 5 (excluding Purcell's Cove School Section No. 115), 11 and 12 for the purpose of Fire Fighting.

STREET LIGHTING LOWER SACKVILLE -

A rate of \$0.10 to be levied on all ratepayers in School Section No. 75, District No. 27, for the purpose of Street Lighting.

FIRE FIGHTING HAMMONDS PLAINS -

A rate of \$0.20 to be levied on all ratepayers in School Section No. 50, District No. 8, for the purpose of Fire Fighting.

GARBAGE COLLECTION AND DISPOSAL DISTRICT NO. 6 -

A rate of \$0.14 to be levied on the ratepayers of District No. 6 for Garbage Collection and Disposal.

GARBAGE COLLECTION AND DISPOSAL DISTRICT NO. 27 -

A rate of \$0.18 to be levied on the ratepayers of District No. 27 for Garbage Collection and Disposal.

GARBAGE COLLECTION AND DISPOSAL DISTRICT NO. 1 -

A rate of \$0.09 to be levied on the ratepayers of District No. 1 for Garbage Collection and Disposal.

GARBAGE COLLECTION AND DISPOSAL DISTRICT NO. 8 -

A rate of \$0.13 to be levied on the ratepayers in School Section No. 6 (Bedford) and that portion of Hammonds Plains School Section No. 50 receiving Garbage Collection and Disposal.

Special Report of the Finance and Executive
Committee re Special Area Rates Continued

GARBAGE COLLECTION AND DISPOSAL DISTRICTS NO. 2, 3, 4, 5, 12
AND GOODWOOD SCHOOL SECTION NO. 45 IN DSITRICT NO. 10 AND
HARRIETSFIELD AND HERRING COVE IN DISTRICT NO. 11 -

A rate of \$0.16 to be levied in Districts No. 2, 3, 4, 5, 12 and Goodwood School Section No. 45 in District No. 10 and Harrietsfield and Herring Cove School Sections No. 51 and 56 in District No. 11, for the purpose of Garbage Collection and Disposal.

STREET LIGHTING RATE - OCEAN VIEW SUBDIVISION - PURCELL'S COVE -

A rate of \$0.20 to be levied on all assessments in the Ocean View Subdivision, Purcell's Cove, District No. 5, for the purpose of Street Lighting.

STREET LIGHTING MEADOWBROOK SUBDIVISION - HERRING COVE -

A rate of \$0.11 on all assessments in the Meadowbrook Subdivision, Herring Cove, District No. 11 for the purpose of Street Lighting.

PARKS AND PLAYGROUNDS - FAIRVIEW -

A rate of \$0.02 on all assessments in Fairview for the development and operation of the W. D. Piercey Recreation Field.

PARKS AND PUBLIC LANDS -

A rate of \$0.02 on all assessments in District No. 8 for the purpose of obtaining and maintaining land for Parks and Public Lands.

STREET LIGHTING UPLANDS PARK SUBDIVISION - HAMMONDS PLAINS -

A rate of \$0.08 on all assessments in the Uplands Park Subdivision, Hammonds Plains, for the purpose of Street Lighting.

Respectfully submitted,
(Signed by the Committee)

Annual Council Session - 1963

March 19, 1963

District Number	Fire Fighting	Parks and Playgrounds	Debt Charges	Miscellaneous	5%	Total	Balance on Hand	Net Levy	Assessment	Rate Per \$100.00
1	\$	\$	\$	\$ 250.00	\$ 1.25	\$ 251.25	\$ 27.45	\$ 223.80	\$13,891,550	\$0.01
2							2,487.52			
3							4,731.10			
4							978.08			
5							1,073.19			
6							2,240.90			
7	5,947.62		1,522.38	800.00	430.00	8,700.00	1,714.79	6,985.21	5,753,650	0.15
8							1,642.16			
9							8,104.86			
10			Polio Clinics	500.00						
				1,300.00	90.00	1,890.00	2,003.76		3,811,900	0.03
11							1,756.07			
12							896.20			
13	5,500.00			350.00	260.00	6,110.00	3,338.19	2,771.81	6,737,725	0.08
14		901.00		450.90	67.63	1,419.53	352.45	1,067.08	4,509,975	0.03
15							639.79			
16			2,200.00		110.00	2,310.00	3,697.42	6,007.42	939,000	0.25
17				750.00	75.00	825.00	1,107.93		1,651,200	0.05
18							3,856.59			
19	250.00			250.00	25.00	525.00	17.94	507.06	1,751,925	0.03
20				170.00	8.50	178.50	2,438.55		891,475	0.02
21		Sheet Harbour S.S. 124		2,080.00		2,080.00	4,445.70	2,365.70		
22	1,225.00			425.00	32.00	1,682.00	1,005.25	676.75	679,050	0.10
23							1,090.23			
24	750.00				37.50	787.50	2,510.01		1,584,625	0.05
25	90.00				4.50	94.50	13.18	81.32	976,625	0.01
26							3,841.02			
27							880.30			

Annual Council Session - 1963

March 19, 1963

REPORT OF THE SPECIAL COMMITTEE ON TAXATION

To His Honor the Warden and Members of the Municipal Council.

Councillors:-

Your Committee wishes to report that they have been following up the matter of the possibility of the Municipality deriving some additional revenue from a tax on Pari Mutuels. This is not a simple matter as it might appear to be on the surface because of certain legislative difficulties that are involved and the fact that the \$2.00 bet is the standard bet acknowledged at all Race Tracks across the country where Pari Mutual betting takes place.

Your Committee has had a conference with the Provincial Secretary and our Solicitors have discussed this matter with the Deputy Provincial Secretary but because of certain provisions in the Criminal Code that provide for certain percentages being returned to the bettor, it is impossible to charge a sur tax on the amount bet and where both Provincial and Federal taxes are currently levied, there seems to be little room for Municipal taxation as well.

However, your Committee proposes to follow the matter up more fully and will have a further report for a later session of the Council.

In the meantime your Committee continues to study the possibility of finding additional sources of revenue, other than the Real Estate Tax, in order to relieve the load of taxation on Real Estate throughout the Municipality.

Respectfully submitted,

(Signed by the Committee)

Annual Council Session - 1963

March 19, 1963

REPORT OF THE WELFARE COMMITTEE

To His Honor the Warden and Members of the Municipal Council.

Councillors:-

Your Welfare Committee wishes to report that the laundry equipment that has been authorized by the Council has been installed at the Ocean View Municipal Home and is operating satisfactorily. Many of the Councillors who visited the Ocean View Municipal Home yesterday probably saw this equipment and the Committee is happy to say that already this installation has affected considerable savings in our laundry bills.

We are happy to say that the Ocean View Municipal Home operated again in the year 1962 with an excess of Revenue over Expenditure, as the Financial Statements for the year 1962 will show.

As Councillors are aware from recent Minutes that have been circulated to you, your Committee is seriously considering making additional space available for patients in the house presently occupied by Mr. and Mrs. Lynch. This is a very comfortable dwelling with a good sized living room and would make adequate space available for ten (10) additional patients at Ocean View Municipal Home. There will be no need of any structural changes in the building to speak of but merely the necessary furnishings to make the place comfortable for patients that may be admitted here. Where the Home is presently running at its maximum capacity of sixty-four (64) patients, your Committee feels that in order to meet the increasing demand for accommodation at the Ocean View Municipal Home, that this would be the best way of providing additional facilities at a very minimum cost.

Your Committee has included this in their operational budget for the year 1963, which is placed before you today and as these Estimates show, your Committee is of the opinion that the Home could be successfully operated this year at the same Maintenance Rate as last year.

COUNTY JAIL

With respect to the County Jail, your Committee wishes to report that there have been staff changes in the Jail in recent weeks and your Committee is pleased to say that the Sheriff has appointed Mr. W. H. Pushie as Acting Jailer.

Mr. Pushie has considerable experience behind him, both in dealing with people and in administration work, and your Committee has had one meeting at the Jail since Mr. Pushie has taken over as Acting Jailer, and are pleased to note that the Acting Jailer is handling his new responsibilities well.

Welfare Committee Report Continued

The Sheriff has also appointed Mr. Menzies, a former Guard, also with experience in the R.C.M.P., as Acting Assistant Jailor and it would seem to the Committee that these two people make up a team that should be able to handle the affairs at the Jail without difficulty.

Respectfully submitted,

(Signed by the Committee)

Annual Council Session - 1963
March 19th., 1963

MUNICIPALITY OF THE COUNTY OF HALIFAX
OCEAN VIEW MUNICIPAL HOME
PROPOSED BUDGET - YEAR 1963

ACCT. NO.	NAME OF ACCOUNT	1962 ESTIMATES	1962 ACTUAL	1963 ESTIMATES	
				RECOMMENDED	APPROVED BY COUNCIL
401	General Expense	\$ 1,500.00	\$ 1,527.73	\$ 1,500.00	
402	General Maintenance	1,000.00	1,825.26	2,800.00	
403	Administration	4,200.00	4,093.82	4,200.00	
404	Advertising	50.00	166.63	150.00	
405	Bedding	300.00	322.17	300.00	
406	Bond Redemption	2,000.00	2,000.00	3,000.00	
407	Car Expense	480.00	480.00	480.00	
408	Cleaning Material	600.00	684.14	700.00	
409	Fuel	4,500.00	3,595.96	3,800.00	
410	Committee	1,300.00	974.42	1,000.00	
411	Dishes	150.00	8.40	100.00	
412	Electric Bulbs	75.00	76.47	75.00	
413) 414)	Electric Light & Power	2,250.00	1,728.45	1,800.00	
415	Hardware	200.00	77.37	150.00	
416	Home Expense	400.00	386.15	400.00	
417	Insurance	400.00	743.40	743.40	

Annual Council Session - 1963
March 19th., 1963

MUNICIPALITY OF THE COUNTY OF HALIFAX
OCEAN VIEW MUNICIPAL HOME
ESTIMATED REVENUE - YEAR 1963

1963 ESTIMATES

<u>ACCT.</u> <u>NO</u>	<u>NAME OF ACCOUNT</u>	<u>1962</u> <u>ESTIMATES</u>	<u>1962</u> <u>ACTUAL</u>	<u>RECOMMENDED</u>	<u>APPROVED BY</u> <u>COUNCIL</u>
300	Revenue - Board of Patients	\$ 109,500.00	\$ 116,513.00	\$ 127,000.00	\$
304	Revenue - Miscellaneous		20.00		
		\$ 109,500.00	\$ 116,533.00	\$ 127,000.00	\$

PROPOSED BUDGET - OCEAN VIEW MUNICIPAL HOME

1963 ESTIMATES

ACCT. NO.	NAME OF ACCOUNT	1962 ESTIMATES	1962 ACTUAL	1963 ESTIMATES	
				RECOMMENDED	APPROVED BY COUNCIL
418	Interest on Bonds	\$ 3,162.50	\$ 3,162.50	\$ 3,018.75	\$
419	Maintenance - Plumbing	250.00	229.16	250.00	
420	- Electrical	300.00	178.94	400.00	
421	- Heating	700.00	442.86	700.00	
422	- Kitchen	650.00	641.45	650.00	
423	Laundry & Supplies	3,500.00	4,279.39	3,000.00	
424	Mops and Brooms	50.00	65.48	50.00	
425	Paint	350.00	196.92	200.00	
426	Medical Expenses - Patients		4.00		
428	Salaries	48,000.00	53,763.23	67,268.00	
429	Salary - Health Officer	2,000.00	2,000.00	2,000.00	
430	Telephone	250.00	236.18	250.00	
432	Religious	180.00	180.00	180.00	
433	Uniforms	200.00	247.47	250.00	
427	Radio Repairs	75.00	115.67	100.00	
601	Drugs	4,500.00	3,246.33	3,500.00	
602	Groceries	5,800.00	5,576.25	5,800.00	
603	Fruit & Vegetables	1,300.00	1,357.33	1,500.00	

PROPOSED BUDGET - OCEAN VIEW MUNICIPAL HOME

1963 ESTIMATES

ACCT. NO.	NAME OF ACCOUNT	1962 ESTIMATES	1962 ACTUAL	RECOMMENDED	APPROVED BY COUNCIL
604	Meat	\$ 5,200.00	\$ 5,627.36	\$ 5,800.00	\$
605	Fish	500.00	641.85	750.00	
606	Flour	100.00	109.68	100.00	
607	Butter & Margarine	600.00	510.35	500.00	
608	Milk	2,300.00	2,179.24	2,300.00	
609	Tea & Coffee	350.00	415.29	400.00	
610	Boots & Shoes	50.00	11.67	50.00	
612	Clothing	400.00	378.45	400.00	
611	Tobacco	45.00	9.90	30.00	
439	Capital Expenditures out of Revenue	2,000.00	446.01	2,200.00	
442	Pension Contributions			2,600.00	
		\$ 102,167.50	\$ 104,943.33	\$ 125,445.15	\$

WELFARE EXPENDITURES

FOR THE MONTHS ENDING JANUARY 31 AND FEBRUARY 28, 1963

<u>District</u>	<u>January</u>	<u>February</u>	<u>Total</u>
1	\$ 750.03	\$ 770.44	\$ 1,520.47
2	662.40	546.75	1,209.15
3	1,542.28	1,628.04	3,170.32
4	494.52	261.00	755.52
5	368.88	377.52	746.40
6	620.03	680.56	1,300.59
7	959.50	823.56	1,783.06
8	482.88	358.78	841.66
9	889.10	935.50	1,824.60
10	1,401.51	1,469.95	2,871.46
11	171.00	145.00	316.00
12	462.58	788.32	1,250.90
13	1,235.03	1,414.50	2,649.53
14	257.00	10.00	267.00
15	88.00	88.00	176.00
16	414.00	506.50	920.50
17	341.62	432.00	773.62
18	38.50	63.50	102.00
19	639.00	738.00	1,377.00
20	500.20	247.50	747.70
21	358.50	167.10	525.60
22	402.75	245.00	647.75
23	208.00	207.85	415.85
24	109.00	95.00	204.00
25	207.00	161.80	368.80
26	450.33	287.50	737.83
27	570.97	525.78	1,096.75
TOTALS	<u>\$14,624.61</u>	<u>\$13,975.45</u>	<u>\$28,600.06</u>