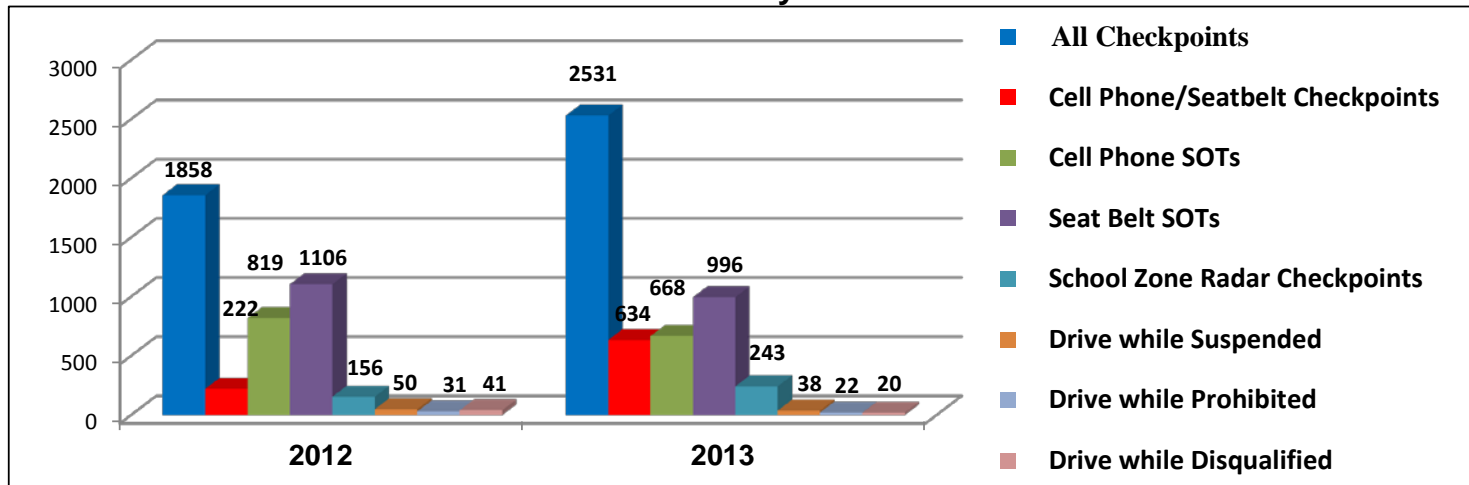




Hfx. District - Board of Police Commissioner's Dashboard - December 9th, 2013

January 1st - November 30th, 2012 - 13 Comparison

Road Safety Initiatives

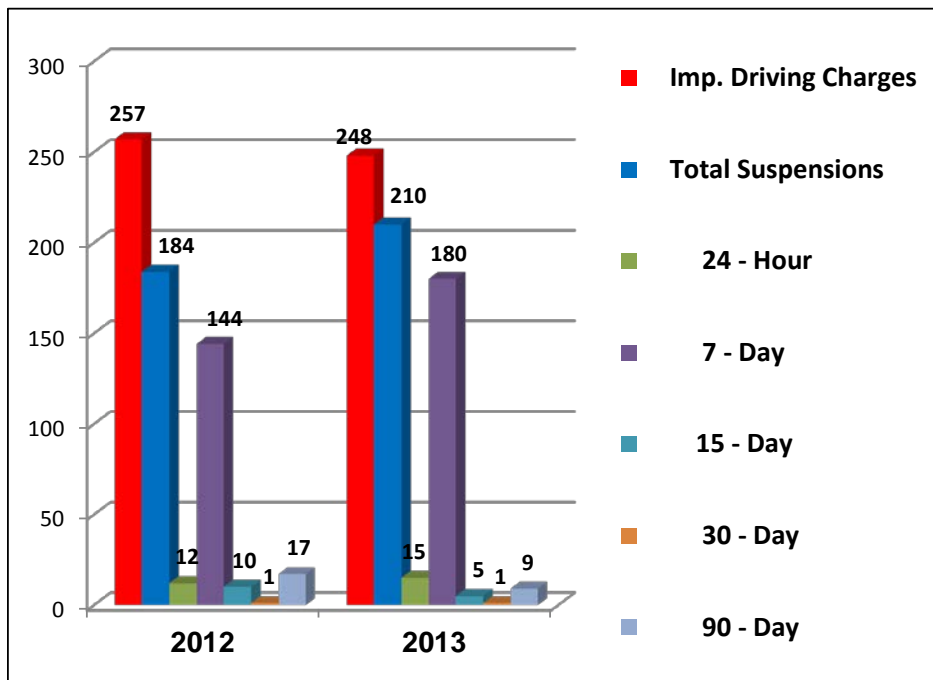


Summary

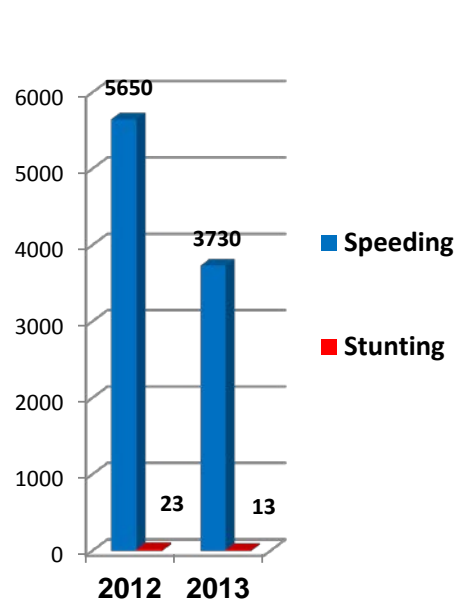
Road Safety

From January 1st - November 30th, 2013, Hfx. District experienced 634 Cell Phone checkpoints, a +186% increase over the same period last year resulting in a -14% decrease in the number of SOTs issued. From January 1st - November 30th, 2013 Hfx. District experienced 243 radar enforcement checkpoints held within the school zones, a +56% increase over the same period last year.

Impaired Driving January - November



Aggressive Driving January - November



Impaired Driving

From Jan. 1st - Nov. 30th 2013, Hfx. District received one hundred and eight 911 calls from the public, a 17% increase over the same period last year resulting in ninety-one impaired driving charges and seventeen driving suspensions. From Jan. 1st - Nov. 30th 2013, Hfx. District experienced a -4% decrease in impaired driving charges over the same period in 2012. Impaired driving suspensions increased by 14% over the same period.

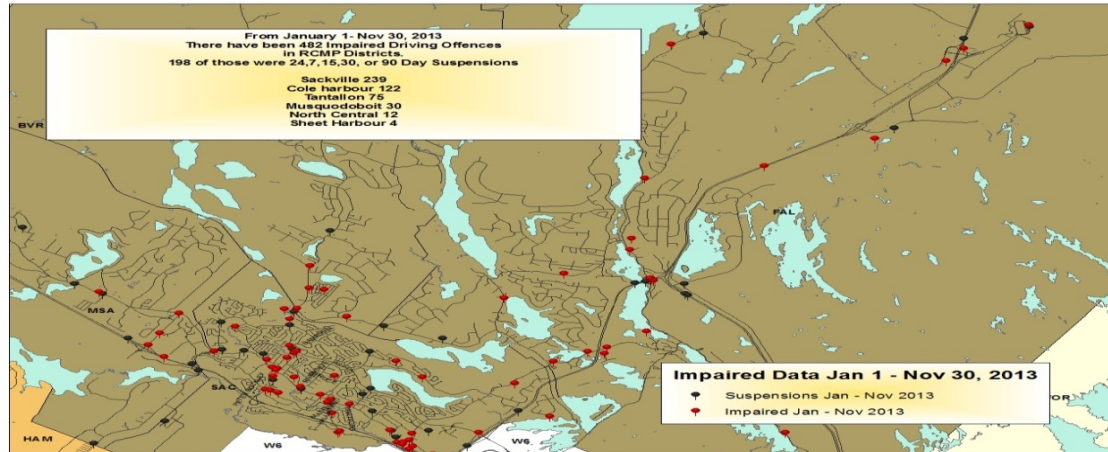
Aggressive Driving

A 36% increase in overall checkpoints, i.e. radar, seat belt etc. was experienced from January 1st - November 30th, 2013 over the same period in 2012 and a decrease of -34% in speeding SOTs was seen.



Hfx. District - Board of Police Commissioner's Dashboard - December 9th, 2013

Impaired Driving



Summary

Road Safety

Over the past five months Halifax District has been monitoring on a three week basis Road Safety issues as well as enforcement. Impaired Driving is a National Priority for the RCMP.

Crime Reduction

Over the last Comstat period RCMP had 140 Comstat related incidents, a -32% decrease from the previous Comstat period. Theft from Motor Vehicles were down to 15 from 31 the previous period. The only increase was Theft of Motor Vehicles, up slightly by 3, from 8 to 11. Halifax District began increasing patrols and static patrols in business areas / shopping parking lots to impede thefts from vehicles during the Holiday season.

RCMP Halifax District Road Safety Report
OIC C/Supt. Roland Wells
Wednesday, November 20, 2013
 Sheila Serfas C/M 240-1696, Crime Analyst Halifax District

	Oct. 29th - Nov. 18th, 2011	Oct. 29th - Nov. 18th, 2012	Oct. 8th - 28th, 2013 (Prev. Three Weeks)	Oct. 29th - Nov. 18th, 2013 (Last Three Weeks)	# Change (Last Three Weeks)	% Change (Last Three Weeks)	% Change (Same Period Last Year)	2012 YTD	2013 YTD	% Change Year over Year
Driving Complaint	57	56	50	46	-4	-8.00%	-17.86%	934	917	-1.82%
MVA - No Injury	125	112	97	100	3	3.09%	-10.71%	1790	1588	-11.28%
MVA - Injury	16	6	5	6	1	20.00%	0.00%	61	114	86.89%
MVA - Fatality	0	0	1	0	-1	-100.00%	/0	9	9	0.00%
Impaired OP MV	21	18	8	9	1	12.50%	-50.00%	249	231	-7.23%
Impaired Driving Suspensions	12	7	4	9	5	125.00%	28.57%	159	182	14.47%
Hfx. District Totals	231	199	165	170	5	3.03%	-14.57%	3202	3041	-5.03%

Fatals - 0

Pedestrian Injuries - 2 (Minor Injury)

Crosswalk/Intersection Events- 2 same file as injury