



**Halifax District RCMP
Personnel Report
January, 2011**

| | |
|-------------------------------|----------|
| Gradual Return to Work | 2 |
| Maternity Leave | 1 |
| Other | 1 |
| Parental Leave | 2 |
| Sick Leave | 6 |



Halifax District RCMP

Re: Traffic Enforcement Update Report - January, 2011

In addition to partnering with HRM Integrated Traffic Services and RCMP Metro Traffic Services Section in enforcement activity during the month; Halifax District personnel conducted traffic check points in all six districts of HRM policed by the RCMP.

The following is a synopsis of enforcement activities carried out during the month by RCMP personnel:

Suspended / Revoked / Prohibited Drivers 9

Impaired Driving:


| | |
|---|---|
| Impaired Operation of Motor Vehicle Causing Death | 0 |
| Impaired Operation of Motor Vehicle Causing Bodily Harm | 0 |
| Impaired Operation of Motor Vehicle (including ten pending formal charges) | 9 |
| Fail/Refuse Breath Sample | 6 |
| Fail/Refuse Blood Sample | 0 |
| Impaired Operation of Motor Vehicle Suspension (including 2 - 24 hr, 7 - seven day) | 9 |

Traffic Stops/Checkpoints:

| | |
|-------------------------|--------|
| Number of Traffic Stops | 1,049 |
| Number of Checkpoints | 229 |
| Vehicles Checked | 14,480 |
| Warnings Issued | 243 |

December, 2010 Summary Offence tickets: 677

| Type of Training | Total Hours |
|--|--------------------|
| African Nova Scotian Cultural Diversity (44 Members) | 352 |
| Community Policing workshop (5 Members) | 40 |
| Conducted Energy Weapon Re-certification (9 Members + 4 Instructors) | 104 |
| Emergency Response Team (3 Members) | 64 |
| First Aid (4 Members) | 128 |
| Immediate Action Rapid Deployment Re-certification (16 members + 3 Instructors) | 152 |
| Incident Management Intervention Model Phase II (9 Members + 15 Auxiliaries + 2 Instructors) | 208 |
| Intometer Conversion Course (9 Members) | 216 |
| Investigative Interviewing Course (8 Members) | 64 |
| Judicial Drafting Course (6 Members) | 336 |
| Management Development Program (1 Member) | 48 |
| Public And Police Officer Safety Instructor Course (1 Member) | 120 |
| Radar Lidar (8 Members) | 128 |
| Roadside Screening Device Instructor Course (3 Members) | 24 |
| Trunk Mobile Radio Training (9 Members + 1 Instructor) | 22 |
| Warrant Tracking Info Session (6 Members) | <u>6</u> |
| Total training hours in January 2011 | 2012 hrs. |



HALIFAX DISTRICT RCMP

Victim Services STATISTICS REPORT

January, 2011

OF THE FILES CLOSED:

- ▶ Victims contacted in 44 files
- ▶ Accepted RCMP Victim's assistance (55%)

VICTIM SERVICES COUNSELOR TOTALS:

- ▶ Number of Requests to attend Scene - 0

HIGH RISK DOMESTIC VIOLENCE CASE COORDINATION TOTALS:

Domestic violence files where the victim is at high risk for lethality.

- ▶ Number of new High Risk Files identified - 7
- ▶ Number of DVERS
 - installed - 1
 - removed - 0



**HRM Policing Services
2010 4th Quarter/Year End Statistics**



| | 4th Qtr 2009 | 4th Qtr 2010 | # Change | % Change | YTD 2009 | YTD 2010 | # Change | % Change |
|--------------------------------|-----------------|-----------------|-------------|---------------|--------------|--------------|--------------|--------------|
| PERSONS | | | | | | | | |
| Homicide | 3 | 4 | 1 | 33.33 | 12 | 11 | -1 | -8.33 |
| Attempted Murder | 6 | 2 | -4 | -66.67 | 26 | 18 | -8 | -30.77 |
| Robbery | 108 | 85 | -23 | -21.30 | 419 | 331 | -88 | -21.00 |
| Assaults | 852 | 802 | -50 | -5.87 | 3388 | 3279 | -109 | -3.22 |
| All Others | 11 | 9 | -2 | -18.18 | 57 | 59 | 2 | 3.51 |
| TOTAL | 980 | 902 | -78 | -7.96 | 3902 | 3698 | -204 | -5.23 |
| PROPERTY | | | | | | | | |
| Break And Enter | 636 | 683 | 47 | 7.39 | 2194 | 2487 | 293 | 13.35 |
| Theft Motor Vehicle | 173 | 196 | 23 | 13.29 | 651 | 610 | -41 | -6.30 |
| Theft > 5000 | 33 | 36 | 3 | 9.09 | 122 | 125 | 3 | 2.46 |
| Theft < 5000 | 2009 | 2037 | 28 | 1.39 | 7362 | 8059 | 697 | 9.47 |
| Have Stolen Goods | 519 | 518 | -1 | -0.19 | 1951 | 1978 | 27 | 1.38 |
| Frauds | 345 | 360 | 15 | 4.35 | 1404 | 1392 | -12 | -0.85 |
| TOTAL | 3715 | 3830 | 115 | 3.10 | 13684 | 14651 | 967 | 7.07 |
| CRIMINAL OTHER | | | | | | | | |
| Prostitution | 8 | 11 | 3 | 37.50 | 58 | 65 | 7 | 12.07 |
| Offensive Weapons | 97 | 77 | -20 | -20.62 | 372 | 383 | 11 | 2.96 |
| Other Criminal Code | 2264 | 2504 | 240 | 10.60 | 9690 | 10017 | 327 | 3.37 |
| TOTAL | 2369 | 2592 | 223 | 9.41 | 10120 | 10465 | 345 | 3.41 |
| TOTAL CRIMINAL CODE | 7064 | 7324 | 260 | 3.68 | 27706 | 28814 | 1108 | 4.00 |
| FEDERAL | | | | | | | | |
| General | 34 | 15 | -19 | -55.88 | 115 | 91 | -24 | -20.87 |
| Drugs | 350 | 312 | -38 | -10.86 | 1128 | 1304 | 176 | 15.60 |
| TOTAL | 384 | 327 | -57 | -14.84 | 1243 | 1395 | 152 | 12.23 |
| PROVINCIAL | | | | | | | | |
| General | 1930 | 1879 | -51 | -2.64 | 7578 | 7412 | -166 | -2.19 |
| Liquor | 303 | 302 | -1 | -0.33 | 1460 | 1320 | -140 | -9.59 |
| Traffic | 9668 | 9844 | 176 | 1.82 | 46366 | 43865 | -2501 | -5.39 |
| TOTAL | 11901 | 12025 | 124 | 1.04 | 55404 | 52597 | -2807 | -5.07 |
| TRAFFIC & COLLISION | | | | | | | | |
| Criminal Code | 660 | 596 | -64 | -9.70 | 2762 | 2441 | -321 | -11.62 |
| Collisions | 2295 | 2331 | 36 | 1.57 | 8415 | 8127 | -288 | -3.42 |
| PERSONS | | | | | | | | |
| Fatalities | 4 | 3 | -1 | -25.00 | 9 | 19 | 10 | 111.11 |
| Injured | 352 | 307 | -45 | -12.78 | 1261 | 1141 | -120 | -9.52 |



**ROYAL CANADIAN MOUNTED POLICE
REGIONAL MUNICIPALITY OF HALIFAX
4th QUARTER STATISTICAL OVERVIEW**

| Halifax District | 4th Qtr 2009 | 4th Qtr 2010 | # Change | % Change | YTD 2009 | YTD 2010 | # Change | % Change |
|--------------------------------|-----------------|-----------------|-------------|---------------|--------------|--------------|-------------|---------------|
| PERSONS | | | | | | | | |
| Homicide | 1 | 1 | 0 | 0.00 | 5 | 3 | -2 | -40.00 |
| Attempted Murder | 2 | 0 | -2 | -100.00 | 5 | 5 | 0 | 0.00 |
| Robbery | 18 | 11 | -7 | -38.89 | 85 | 64 | -21 | -24.71 |
| Assaults | 211 | 181 | -30 | -14.22 | 836 | 749 | -87 | -10.41 |
| All Others | 1 | 4 | 3 | 300.00 | 9 | 10 | 1 | 11.11 |
| TOTAL | 233 | 197 | -36 | -15.45 | 940 | 831 | -109 | -11.60 |
| PROPERTY | | | | | | | | |
| Break And Enter | 243 | 219 | -24 | -9.88 | 736 | 745 | 9 | 1.22 |
| Theft Motor Vehicle | 64 | 38 | -26 | -40.63 | 216 | 174 | -42 | -19.44 |
| Theft > 5000 | 10 | 12 | 2 | 20.00 | 35 | 42 | 7 | 20.00 |
| Theft < 5000 | 506 | 516 | 10 | 1.98 | 1902 | 2271 | 369 | 19.40 |
| Have Stolen Goods | 70 | 50 | -20 | -28.57 | 219 | 208 | -11 | -5.02 |
| Frauds | 89 | 88 | -1 | -1.12 | 328 | 333 | 5 | 1.52 |
| TOTAL | 982 | 923 | -59 | -6.01 | 3436 | 3773 | 337 | 9.81 |
| CRIMINAL OTHER | | | | | | | | |
| Morals | 0 | 1 | 1 | 100.00 | 3 | 4 | 1 | 33.33 |
| Offensive Weapons | 47 | 35 | -12 | -25.53 | 132 | 146 | 14 | 10.61 |
| Other Criminal Code | 669 | 663 | -6 | -0.90 | 2754 | 2812 | 58 | 2.11 |
| TOTAL | 716 | 699 | -17 | -2.37 | 2889 | 2962 | 73 | 2.53 |
| TOTAL CRIMINAL CODE | 1931 | 1819 | -112 | -5.80 | 7265 | 7566 | 301 | 4.14 |
| FEDERAL | | | | | | | | |
| General | 22 | 9 | -13 | -59.09 | 74 | 40 | -34 | -45.95 |
| Drugs | 147 | 133 | -14 | -9.52 | 473 | 594 | 121 | 25.58 |
| TOTAL | 169 | 142 | -27 | -15.98 | 547 | 634 | 87 | 15.90 |
| PROVINCIAL | | | | | | | | |
| General | 638 | 600 | -38 | -5.96 | 2389 | 2357 | -32 | -1.34 |
| Liquor | 11 | 14 | 3 | 27.27 | 54 | 70 | 16 | 29.63 |
| Traffic | 2623 | 2627 | 4 | 0.15 | 11901 | 11273 | -628 | -5.28 |
| TOTAL | 3272 | 3241 | -31 | -0.95 | 14344 | 13700 | -644 | -4.49 |
| TRAFFIC & COLLISION | | | | | | | | |
| Criminal Code | 176 | 160 | -16 | -9.09 | 684 | 782 | 98 | 14.33 |
| Collisions | 744 | 754 | 10 | 1.34 | 2629 | 2594 | -35 | -1.33 |
| PERSONS | | | | | | | | |
| Fatalities | 3 | 2 | -1 | -33.33 | 6 | 13 | 7 | 116.67 |
| Injured | 89 | 84 | -5 | -5.62 | 300 | 327 | 27 | 9.00 |
| Calls Concluded "K" | 7966 | 7897 | -69 | -0.87 | 32126 | 33617 | 1491 | 4.64 |



**ROYAL CANADIAN MOUNTED POLICE
REGIONAL MUNICIPALITY OF HALIFAX
4th QUARTER STATISTICAL OVERVIEW**

| Cole Harbour | 4th Qtr 2009 | 4th Qtr 2010 | # Change | % Change | YTD 2009 | YTD 2010 | # Change | % Change |
|--------------------------------|-----------------|-----------------|-------------|---------------|-------------|-------------|-------------|---------------|
| PERSONS | | | | | | | | |
| Homicide | 0 | 0 | 0 | 0.00 | 4 | 1 | -3 | -75.00 |
| Attempted Murder | 2 | 0 | -2 | -100.00 | 4 | 4 | 0 | 0.00 |
| Robbery | 5 | 5 | 0 | 0.00 | 22 | 26 | 4 | 18.18 |
| Assaults | 74 | 50 | -24 | -32.43 | 266 | 212 | -54 | -20.30 |
| All Others | 1 | 3 | 2 | 200.00 | 5 | 8 | 3 | 60.00 |
| TOTAL | 82 | 58 | -24 | -29.27 | 301 | 251 | -50 | -16.61 |
| PROPERTY | | | | | | | | |
| Break And Enter | 46 | 65 | 19 | 41.30 | 194 | 212 | 18 | 9.28 |
| Theft Motor Vehicle | 27 | 13 | -14 | -51.85 | 89 | 67 | -22 | -24.72 |
| Theft > 5000 | 4 | 3 | -1 | -25.00 | 5 | 13 | 8 | 160.00 |
| Theft < 5000 | 173 | 158 | -15 | -8.67 | 651 | 711 | 60 | 9.22 |
| Have Stolen Goods | 21 | 6 | -15 | -71.43 | 53 | 51 | -2 | -3.77 |
| Frauds | 24 | 25 | 1 | 4.17 | 100 | 98 | -2 | -2.00 |
| TOTAL | 295 | 270 | -25 | -8.47 | 1092 | 1152 | 60 | 5.49 |
| CRIMINAL OTHER | | | | | | | | |
| Morals | 0 | 0 | 0 | 0.00 | 2 | 1 | -1 | -50.00 |
| Offensive Weapons | 15 | 13 | -2 | -13.33 | 35 | 51 | 16 | 45.71 |
| Other Criminal Code | 249 | 233 | -16 | -6.43 | 913 | 882 | -31 | -3.40 |
| TOTAL | 264 | 246 | -18 | -6.82 | 950 | 934 | -16 | -1.68 |
| TOTAL CRIMINAL CODE | 641 | 574 | -67 | -10.45 | 2343 | 2337 | -6 | -0.26 |
| FEDERAL | | | | | | | | |
| General | 4 | 4 | 0 | 0.00 | 23 | 9 | -14 | -60.87 |
| Drugs | 34 | 50 | 16 | 47.06 | 127 | 179 | 52 | 40.94 |
| TOTAL | 38 | 54 | 16 | 42.11 | 150 | 188 | 38 | 25.33 |
| PROVINCIAL | | | | | | | | |
| General | 190 | 175 | -15 | -7.89 | 677 | 646 | -31 | -4.58 |
| Liquor | 1 | 1 | 0 | 0.00 | 15 | 18 | 3 | 20.00 |
| Traffic | 411 | 475 | 64 | 15.57 | 2368 | 2300 | -68 | -2.87 |
| TOTAL | 602 | 651 | 49 | 8.14 | 3060 | 2964 | -96 | -3.14 |
| TRAFFIC & COLLISION | | | | | | | | |
| Criminal Code | 41 | 65 | 24 | 58.54 | 180 | 255 | 75 | 41.67 |
| Collisions | 158 | 174 | 16 | 10.13 | 626 | 649 | 23 | 3.67 |
| PERSONS | | | | | | | | |
| Fatalities | 1 | 1 | 0 | 0.00 | 2 | 3 | 1 | 50.00 |
| Injured | 19 | 17 | -2 | -10.53 | 76 | 73 | -3 | -3.95 |
| Calls Concluded "K" | 2229 | 2322 | 93 | 4.17 | 8899 | 9831 | 932 | 10.47 |



ROYAL CANADIAN MOUNTED POLICE
REGIONAL MUNICIPALITY OF HALIFAX
4th QUARTER STATISTICAL OVERVIEW

| Lower Sackville | 4th Qtr 2009 | 4th Qtr 2010 | # Change | % Change | YTD 2009 | YTD 2010 | # Change | % Change |
|--------------------------------|-----------------|-----------------|-------------|---------------|-------------|-------------|-------------|---------------|
| PERSONS | | | | | | | | |
| Homicide | 1 | 1 | 0 | 0.00 | 1 | 2 | 1 | 100.00 |
| Attempted Murder | 0 | 0 | 0 | 0.00 | 1 | 1 | 0 | 0.00 |
| Robbery | 10 | 6 | -4 | -40.00 | 47 | 34 | -13 | -27.66 |
| Assaults | 82 | 69 | -13 | -15.85 | 341 | 304 | -37 | -10.85 |
| All Others | 0 | 1 | 1 | 100.00 | 2 | 2 | 0 | 0.00 |
| TOTAL | 93 | 77 | -16 | -17.20 | 392 | 343 | -49 | -12.50 |
| PROPERTY | | | | | | | | |
| Break And Enter | 108 | 75 | -33 | -30.56 | 272 | 246 | -26 | -9.56 |
| Theft Motor Vehicle | 28 | 12 | -16 | -57.14 | 80 | 56 | -24 | -30.00 |
| Theft > 5000 | 3 | 5 | 2 | 66.67 | 15 | 16 | 1 | 6.67 |
| Theft < 5000 | 233 | 242 | 9 | 3.86 | 859 | 1013 | 154 | 17.93 |
| Have Stolen Goods | 41 | 38 | -3 | -7.32 | 133 | 127 | -6 | -4.51 |
| Frauds | 40 | 35 | -5 | -12.50 | 139 | 145 | 6 | 4.32 |
| TOTAL | 453 | 407 | -46 | -10.15 | 1498 | 1603 | 105 | 7.01 |
| CRIMINAL OTHER | | | | | | | | |
| Morals | 0 | 1 | 1 | 100.00 | 1 | 2 | 1 | 100.00 |
| Offensive Weapons | 26 | 13 | -13 | -50.00 | 79 | 56 | -23 | -29.11 |
| Other Criminal Code | 236 | 250 | 14 | 5.93 | 1064 | 1138 | 74 | 6.95 |
| TOTAL | 262 | 264 | 2 | 0.76 | 1144 | 1196 | 52 | 4.55 |
| TOTAL CRIMINAL CODE | 808 | 748 | -60 | -7.43 | 3034 | 3142 | 108 | 3.56 |
| FEDERAL | | | | | | | | |
| General | 11 | 3 | -8 | -72.73 | 32 | 19 | -13 | -40.63 |
| Drugs | 66 | 48 | -18 | -27.27 | 197 | 223 | 26 | 13.20 |
| TOTAL | 77 | 51 | -26 | -33.77 | 229 | 242 | 13 | 5.68 |
| PROVINCIAL | | | | | | | | |
| General | 245 | 222 | -23 | -9.39 | 881 | 901 | 20 | 2.27 |
| Liquor | 7 | 8 | 1 | 14.29 | 23 | 30 | 7 | 30.43 |
| Traffic | 1637 | 1538 | -99 | -6.05 | 6859 | 6235 | -624 | -9.10 |
| TOTAL | 1889 | 1768 | -121 | -6.41 | 7763 | 7166 | -597 | -7.69 |
| TRAFFIC & COLLISION | | | | | | | | |
| Criminal Code | 83 | 61 | -22 | -26.51 | 297 | 305 | 8 | 2.69 |
| Collisions | 382 | 376 | -6 | -1.57 | 1274 | 1186 | -88 | -6.91 |
| PERSONS | | | | | | | | |
| Fatalities | 1 | 0 | -1 | -100.00 | 2 | 4 | 2 | 100.00 |
| Injured | 42 | 46 | 4 | 9.52 | 99 | 143 | 44 | 44.44 |
| Calls Concluded "K" | 2970 | 2924 | -46 | -1.55 | 12043 | 12244 | 201 | 1.67 |



**ROYAL CANADIAN MOUNTED POLICE
REGIONAL MUNICIPALITY OF HALIFAX
4th QUARTER STATISTICAL OVERVIEW**

| Musquodoboit Harbour | 4th Qtr 2009 | 4th Qtr 2010 | # Change | % Change | YTD 2009 | YTD 2010 | # Change | % Change |
|--------------------------------|-----------------|-----------------|-------------|---------------|-------------|-------------|-------------|---------------|
| PERSONS | | | | | | | | |
| Homicide | 0 | 0 | 0 | 0.00 | 0 | 0 | 0 | 0.00 |
| Attempted Murder | 0 | 0 | 0 | 0.00 | 0 | 0 | 0 | 0.00 |
| Robbery | 0 | 0 | 0 | 0.00 | 3 | 1 | -2 | -66.67 |
| Assaults | 18 | 11 | -7 | -38.89 | 57 | 52 | -5 | -8.77 |
| All Others | 0 | 0 | 0 | 0.00 | 0 | 0 | 0 | 0.00 |
| TOTAL | 18 | 11 | -7 | -38.89 | 60 | 53 | -7 | -11.67 |
| PROPERTY | | | | | | | | |
| Break And Enter | 18 | 23 | 5 | 27.78 | 62 | 71 | 9 | 14.52 |
| Theft Motor Vehicle | 6 | 2 | -4 | -66.67 | 12 | 13 | 1 | 8.33 |
| Theft > 5000 | 2 | 1 | -1 | -50.00 | 4 | 5 | 1 | 25.00 |
| Theft < 5000 | 44 | 25 | -19 | -43.18 | 151 | 142 | -9 | -5.96 |
| Have Stolen Goods | 3 | 2 | -1 | -33.33 | 10 | 8 | -2 | -20.00 |
| Frauds | 11 | 8 | -3 | -27.27 | 25 | 28 | 3 | 12.00 |
| TOTAL | 84 | 61 | -23 | -27.38 | 264 | 267 | 3 | 1.14 |
| CRIMINAL OTHER | | | | | | | | |
| Morals | 0 | 0 | 0 | 0.00 | 0 | 1 | 1 | 100.00 |
| Offensive Weapons | 1 | 4 | 3 | 300.00 | 4 | 15 | 11 | 275.00 |
| Other Criminal Code | 46 | 31 | -15 | -32.61 | 143 | 185 | 42 | 29.37 |
| TOTAL | 47 | 35 | -12 | -25.53 | 147 | 201 | 54 | 36.73 |
| TOTAL CRIMINAL CODE | 149 | 107 | -42 | -28.19 | 471 | 521 | 50 | 10.62 |
| FEDERAL | | | | | | | | |
| General | 3 | 0 | -3 | -100.00 | 6 | 2 | -4 | -66.67 |
| Drugs | 15 | 8 | -7 | -46.67 | 45 | 59 | 14 | 31.11 |
| TOTAL | 18 | 8 | -10 | -55.56 | 51 | 61 | 10 | 19.61 |
| PROVINCIAL | | | | | | | | |
| General | 43 | 57 | 14 | 32.56 | 185 | 220 | 35 | 18.92 |
| Liquor | 1 | 2 | 1 | 100.00 | 4 | 8 | 4 | 100.00 |
| Traffic | 178 | 103 | -75 | -42.13 | 784 | 626 | -158 | -20.15 |
| TOTAL | 222 | 162 | -60 | -27.03 | 973 | 854 | -119 | -12.23 |
| TRAFFIC & COLLISION | | | | | | | | |
| Criminal Code | 7 | 6 | -1 | -14.29 | 40 | 53 | 13 | 32.50 |
| Collisions | 44 | 40 | -4 | -9.09 | 141 | 150 | 9 | 6.38 |
| PERSONS | | | | | | | | |
| Fatalities | 0 | 0 | 0 | 0.00 | 0 | 1 | 1 | 100.00 |
| Injured | 4 | 6 | 2 | 50.00 | 21 | 34 | 13 | 61.90 |
| Calls Concluded "K" | 813 | 435 | -378 | -46.49 | 2205 | 2196 | -9 | -0.41 |



**ROYAL CANADIAN MOUNTED POLICE
REGIONAL MUNICIPALITY OF HALIFAX
4th QUARTER STATISTICAL OVERVIEW**

| North Central | 4th Qtr 2009 | 4th Qtr 2010 | # Change | % Change | YTD 2009 | YTD 2010 | # Change | % Change |
|--------------------------------|-----------------|-----------------|-------------|----------------|-------------|-------------|-------------|---------------|
| PERSONS | | | | | | | | |
| Homicide | 0 | 0 | 0 | 0.00 | 0 | 0 | 0 | 0.00 |
| Attempted Murder | 0 | 0 | 0 | 0.00 | 0 | 0 | 0 | 0.00 |
| Robbery | 0 | 0 | 0 | 0.00 | 0 | 0 | 0 | 0.00 |
| Assaults | 2 | 4 | 2 | 100.00 | 17 | 20 | 3 | 17.65 |
| All Others | 0 | 0 | 0 | 0.00 | 1 | 0 | -1 | -100.00 |
| TOTAL | 2 | 4 | 2 | 100.00 | 18 | 20 | 2 | 11.11 |
| PROPERTY | | | | | | | | |
| Break And Enter | 2 | 6 | 4 | 200.00 | 32 | 33 | 1 | 3.13 |
| Theft Motor Vehicle | 0 | 1 | 1 | 100.00 | 2 | 9 | 7 | 350.00 |
| Theft > 5000 | 0 | 0 | 0 | 0.00 | 2 | 0 | -2 | -100.00 |
| Theft < 5000 | 10 | 7 | -3 | -30.00 | 19 | 22 | 3 | 15.79 |
| Have Stolen Goods | 0 | 0 | 0 | 0.00 | 2 | 1 | -1 | -50.00 |
| Frauds | 0 | 2 | 2 | 100.00 | 0 | 3 | 3 | 100.00 |
| TOTAL | 12 | 16 | 4 | 33.33 | 57 | 68 | 11 | 19.30 |
| CRIMINAL OTHER | | | | | | | | |
| Morals | 0 | 0 | 0 | 0.00 | 0 | 0 | 0 | 0.00 |
| Offensive Weapons | 0 | 0 | 0 | 0.00 | 3 | 0 | -3 | -100.00 |
| Other Criminal Code | 10 | 5 | -5 | -50.00 | 43 | 49 | 6 | 13.95 |
| TOTAL | 10 | 5 | -5 | -50.00 | 46 | 49 | 3 | 6.52 |
| TOTAL CRIMINAL CODE | 24 | 25 | 1 | 4.17 | 121 | 137 | 16 | 13.22 |
| FEDERAL | | | | | | | | |
| General | 2 | 0 | -2 | -100.00 | 2 | 0 | -2 | -100.00 |
| Drugs | 3 | 0 | -3 | -100.00 | 13 | 3 | -10 | -76.92 |
| TOTAL | 5 | 0 | -5 | -100.00 | 15 | 3 | -12 | -80.00 |
| PROVINCIAL | | | | | | | | |
| General | 18 | 19 | 1 | 5.56 | 55 | 57 | 2 | 3.64 |
| Liquor | 0 | 0 | 0 | 0.00 | 0 | 0 | 0 | 0.00 |
| Traffic | 15 | 5 | -10 | -66.67 | 53 | 47 | -6 | -11.32 |
| TOTAL | 33 | 24 | -9 | -27.27 | 108 | 104 | -4 | -3.70 |
| TRAFFIC & COLLISION | | | | | | | | |
| Criminal Code | 3 | 1 | -2 | -66.67 | 21 | 10 | -11 | -52.38 |
| Collisions | 16 | 27 | 11 | 68.75 | 55 | 70 | 15 | 27.27 |
| PERSONS | | | | | | | | |
| Fatalities | 0 | 1 | 1 | 100.00 | 0 | 3 | 3 | 100.00 |
| Injured | 3 | 2 | -1 | -33.33 | 11 | 9 | -2 | -18.18 |
| Calls Concluded "K" | 167 | 173 | 6 | 3.59 | 767 | 813 | 46 | 6.00 |



**ROYAL CANADIAN MOUNTED POLICE
REGIONAL MUNICIPALITY OF HALIFAX
4th QUARTER STATISTICAL OVERVIEW**

| Sheet Harbour | 4th Qtr 2009 | 4th Qtr 2010 | # Change | % Change | YTD 2009 | YTD 2010 | # Change | % Change |
|--------------------------------|-----------------|-----------------|-------------|---------------|-------------|-------------|-------------|---------------|
| PERSONS | | | | | | | | |
| Homicide | 0 | 0 | 0 | 0.00 | 0 | 0 | 0 | 0.00 |
| Attempted Murder | 0 | 0 | 0 | 0.00 | 0 | 0 | 0 | 0.00 |
| Robbery | 0 | 0 | 0 | 0.00 | 0 | 0 | 0 | 0.00 |
| Assaults | 4 | 7 | 3 | 75.00 | 18 | 30 | 12 | 66.67 |
| All Others | 0 | 0 | 0 | 0.00 | 1 | 0 | -1 | -100.00 |
| TOTAL | 4 | 7 | 3 | 75.00 | 19 | 30 | 11 | 57.89 |
| PROPERTY | | | | | | | | |
| Break And Enter | 15 | 6 | -9 | -60.00 | 42 | 40 | -2 | -4.76 |
| Theft Motor Vehicle | 0 | 2 | 2 | 100.00 | 5 | 5 | 0 | 0.00 |
| Theft > 5000 | 0 | 1 | 1 | 100.00 | 1 | 4 | 3 | 300.00 |
| Theft < 5000 | 4 | 2 | -2 | -50.00 | 23 | 24 | 1 | 4.35 |
| Have Stolen Goods | 0 | 0 | 0 | 0.00 | 1 | 4 | 3 | 300.00 |
| Frauds | 1 | 1 | 0 | 0.00 | 2 | 6 | 4 | 200.00 |
| TOTAL | 20 | 12 | -8 | -40.00 | 74 | 83 | 9 | 12.16 |
| CRIMINAL OTHER | | | | | | | | |
| Morals | 0 | 0 | 0 | 0.00 | 0 | 0 | 0 | 0.00 |
| Offensive Weapons | 1 | 1 | 0 | 0.00 | 2 | 7 | 5 | 250.00 |
| Other Criminal Code | 18 | 19 | 1 | 5.56 | 83 | 57 | -26 | -31.33 |
| TOTAL | 19 | 20 | 1 | 5.26 | 85 | 64 | -21 | -24.71 |
| TOTAL CRIMINAL CODE | 43 | 39 | -4 | -9.30 | 178 | 177 | -1 | -0.56 |
| FEDERAL | | | | | | | | |
| General | 0 | 0 | 0 | 0.00 | 0 | 1 | 1 | 100.00 |
| Drugs | 3 | 1 | -2 | -66.67 | 8 | 6 | -2 | -25.00 |
| TOTAL | 3 | 1 | -2 | -66.67 | 8 | 7 | -1 | -12.50 |
| PROVINCIAL | | | | | | | | |
| General | 30 | 14 | -16 | -53.33 | 81 | 75 | -6 | -7.41 |
| Liquor | 0 | 1 | 1 | 100.00 | 4 | 6 | 2 | 50.00 |
| Traffic | 50 | 27 | -23 | -46.00 | 129 | 143 | 14 | 10.85 |
| TOTAL | 80 | 42 | -38 | -47.50 | 214 | 224 | 10 | 4.67 |
| TRAFFIC & COLLISION | | | | | | | | |
| Criminal Code | 6 | 1 | -5 | -83.33 | 22 | 11 | -11 | -50.00 |
| Collisions | 10 | 10 | 0 | 0.00 | 50 | 42 | -8 | -16.00 |
| PERSONS | | | | | | | | |
| Fatalities | 0 | 0 | 0 | 0.00 | 1 | 0 | -1 | -100.00 |
| Injured | 2 | 1 | -1 | -50.00 | 9 | 9 | 0 | 0.00 |
| Calls Concluded "K" | 192 | 178 | -14 | -7.29 | 893 | 884 | -9 | -1.01 |



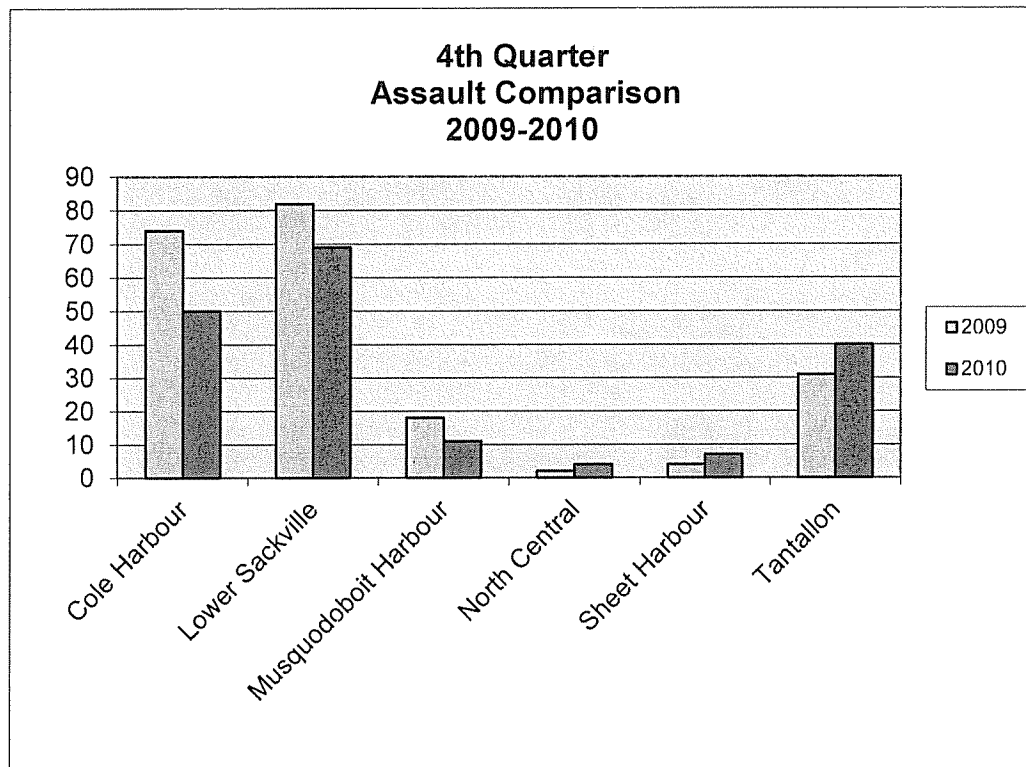
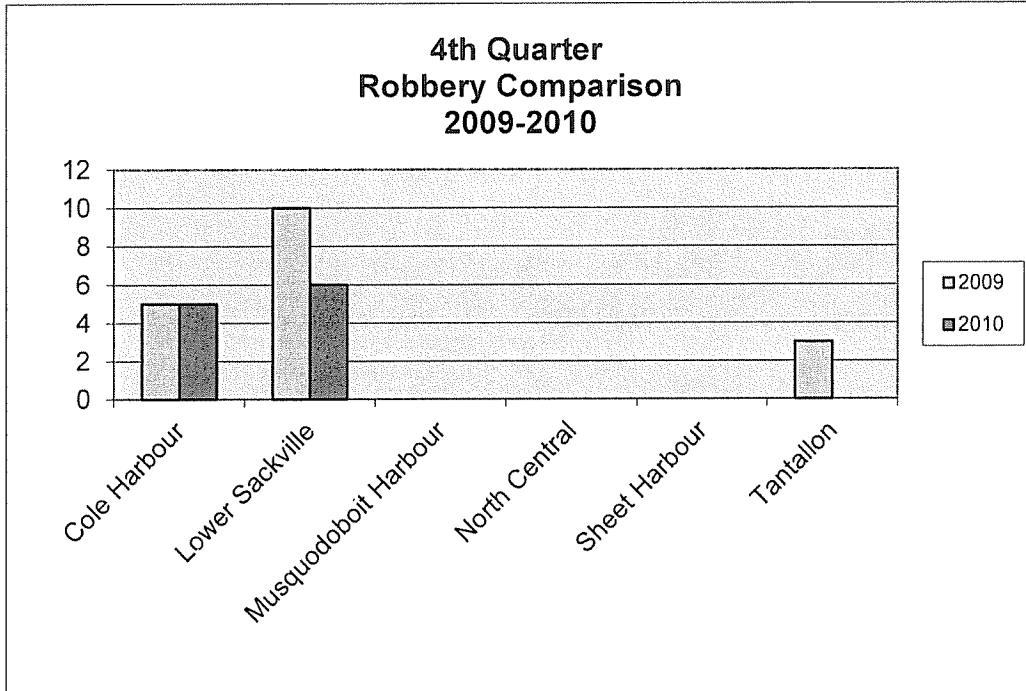
ROYAL CANADIAN MOUNTED POLICE
REGIONAL MUNICIPALITY OF HALIFAX
4th QUARTER STATISTICAL OVERVIEW

| Tantallon | 4th Qtr 2009 | 4th Qtr 2010 | # Change | % Change | YTD 2009 | YTD 2010 | # Change | % Change |
|--------------------------------|-----------------|-----------------|-------------|--------------|-------------|-------------|-------------|---------------|
| PERSONS | | | | | | | | |
| Homicide | 0 | 0 | 0 | 0.00 | 0 | 0 | 0 | 0.00 |
| Attempted Murder | 0 | 0 | 0 | 0.00 | 0 | 0 | 0 | 0.00 |
| Robbery | 3 | 0 | -3 | -100.00 | 13 | 3 | -10 | -76.92 |
| Assaults | 31 | 40 | 9 | 29.03 | 137 | 131 | -6 | -4.38 |
| All Others | 0 | 0 | 0 | 0.00 | 0 | 0 | 0 | 0.00 |
| TOTAL | 34 | 40 | 6 | 17.65 | 150 | 134 | -16 | -10.67 |
| PROPERTY | | | | | | | | |
| Break And Enter | 54 | 44 | -10 | -18.52 | 134 | 143 | 9 | 6.72 |
| Theft Motor Vehicle | 3 | 8 | 5 | 166.67 | 28 | 24 | -4 | -14.29 |
| Theft > 5000 | 1 | 2 | 1 | 100.00 | 8 | 4 | -4 | -50.00 |
| Theft < 5000 | 42 | 82 | 40 | 95.24 | 199 | 359 | 160 | 80.40 |
| Have Stolen Goods | 5 | 4 | -1 | -20.00 | 20 | 17 | -3 | -15.00 |
| Frauds | 13 | 17 | 4 | 30.77 | 62 | 53 | -9 | -14.52 |
| TOTAL | 118 | 157 | 39 | 33.05 | 451 | 600 | 149 | 33.04 |
| CRIMINAL OTHER | | | | | | | | |
| Morals | 0 | 0 | 0 | 0.00 | 0 | 0 | 0 | 0.00 |
| Offensive Weapons | 4 | 4 | 0 | 0.00 | 9 | 17 | 8 | 88.89 |
| Other Criminal Code | 110 | 125 | 15 | 13.64 | 508 | 501 | -7 | -1.38 |
| TOTAL | 114 | 129 | 15 | 13.16 | 517 | 518 | 1 | 0.19 |
| TOTAL CRIMINAL CODE | 266 | 326 | 60 | 22.56 | 1118 | 1252 | 134 | 11.99 |
| FEDERAL | | | | | | | | |
| General | 2 | 2 | 0 | 0.00 | 11 | 9 | -2 | -18.18 |
| Drugs | 26 | 26 | 0 | 0.00 | 83 | 124 | 41 | 49.40 |
| TOTAL | 28 | 28 | 0 | 0.00 | 94 | 133 | 39 | 41.49 |
| PROVINCIAL | | | | | | | | |
| General | 112 | 113 | 1 | 0.89 | 510 | 458 | -52 | -10.20 |
| Liquor | 2 | 2 | 0 | 0.00 | 8 | 8 | 0 | 0.00 |
| Traffic | 332 | 479 | 147 | 44.28 | 1708 | 1922 | 214 | 12.53 |
| TOTAL | 446 | 594 | 148 | 33.18 | 2226 | 2388 | 162 | 7.28 |
| TRAFFIC & COLLISION | | | | | | | | |
| Criminal Code | 36 | 26 | -10 | -27.78 | 124 | 148 | 24 | 19.35 |
| Collisions | 134 | 127 | -7 | -5.22 | 483 | 497 | 14 | 2.90 |
| PERSONS | | | | | | | | |
| Fatalities | 1 | 0 | -1 | -100.00 | 1 | 2 | 1 | 100.00 |
| Injured | 19 | 12 | -7 | -36.84 | 84 | 59 | -25 | -29.76 |
| Calls Concluded "K" | 1595 | 1865 | 270 | 16.93 | 7319 | 7649 | 330 | 4.51 |

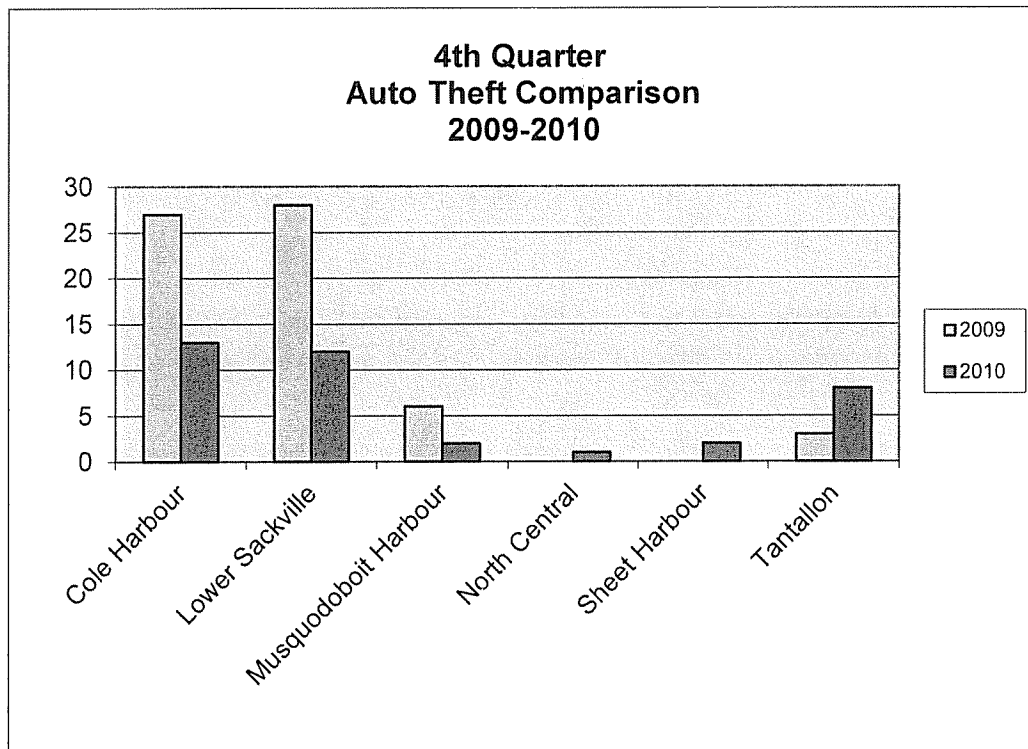
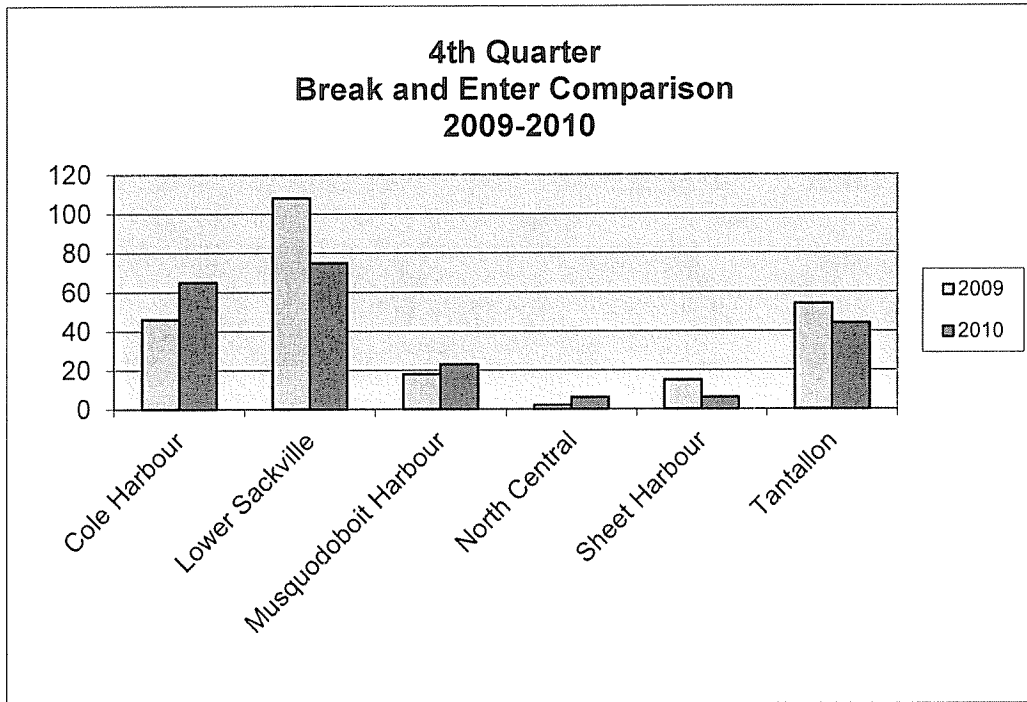
**4th Quarter 2010
Reported Crime Distribution
by District**

| District | Violent | Property | OCC | Total | % of Total |
|----------------------|----------------|-----------------|------------|--------------|-------------------|
| Cole Harbour | 58 | 270 | 246 | 574 | 31.56% |
| Lower Sackville | 77 | 407 | 264 | 748 | 41.12% |
| Musquodoboit Harbour | 11 | 61 | 35 | 107 | 5.88% |
| North Central | 4 | 16 | 5 | 25 | 1.37% |
| Sheet Harbour | 7 | 12 | 20 | 39 | 2.14% |
| Tantallon | 40 | 157 | 129 | 326 | 17.92% |
| | 197 | 923 | 699 | 1819 | 100% |

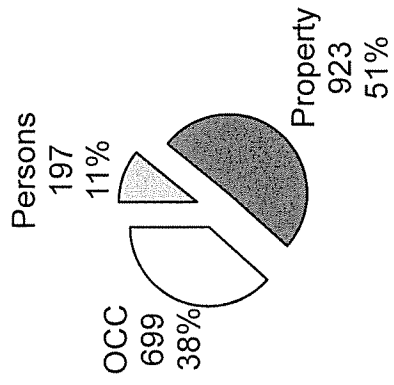
**Crimes Against Persons
4th Quarter Comparison
2009-2010**



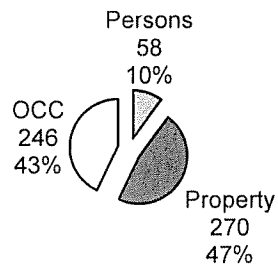
**Crimes Against Property
4th Quarter Comparison
2009-2010**




RCMP Halifax District 2010 4th Quarter Stats



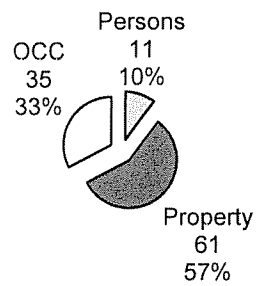
**RCMP Halifax District 4th Quarter Stats
Cole Harbour**





**RCMP Halifax District 4th Quarter Stats
Lower Sackville**




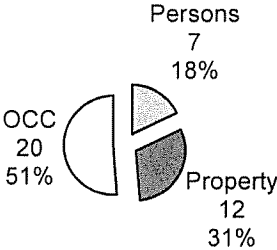
**RCMP Halifax District 4th Quarter Stats
Musquodoboit Harbour**



**RCMP Halifax District 4th Quarter Stats
North Central**



**RCMP Halifax District 4th Quarter Stats
Sheet Harbour**



RCMP Halifax District 4th Quarter Stats Tantallon

