



STAFF REPORT
Board of Police Commissioners

January 2011

SICK LEAVE	5
INJURY LEAVE	1
LONG TERM DISABILITY	1
MATERNITY LEAVE	8
PARENTAL LEAVE	0
UN PEACEKEEPING ASSIGNMENT	0
HAITI ASSIGNMENT	4
OTHER	0



Halifax Regional Police
1975 Gottingen Street
Halifax, Nova Scotia
Canada B3J 2H1

Frank A. Beazley
Chief of Police

Web Site:
www.halifax.ca/police

*Leading and
Partnering
in our Community
to Serve and Protect*

Halifax Regional Police - Volunteers

Burnside Watch -	11
Central Citizens on Patrol -	7
East Citizens on Patrol -	13
West Citizens on Patrol -	11
H.R.P. Youth Program -	33
Victim Services -	25
Summary Offence Ticket Clerk -	2
Cops N Kids Youth Leaders	12
Seniors' Home Safety Program-	10
Neighbourhood Watch - Halifax	23 coordinators
Dartmouth	20 coordinators
Bedford	4 coordinators
Total	171 Volunteers

Burnside Watch

The Burnside Watch works to curtail crime in the Burnside Business Park and Dartmouth Crossing.

Citizens on Patrol - Central, East and West Divisions

These volunteers patrol their communities, looking for suspicious activity and alerting police to potential situations.

HRP Youth Program

The program includes youth aged 14 - 19 years and adult leaders 19+. Youth take part in a variety of educational, fun and community service related activities.

Victim Services

This group primarily provides support to victims of crimes or traumatic situations. Victims of domestic violence are the main focus of the unit. These volunteers work with clients over the phone or on-scene during the evening, seven days a week.

Summary Offence Ticket (SOT) Clerk

These volunteers assist the Traffic Unit with preparing and sorting of summary offence tickets for use by officers in the unit.

Cops N Kids Youth Leaders

These high-school age youth act as mentors for younger children and assist with Cops N Kids camp, as well as subsequent events throughout the school year.

Seniors' Home Safety Program

Volunteers aged 55+, who conduct free home safety checks for their peers, living in private residences, to reduce risk of accidents, injuries and victimization.

Neighbourhood Watch

These volunteers are the eyes and ears for the community. They communicate with their neighbours and police on crime and safety related issues.

Halifax Regional Police - Training

Date	Course	# Members / Civilians
January 7, 2011	SAP Training	3 Civilians
Jan 7 to 31, 2011	CPC Computer Forensics	1 Member
Jan 10 to 31, 2011	CPC Forensic Identification	1 Member
January 11, 2011	Building Cultural Competency LV I	1 Civilian
January 19, 2011	HRM Human Rights & Respect	2 Civilians
January 12, 2011	HRM Admin Assistance Course	3 Civilians
January 1, 2011	Block Training	97 Members / 9 Civilians
		Total Hours - January 2011
		Previous Hours of Training
		Total Hours To-Date

January 2011	
Hrs Per Day	Total Hours
4	12
8	136
8	128
8	8
8	16
8	24
9	2398
	2722
	0
	2722

**HALIFAX REGIONAL POLICE
TRAINING SECTION**

YEARLY HOURS OF TRAINING										
	2006	2007	2008	2009	2010	2011	2012	2013	2014	2015
JANUARY	6896	1467	1920	3655	5322.5					
FEBRUARY	5240	7200	5031	1552	5680					
MARCH	7862	7288	4780	1118	6040					
APRIL	5024	7179	6071	3231	4620					
MAY	4264	6944	6207	2873	4640					
JUNE	4586	8721	7241	918	5464					
JULY	3688	5336	6566							
AUGUST	3680	5136	4995	160	25.0					
SEPTEMBER	4306	6520	7004	3351	1936					
OCTOBER	2390	3233	1878.5	5657	2905					
NOVEMBER	2177	2292	1333.5	5120	1399					
DECEMBER	991	1506	1345.5	4122	3436					
TOTAL	51204	62822	54272.5	30609	41467.5					



Halifax Regional Police
1975 Gottingen Street
Halifax, Nova Scotia
Canada B3J 2H1

Frank A. Beazley
Chief of Police

Website:

www.police.halifax.ns.ca

Memorandum

Date: February 3, 2011
To: Chief Frank Beazley
From: Sergeant David W. Reynolds
Re: **Traffic Division Update - January, 2011**

**Traffic monthly theme for January was: "Driving for weather conditions"
SOTs issued for the month of January, 2011:**


Traffic:	910
Patrol:	669
Total:	1,579

Our theme for the month of February is: "Seatbelt, Child Safety Restraints & Crosswalk Enforcement"

There were no specific projects for the month of January other than the monthly theme.

Officers did, however, concentrate their efforts on reminding the motoring public about the importance of driving for winter conditions by stopping cars that appeared to be lacking equipment that made the vehicle unsuitable for winter driving. Vehicles that were spotted being operated while having significant snow or frost covering their windows were stopped and either ticketed or given an opportunity to clear them at roadside before continuing on.

Respectfully submitted,
Sgt. David W. Reynolds
NCO i/c Traffic Unit



HALIFAX REGIONAL POLICE

POLICE COMMISSION REPORT

4th QUARTER 2010

January 21, 2011



HALIFAX REGIONAL POLICE
Quarterly Interim Statistical Overview
4th Quarter

Region	4th Qtr 2009	4th Qtr 2010	No. Change	% Change	YTD 2009	YTD 2010	No. Change	% Change
PERSONS								
Homicide	2	3	1	33.33	7	8	1	14.29
Attempted Murder	4	2	-2	-50.00	21	13	-8	-38.10
Robbery	90	74	-16	-17.78	334	267	-67	-20.06
Assaults	641	621	-20	-3.12	2552	2530	-22	-0.86
All Others	10	5	-5	-50.00	48	49	1	2.08
TOTAL	747	705	-42	-5.62	2962	2867	-95	-3.21
PROPERTY								
Break And Enter	393	464	71	18.07	1458	1742	284	19.48
Theft Motor Vehicle	109	158	49	44.95	435	436	1	0.23
Theft > 5000	23	24	1	4.35	87	83	-4	-4.60
Theft < 5000	1503	1521	18	1.20	5460	5788	328	6.01
Have Stolen Goods	449	468	19	4.23	1732	1770	38	2.19
Frauds	256	272	16	6.25	1076	1059	-17	-1.58
TOTAL	2733	2907	174	6.37	10248	10878	630	6.15
CRIMINAL OTHER								
Prostitution	8	10	2	25.00	55	61	6	10.91
Offensive Weapons	50	42	-8	-16.00	240	237	-3	-1.25
Other Criminal Code	1595	1841	246	15.42	6936	7205	269	3.88
TOTAL	1653	1893	240	14.52	7231	7503	272	3.76
TOTAL CRIMINAL CODE	5133	5505	372	7.25	20441	21248	807	3.95
FEDERAL								
General	12	6	-6	-50.00	41	51	10	24.39
Drugs	203	179	-24	-11.82	655	710	55	8.40
TOTAL	215	185	-30	-13.95	696	761	65	9.34
PROVINCIAL								
General	1292	1279	-13	-1.01	5189	5055	-134	-2.58
Liquor	292	288	-4	-1.37	1406	1250	-156	-11.10
Traffic	7045	7217	172	2.44	34465	32592	-1873	-5.43
TOTAL	8629	8784	155	1.80	41060	38897	-2163	-5.27
TRAFFIC & COLLISION								
Criminal Code	484	436	-48	-9.92	2078	1659	-419	-20.16
Collisions	1551	1577	26	1.68	5786	5533	-253	-4.37
PERSONS								
Fatalities	1	1	0	0.00	3	6	3	100.00
Injured	263	223	-40	-15.21	961	814	-147	-15.30

HALIFAX REGIONAL POLICE
Quarterly Interim Statistical Overview
4th Quarter

East Division	4th Qtr 2009	4th Qtr 2010	No. Change	% Change	YTD 2009	YTD 2010	No. Change	% Change
PERSONS								
Homicide	1	1	0	0.00	3	2	-1	-33.33
Attempted Murder	0	1	1	100.00	8	5	-3	-37.50
Robbery	17	33	16	94.12	114	113	-1	-0.88
Assaults	219	243	24	10.96	922	955	33	3.58
All Others	0	3	3	100.00	14	21	7	50.00
TOTAL	237	281	44	18.57	1061	1096	35	3.30
PROPERTY								
Break And Enter	125	179	54	43.20	524	672	148	28.24
Theft Motor Vehicle	41	90	49	119.51	188	202	14	7.45
Theft > 5000	7	15	8	114.29	31	40	9	29.03
Theft < 5000	465	479	14	3.01	1873	1945	72	3.84
Have Stolen Goods	170	154	-16	-9.41	679	637	-42	-6.19
Frauds	66	82	16	24.24	375	307	-68	-18.13
TOTAL	874	999	125	14.30	3670	3803	133	3.62
CRIMINAL OTHER								
Prostitution	5	6	1	20.00	36	37	1	2.78
Offensive Weapons	18	16	-2	-11.11	81	86	5	6.17
Other Criminal Code	634	755	121	19.09	2698	2871	173	6.41
TOTAL	657	777	120	18.26	2815	2994	179	6.36
TOTAL CRIMINAL CODE	1768	2057	289	16.35	7546	7893	347	4.60
FEDERAL								
General	7	4	-3	-42.86	23	22	-1	-4.35
Drugs	68	54	-14	-20.59	196	219	23	11.73
TOTAL	75	58	-17	-22.67	219	241	22	10.05

HALIFAX REGIONAL POLICE
Quarterly Interim Statistical Overview
4th Quarter

West Division	4th Qtr 2009	4th Qtr 2010	No. Change	% Change	YTD 2009	YTD 2010	No. Change	% Change
PERSONS								
Homicide	1	1	0	0.00	2	3	1	50.00
Attempted Murder	2	1	-1	-50.00	6	2	-4	-66.67
Robbery	36	9	-27	-75.00	79	41	-38	-48.10
Assaults	170	163	-7	-4.12	664	689	25	3.77
All Others	7	0	-7	-100.00	17	13	-4	-23.53
TOTAL	216	174	-42	-19.44	768	748	-20	-2.60
PROPERTY								
Break And Enter	155	134	-21	-13.55	517	535	18	3.48
Theft Motor Vehicle	47	46	-1	-2.13	161	133	-28	-17.39
Theft > 5000	5	5	0	0.00	22	23	1	4.55
Theft < 5000	460	441	-19	-4.13	1501	1730	229	15.26
Have Stolen Goods	94	157	63	67.02	376	536	160	42.55
Frauds	79	81	2	2.53	300	336	36	12.00
TOTAL	840	864	24	2.86	2877	3293	416	14.46
CRIMINAL OTHER								
Prostitution	1	0	-1	-100.00	1	3	2	200.00
Offensive Weapons	14	14	0	0.00	66	70	4	6.06
Other Criminal Code	405	424	19	4.69	1899	1767	-132	-6.95
TOTAL	420	438	18	4.29	1966	1840	-126	-6.41
TOTAL CRIMINAL CODE	1476	1476	0	0.00	5611	5881	270	4.81
FEDERAL								
General	3	2	-1	-33.33	12	12	0	0.00
Drugs	47	54	7	14.89	157	188	31	19.75
TOTAL	50	56	6	12.00	169	200	31	18.34

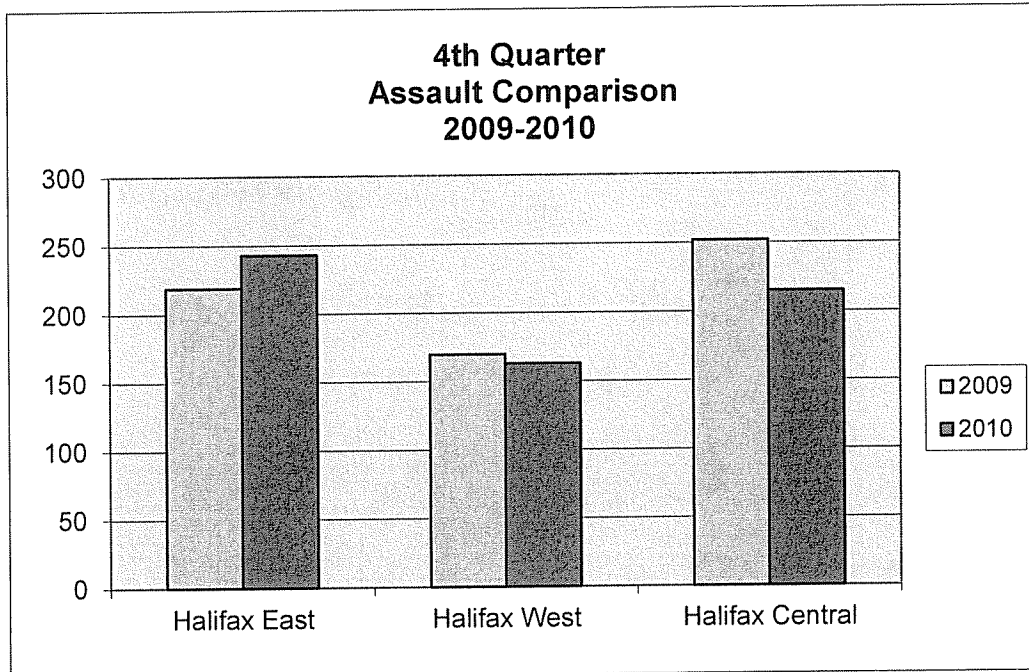
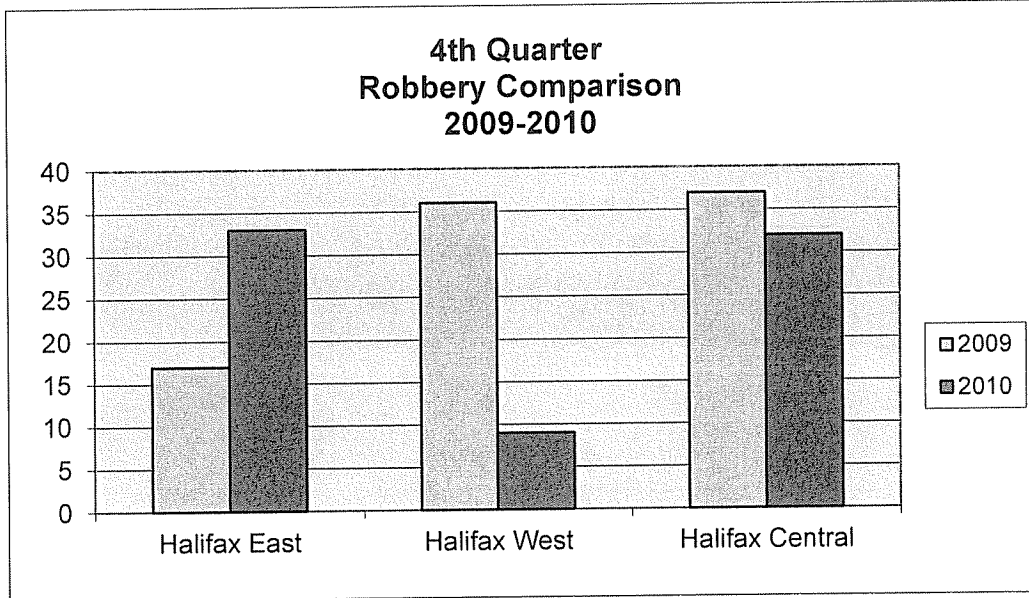
HALIFAX REGIONAL POLICE
Quarterly Interim Statistical Overview
4th Quarter

Central Division	4th Qtr 2009	4th Qtr 2010	No. Change	% Change	YTD 2009	YTD 2010	No. Change	% Change
PERSONS								
Homicide	0	1	1	100.00	2	3	1	50.00
Attempted Murder	2	0	-2	-100.00	7	6	-1	-14.29
Robbery	37	32	-5	-13.51	141	113	-28	-19.86
Assaults	252	215	-37	-14.68	966	886	-80	-8.28
All Others	3	2	-1	-33.33	17	15	-2	-11.76
TOTAL	294	250	-44	-14.97	1133	1023	-110	-9.71
PROPERTY								
Break And Enter	113	151	38	33.63	417	535	118	28.30
Theft Motor Vehicle	21	22	1	4.76	86	101	15	17.44
Theft > 5000	11	4	-7	-63.64	34	20	-14	-41.18
Theft < 5000	578	601	23	3.98	2086	2113	27	1.29
Have Stolen Goods	185	157	-28	-15.14	677	597	-80	-11.82
Frauds	111	109	-2	-1.80	401	416	15	3.74
TOTAL	1019	1044	25	2.45	3701	3782	81	2.19
CRIMINAL OTHER								
Prostitution	2	4	2	100.00	18	21	3	16.67
Offensive Weapons	18	12	-6	-33.33	93	81	-12	-12.90
Other Criminal Code	556	662	106	19.06	2339	2567	228	9.75
TOTAL	576	678	102	17.71	2450	2669	219	8.94
TOTAL CRIMINAL CODE	1889	1972	83	4.39	7284	7474	190	2.61
FEDERAL								
General	2	0	-2	-100.00	6	17	11	183.33
Drugs	88	71	-17	-19.32	302	303	1	0.33
TOTAL	90	71	-19	-21.11	308	320	12	3.90

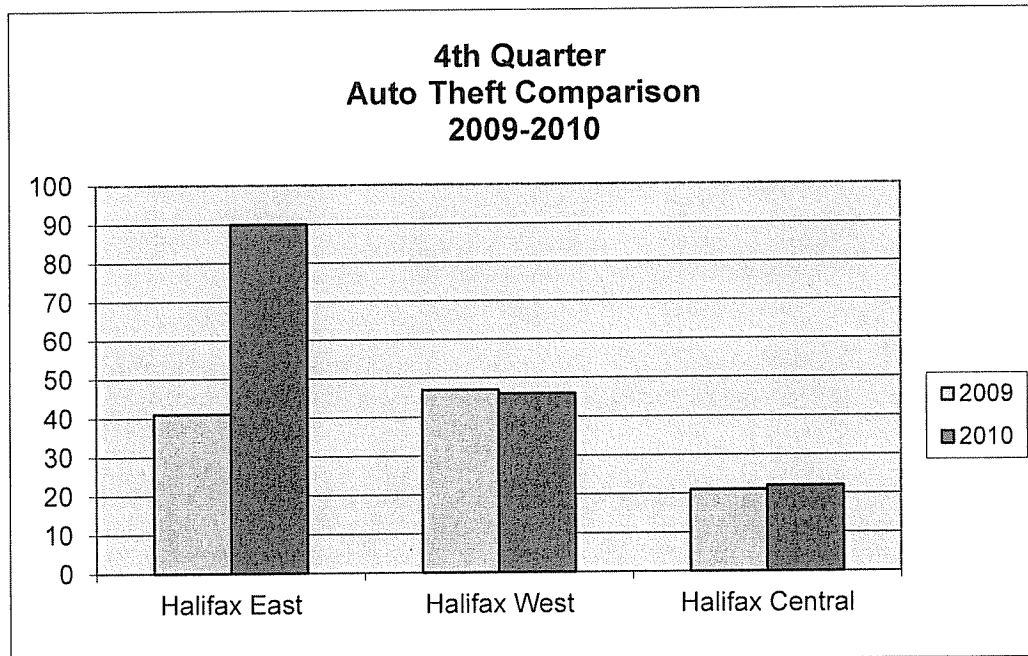
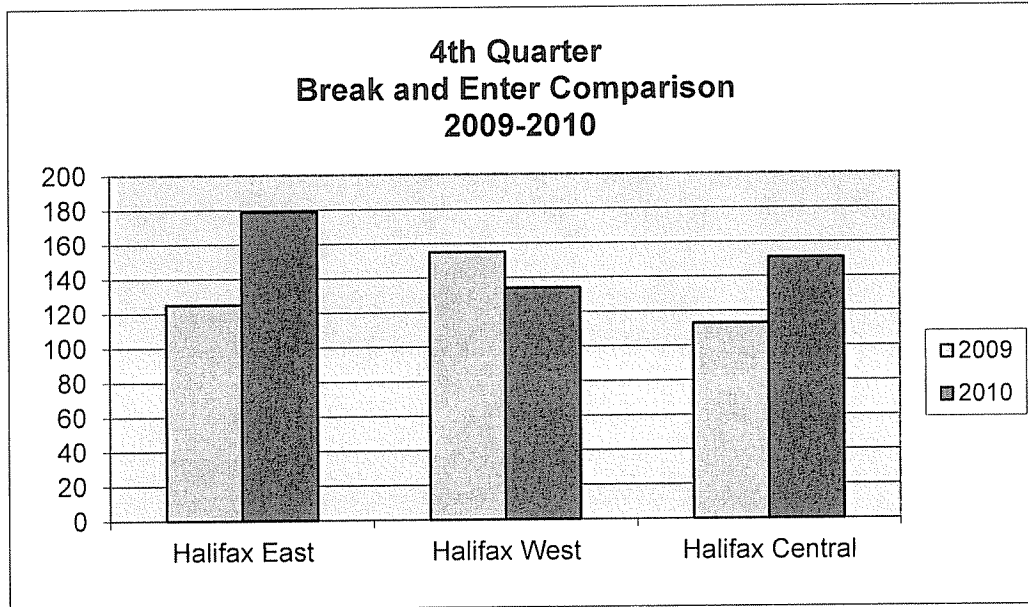
**4th Quarter 2010
Reported Crime Distribution
by Division**

District	Violent	Property	OCC	Total	% of Total
Halifax East	281	999	777	2057	37.37%
Halifax West	174	864	438	1476	26.81%
Halifax Central	250	1044	678	1972	35.82%
Total	705	2907	1893	5505	100%

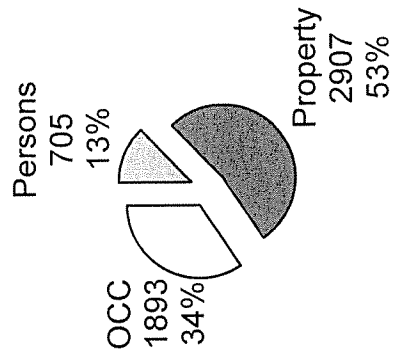
**Crimes Against Persons
4th Quarter Comparison
2009-2010**



**Crimes Against Property
4th Quarter Comparison
2009-2010**


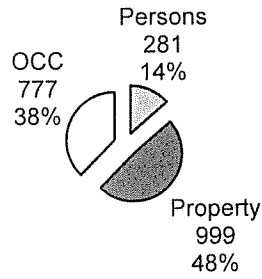


Halifax Regional Police 4th Quarter Regional Stats 2010

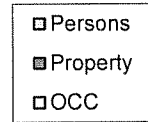
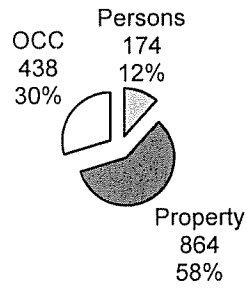


- Persons
- Property
- OCC

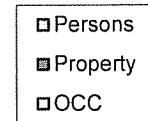
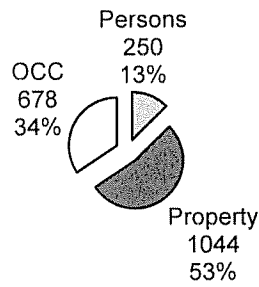
HRP 4th Quarter Stats East



HRP 4th Quarter Stats West



HRP 4th Quarter Stats Central





**HRM Policing Services
2010 4th Quarter/Year End Statistics**



	4th Qtr 2009	4th Qtr 2010	# Change	% Change	YTD 2009	YTD 2010	# Change	% Change
PERSONS								
Homicide	3	4	1	33.33	12	11	-1	-8.33
Attempted Murder	6	2	-4	-66.67	26	18	-8	-30.77
Robbery	108	85	-23	-21.30	419	331	-88	-21.00
Assaults	852	802	-50	-5.87	3388	3279	-109	-3.22
All Others	11	9	-2	-18.18	57	59	2	3.51
TOTAL	980	902	-78	-7.96	3902	3698	-204	-5.23
PROPERTY								
Break And Enter	636	683	47	7.39	2194	2487	293	13.35
Theft Motor Vehicle	173	196	23	13.29	651	610	-41	-6.30
Theft > 5000	33	36	3	9.09	122	125	3	2.46
Theft < 5000	2009	2037	28	1.39	7362	8059	697	9.47
Have Stolen Goods	519	518	-1	-0.19	1951	1978	27	1.38
Frauds	345	360	15	4.35	1404	1392	-12	-0.85
TOTAL	3715	3830	115	3.10	13684	14651	967	7.07
CRIMINAL OTHER								
Prostitution	8	11	3	37.50	58	65	7	12.07
Offensive Weapons	97	77	-20	-20.62	372	383	11	2.96
Other Criminal Code	2264	2504	240	10.60	9690	10017	327	3.37
TOTAL	2369	2592	223	9.41	10120	10465	345	3.41
TOTAL CRIMINAL CODE	7064	7324	260	3.68	27706	28814	1108	4.00
FEDERAL								
General	34	15	-19	-55.88	115	91	-24	-20.87
Drugs	350	312	-38	-10.86	1128	1304	176	15.60
TOTAL	384	327	-57	-14.84	1243	1395	152	12.23
PROVINCIAL								
General	1930	1879	-51	-2.64	7578	7412	-166	-2.19
Liquor	303	302	-1	-0.33	1460	1320	-140	-9.59
Traffic	9668	9844	176	1.82	46366	43865	-2501	-5.39
TOTAL	11901	12025	124	1.04	55404	52597	-2807	-5.07
TRAFFIC & COLLISION								
Criminal Code	660	596	-64	-9.70	2762	2441	-321	-11.62
Collisions	2295	2331	36	1.57	8415	8127	-288	-3.42
PERSONS								
Fatalities	4	3	-1	-25.00	9	19	10	111.11
Injured	352	307	-45	-12.78	1261	1141	-120	-9.52