



**Halifax District RCMP
Personnel Report
April, 2011**

Maternity Leave	2
Other	1
Parental Leave	3
Sick Leave	5



Halifax District RCMP

Re: Traffic Enforcement Update Report - April, 2011

In addition to partnering with HRM Integrated Traffic Services and RCMP Metro Traffic Services Section in enforcement activity during the month; Halifax District personnel conducted traffic check points in all six districts of HRM policed by the RCMP.

The following is a synopsis of enforcement activities carried out during the month by RCMP personnel:

Suspended / Revoked / Prohibited Drivers 11

Impaired Driving:

Impaired Operation of Motor Vehicle Causing Death	0
Impaired Operation of Motor Vehicle Causing Bodily Harm	0
Impaired Operation of Motor Vehicle (including six pending formal charges)	20
Fail/Refuse Breath Sample	0
Fail/Refuse Blood Sample	0
Impaired Operation of Motor Vehicle Suspensions	9

Traffic Stops/Checkpoints:

Number of Traffic Stops	806
Number of Checkpoints	162
Vehicles Checked	8,380
Warnings Issued	78

March, 2011 Summary Offence tickets: 625

**RCMP
Training Section****Halifax District****Training Activity
April 2011**

Type of Training	Total Hours
Annual Firearms Qualification Instructing (11 Members)	104
Annual Firearms Qualifications (79 Members)	356
C.O.P. Train the Trainer (2 Members)	6
Emergency Response Team (4 Members)	96
First Aid (3 Members)	48
Incident Management Intervention Model Phase III (16 Members)	256
JEIN Training (1 Member)	3
Live Scan Training (4 Members)	4
Operational Skill Maintenance Instructing (4 Members)	96
Operational Skill Maintenance Training (16 Members)	64
Pre-PPSI Selection Training (3 Members)	24
PARE (3 Members)	9
Versadex DRE Training (1 Member)	3
Versadex Train the Trainer (9 Members)	72
Warrant Tracking Info Session (9 Members)	9
Total training hours in April 2011	1150 hrs.



HALIFAX DISTRICT RCMP

Victim Services STATISTICS REPORT

April, 2011

OF THE FILES CLOSED:

- ▶ Victims contacted in 31 files
- ▶ Accepted RCMP Victim's assistance (23%)

VICTIM SERVICES COUNSELOR TOTALS:

- ▶ Number of Requests to attend Scene - 0

HIGH RISK DOMESTIC VIOLENCE CASE COORDINATION TOTALS:

Domestic violence files where the victim is at high risk for lethality.

- ▶ Number of new High Risk Files identified - 0
- ▶ Number of DVERS
 - installed - 1
 - removed - 1



HRM Police Quarterly Statistical Overview



	1st Qtr 2010	1st Qtr 2011	No. Change	% Change
PERSONS				
Homicide	4	6	2	50.00
Attempted Murder	7	13	6	85.71
Robbery	91	78	-13	-14.29
Assaults	691	758	67	9.70
All Others	18	14	-4	-22.22
TOTAL	811	869	58	7.15
PROPERTY				
Break And Enter	561	413	-148	-26.38
Theft Motor Vehicle	112	158	46	41.07
Theft > 5000	33	15	-18	-54.55
Theft < 5000	1758	1528	-230	-13.08
Have Stolen Goods	511	452	-59	-11.55
Frauds	328	277	-51	-15.55
TOTAL	3303	2843	-460	-13.93
CRIMINAL OTHER				
Prostitution	19	11	-8	-42.11
Offensive Weapons	85	64	-21	-24.71
Other Criminal Code	2047	2148	101	4.93
TOTAL	2151	2223	72	3.35
TOTAL CRIMINAL CODE	6265	5935	-330	-5.27
FEDERAL				
General	27	16	-11	-40.74
Drugs	312	277	-35	-11.22
TOTAL	339	293	-46	-13.57
PROVINCIAL				
General	1781	1708	-73	-4.10
Liquor	260	294	34	13.08
Traffic	12018	11685	-333	-2.77
TOTAL	14059	13687	-372	-2.65
TRAFFIC & COLLISION				
Criminal Code	597	597	0	0.00
Collisions	2190	2179	-11	-0.50
PERSONS				
Fatalities	3	2	-1	-33.33
Injured	319	263	-56	-17.55



ROYAL CANADIAN MOUNTED POLICE
REGIONAL MUNICIPALITY OF HALIFAX
1st QUARTER STATISTICAL OVERVIEW

Halifax District	1st Qtr 2010	1st Qtr 2011	No. Change	% Change
PERSONS				
Homicide	2	0	-2	-100.00
Attempted Murder	3	3	0	0.00
Robbery	15	10	-5	-33.33
Assaults	163	161	-2	-1.23
All Others	2	3	1	50.00
TOTAL	185	177	-8	-4.32
PROPERTY				
Break And Enter	157	127	-30	-19.11
Theft Motor Vehicle	33	39	6	18.18
Theft > 5000	12	5	-7	-58.33
Theft < 5000	472	442	-30	-6.36
Have Stolen Goods	48	34	-14	-29.17
Frauds	90	47	-43	-47.78
TOTAL	812	694	-118	-14.53
CRIMINAL OTHER				
Morals	1	1	0	0.00
Offensive Weapons	34	21	-13	-38.24
Other Criminal Code	541	506	-35	-6.47
TOTAL	576	528	-48	-8.33
TOTAL CRIMINAL CODE	1573	1399	-174	-11.06
FEDERAL				
General	11	9	-2	-18.18
Drugs	142	111	-31	-21.83
TOTAL	153	120	-33	-21.57
PROVINCIAL				
General	577	534	-43	-7.45
Liquor	13	12	-1	-7.69
Traffic	2798	2950	152	5.43
TOTAL	3388	3496	108	3.19
TRAFFIC & COLLISION				
Criminal Code	189	153	-36	-19.05
Collisions	655	679	24	3.66
PERSONS				
Fatalities	3	1	-2	-66.67
Injured	66	97	31	46.97
Calls Concluded "K"	7560	7464	-96	-1.27



ROYAL CANADIAN MOUNTED POLICE
REGIONAL MUNICIPALITY OF HALIFAX
1st QUARTER STATISTICAL OVERVIEW

Cole Harbour	1st Qtr 2010	1st Qtr 2011	No. Change	% Change
PERSONS				
Homicide	1	0	-1	-100.00
Attempted Murder	3	3	0	0.00
Robbery	8	4	-4	-50.00
Assaults	40	42	2	5.00
All Others	1	2	1	100.00
TOTAL	53	51	-2	-3.77
PROPERTY				
Break And Enter	54	40	-14	-25.93
Theft Motor Vehicle	16	9	-7	-43.75
Theft > 5000	3	1	-2	-66.67
Theft < 5000	139	159	20	14.39
Have Stolen Goods	10	6	-4	-40.00
Frauds	25	20	-5	-20.00
TOTAL	247	235	-12	-4.86
CRIMINAL OTHER				
Morals	1	1	0	0.00
Offensive Weapons	11	7	-4	-36.36
Other Criminal Code	181	173	-8	-4.42
TOTAL	193	181	-12	-6.22
TOTAL CRIMINAL CODE	493	467	-26	-5.27
FEDERAL				
General	1	1	0	0.00
Drugs	36	35	-1	-2.78
TOTAL	37	36	-1	-2.70
PROVINCIAL				
General	156	148	-8	-5.13
Liquor	5	3	-2	-40.00
Traffic	520	554	34	6.54
TOTAL	681	705	24	3.52
TRAFFIC & COLLISION				
Criminal Code	62	50	-12	-19.35
Collisions	161	156	-5	-3.11
PERSONS				
Fatalities	0	1	1	100.00
Injured	18	21	3	16.67
Calls Concluded "K"	2245	2137	-108	-4.81



ROYAL CANADIAN MOUNTED POLICE
REGIONAL MUNICIPALITY OF HALIFAX
1st QUARTER STATISTICAL OVERVIEW

Lower Sackville	1st Qtr 2010	1st Qtr 2011	No. Change	% Change
PERSONS				
Homicide	1	0	-1	-100.00
Attempted Murder	0	0	0	0.00
Robbery	6	4	-2	-33.33
Assaults	76	73	-3	-3.95
All Others	0	0	0	0.00
TOTAL	83	77	-6	-7.23
PROPERTY				
Break And Enter	49	47	-2	-4.08
Theft Motor Vehicle	10	18	8	80.00
Theft > 5000	6	2	-4	-66.67
Theft < 5000	200	209	9	4.50
Have Stolen Goods	28	20	-8	-28.57
Frauds	42	15	-27	-64.29
TOTAL	335	311	-24	-7.16
CRIMINAL OTHER				
Morals	0	0	0	0.00
Offensive Weapons	13	7	-6	-46.15
Other Criminal Code	205	205	0	0.00
TOTAL	218	212	-6	-2.75
TOTAL CRIMINAL CODE	636	600	-36	-5.66
FEDERAL				
General	7	8	1	14.29
Drugs	47	43	-4	-8.51
TOTAL	54	51	-3	-5.56
PROVINCIAL				
General	217	211	-6	-2.76
Liquor	2	6	4	200.00
Traffic	1580	1732	152	9.62
TOTAL	1799	1949	150	8.34
TRAFFIC & COLLISION				
Criminal Code	74	56	-18	-24.32
Collisions	301	315	14	4.65
PERSONS				
Fatalities	1	0	-1	-100.00
Injured	21	44	23	109.52
Calls Concluded "K"	2736	2874	138	5.04



ROYAL CANADIAN MOUNTED POLICE
REGIONAL MUNICIPALITY OF HALIFAX
1st QUARTER STATISTICAL OVERVIEW

Musquodoboit Harbour	1st Qtr 2010	1st Qtr 2011	No. Change	% Change
PERSONS				
Homicide	0	0	0	0.00
Attempted Murder	0	0	0	0.00
Robbery	1	1	0	0.00
Assaults	8	13	5	62.50
All Others	0	0	0	0.00
TOTAL	9	14	5	55.56
PROPERTY				
Break And Enter	17	5	-12	-70.59
Theft Motor Vehicle	2	3	1	50.00
Theft > 5000	2	0	-2	-100.00
Theft < 5000	45	22	-23	-51.11
Have Stolen Goods	2	3	1	50.00
Frauds	9	4	-5	-55.56
TOTAL	77	37	-40	-51.95
CRIMINAL OTHER				
Morals	0	0	0	0.00
Offensive Weapons	5	2	-3	-60.00
Other Criminal Code	47	44	-3	-6.38
TOTAL	52	46	-6	-11.54
TOTAL CRIMINAL CODE	138	97	-41	-29.71
FEDERAL				
General	0	0	0	0.00
Drugs	10	7	-3	-30.00
TOTAL	10	7	-3	-30.00
PROVINCIAL				
General	53	39	-14	-26.42
Liquor	0	1	1	100.00
Traffic	225	62	-163	-72.44
TOTAL	278	102	-176	-63.31
TRAFFIC & COLLISION				
Criminal Code	14	8	-6	-42.86
Collisions	36	48	12	33.33
PERSONS				
Fatalities	0	0	0	0.00
Injured	7	7	0	0.00
Calls Concluded "K"	554	366	-188	-33.94



ROYAL CANADIAN MOUNTED POLICE
REGIONAL MUNICIPALITY OF HALIFAX
1st QUARTER STATISTICAL OVERVIEW

North Central	1st Qtr 2010	1st Qtr 2011	No. Change	% Change
PERSONS				
Homicide	0	0	0	0.00
Attempted Murder	0	0	0	0.00
Robbery	0	0	0	0.00
Assaults	2	4	2	100.00
All Others	0	1	1	100.00
TOTAL	2	5	3	150.00
PROPERTY				
Break And Enter	8	2	-6	-75.00
Theft Motor Vehicle	0	0	0	0.00
Theft > 5000	0	0	0	0.00
Theft < 5000	6	2	-4	-66.67
Have Stolen Goods	0	1	1	100.00
Frauds	1	1	0	0.00
TOTAL	15	6	-9	-60.00
CRIMINAL OTHER				
Morals	0	0	0	0.00
Offensive Weapons	0	0	0	0.00
Other Criminal Code	4	10	6	150.00
TOTAL	4	10	6	150.00
TOTAL CRIMINAL CODE	21	21	0	0.00
FEDERAL				
General	0	0	0	0.00
Drugs	0	0	0	0.00
TOTAL	0	0	0	0.00
PROVINCIAL				
General	14	17	3	21.43
Liquor	0	0	0	0.00
Traffic	15	2	-13	-86.67
TOTAL	29	19	-10	-34.48
TRAFFIC & COLLISION				
Criminal Code	1	1	0	0.00
Collisions	17	18	1	5.88
PERSONS				
Fatalities	2	0	-2	-100.00
Injured	4	1	-3	-75.00
Calls Concluded "K"	176	148	-28	-15.91



ROYAL CANADIAN MOUNTED POLICE
REGIONAL MUNICIPALITY OF HALIFAX
1st QUARTER STATISTICAL OVERVIEW

Sheet Harbour	1st Qtr 2010	1st Qtr 2011	No. Change	% Change
PERSONS				
Homicide	0	0	0	0.00
Attempted Murder	0	0	0	0.00
Robbery	0	0	0	0.00
Assaults	5	5	0	0.00
All Others	1	0	-1	-100.00
TOTAL	6	5	-1	-16.67
PROPERTY				
Break And Enter	15	4	-11	-73.33
Theft Motor Vehicle	2	0	-2	-100.00
Theft > 5000	1	0	-1	-100.00
Theft < 5000	6	3	-3	-50.00
Have Stolen Goods	2	0	-2	-100.00
Frauds	2	0	-2	-100.00
TOTAL	28	7	-21	-75.00
CRIMINAL OTHER				
Morals	0	0	0	0.00
Offensive Weapons	3	0	-3	-100.00
Other Criminal Code	16	5	-11	-68.75
TOTAL	19	5	-14	-73.68
TOTAL CRIMINAL CODE	53	17	-36	-67.92
FEDERAL				
General	0	0	0	0.00
Drugs	2	2	0	0.00
TOTAL	2	2	0	0.00
PROVINCIAL				
General	28	18	-10	-35.71
Liquor	3	0	-3	-100.00
Traffic	44	6	-38	-86.36
TOTAL	75	24	-51	-68.00
TRAFFIC & COLLISION				
Criminal Code	3	3	0	0.00
Collisions	10	14	4	40.00
PERSONS				
Fatalities	0	0	0	0.00
Injured	2	1	-1	-50.00
Calls Concluded "K"	158	99	-59	-37.34



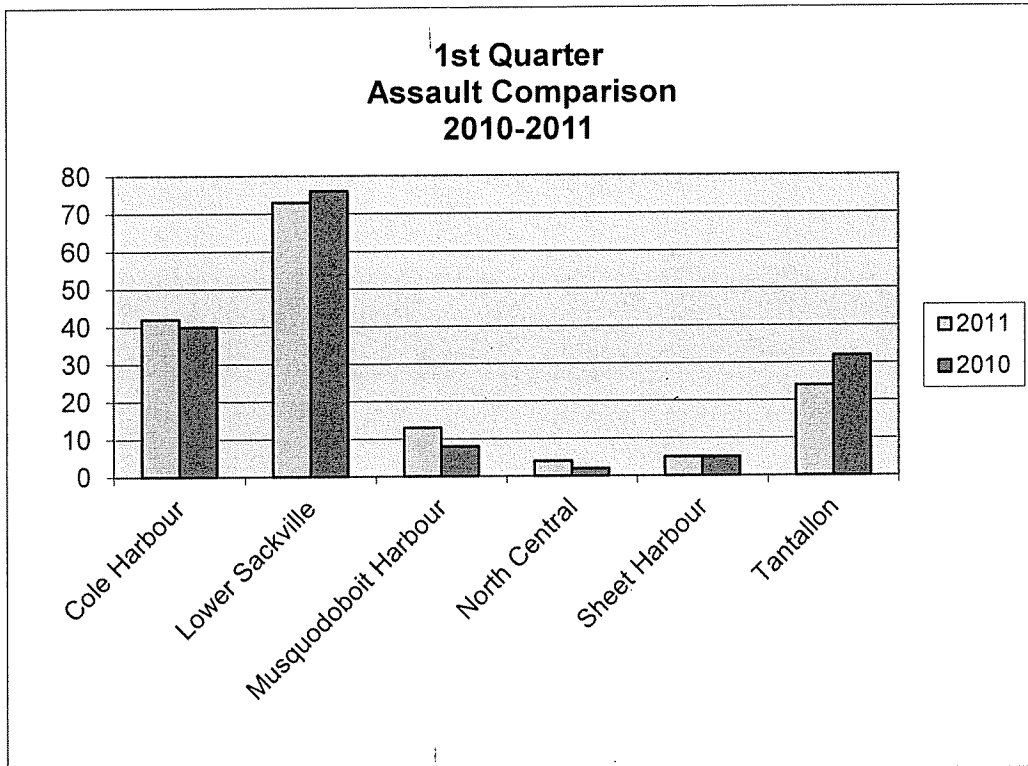
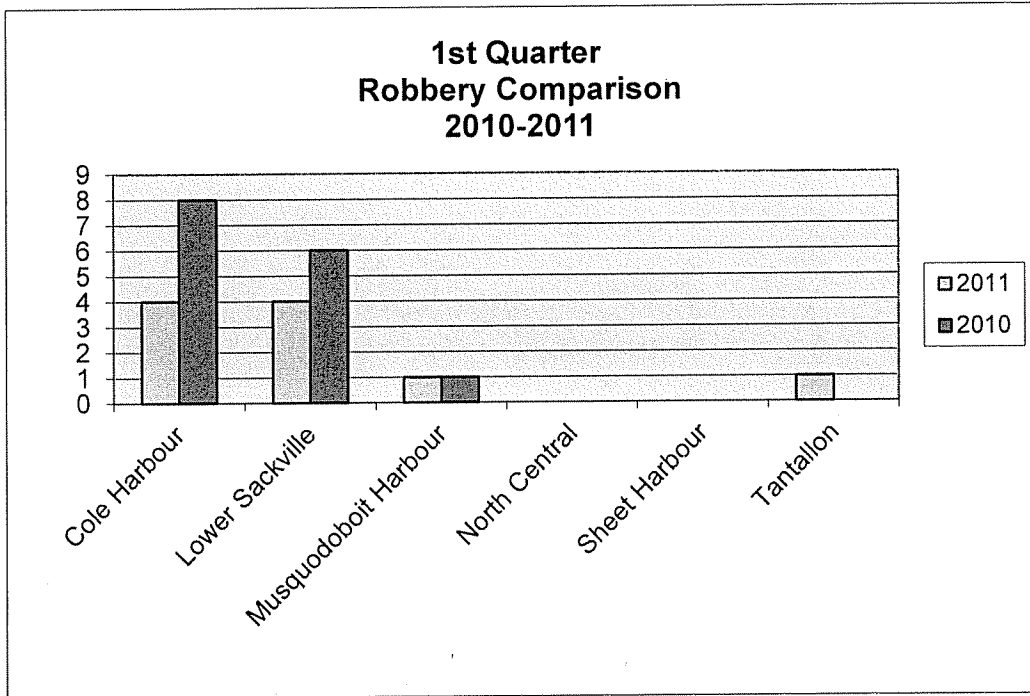
ROYAL CANADIAN MOUNTED POLICE
REGIONAL MUNICIPALITY OF HALIFAX
1st QUARTER STATISTICAL OVERVIEW

Tantallon	1st Qtr 2010	1st Qtr 2011	No. Change	% Change
PERSONS				
Homicide	0	0	0	0.00
Attempted Murder	0	0	0	0.00
Robbery	0	1	1	100.00
Assaults	32	24	-8	-25.00
All Others	0	0	0	0.00
TOTAL	32	25	-7	-21.88
PROPERTY				
Break And Enter	14	29	15	107.14
Theft Motor Vehicle	3	9	6	200.00
Theft > 5000	0	2	2	100.00
Theft < 5000	76	47	-29	-38.16
Have Stolen Goods	6	4	-2	-33.33
Frauds	11	7	-4	-36.36
TOTAL	110	98	-12	-10.91
CRIMINAL OTHER				
Morals	0	0	0	0.00
Offensive Weapons	2	5	3	150.00
Other Criminal Code	88	69	-19	-21.59
TOTAL	90	74	-16	-17.78
TOTAL CRIMINAL CODE	232	197	-35	-15.09
FEDERAL				
General	3	0	-3	-100.00
Drugs	47	24	-23	-48.94
TOTAL	50	24	-26	-52.00
PROVINCIAL				
General	109	101	-8	-7.34
Liquor	3	2	-1	-33.33
Traffic	414	594	180	43.48
TOTAL	526	697	171	32.51
TRAFFIC & COLLISION				
Criminal Code	35	35	0	0.00
Collisions	130	128	2	-1.54
PERSONS				
Fatalities	0	0	0	0.00
Injured	14	23	-9	-64.29
Calls Concluded "K"	1691	1840	-149	8.81

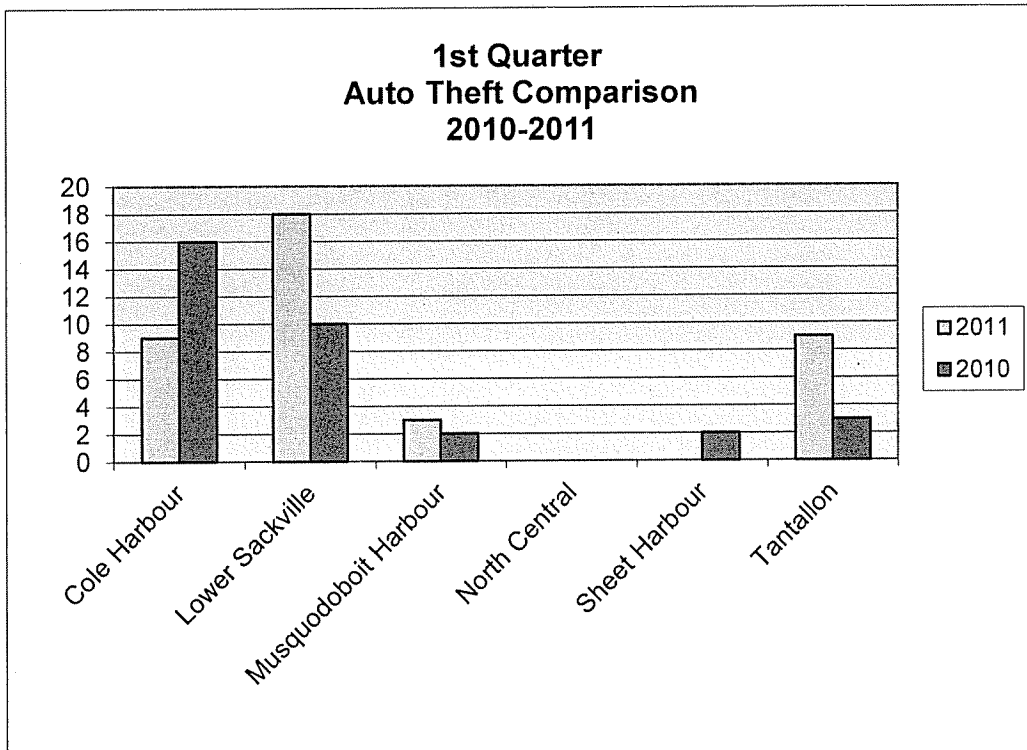
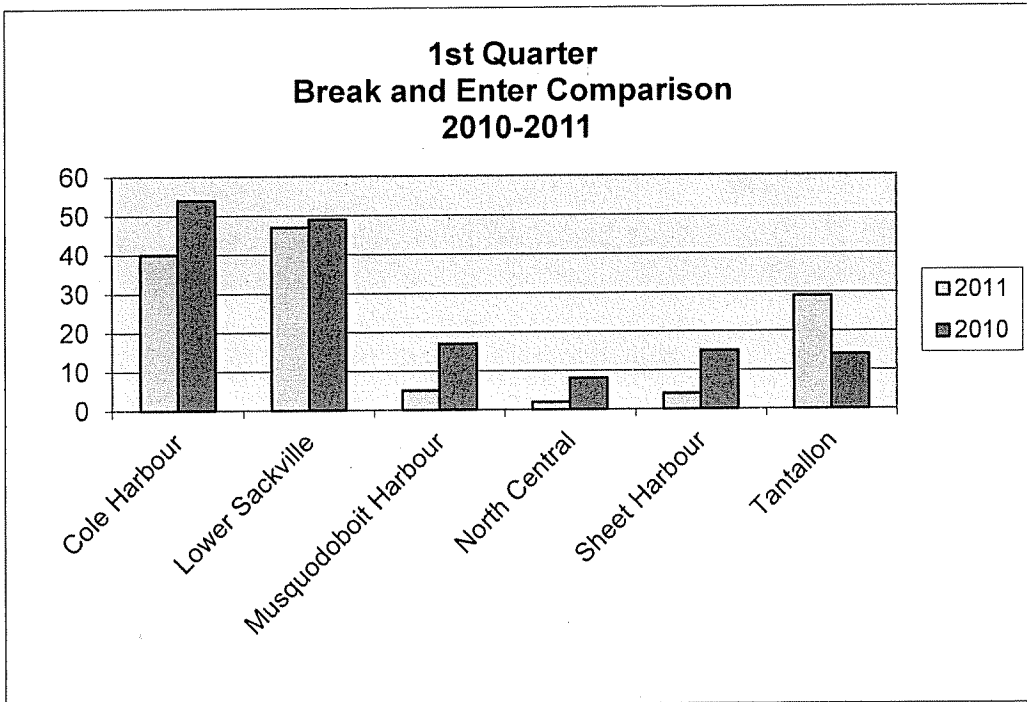
**1st Quarter 2011
Reported Crime Distribution
by District**

District	Violent	Property	OCC	Total	% of Total
Cole Harbour	51	235	181	467	33.38%
Lower Sackville	77	311	212	600	42.89%
Musquodoboit Harbour	14	37	46	97	6.93%
North Central	5	6	10	21	1.50%
Sheet Harbour	5	7	5	17	1.22%
Tantallon	25	98	74	197	14.08%
	177	694	528	1399	100%

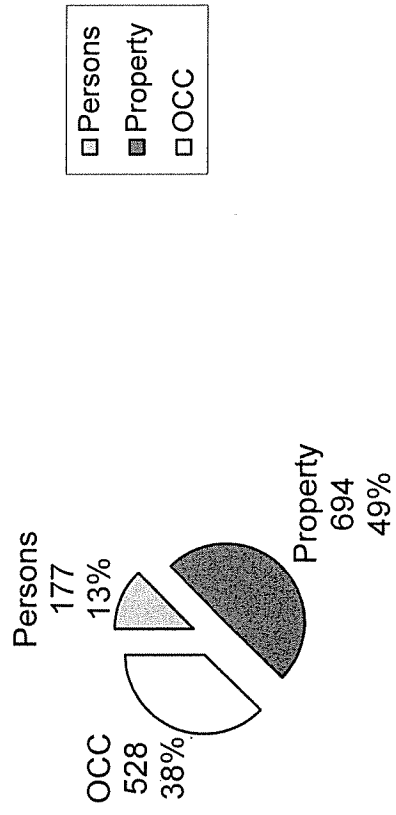
Crimes Against Persons 1st Quarter Comparison




Crimes Against Property 1st Quarter Comparison



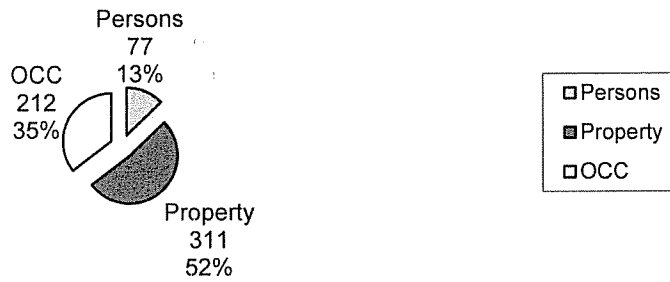
RCMP Halifax District 2011 1st Quarter Stats




RCMP Halifax District 1st Quarter Stats Cole Harbour



RCMP Halifax District 1st Quarter Stats Lower Sackville



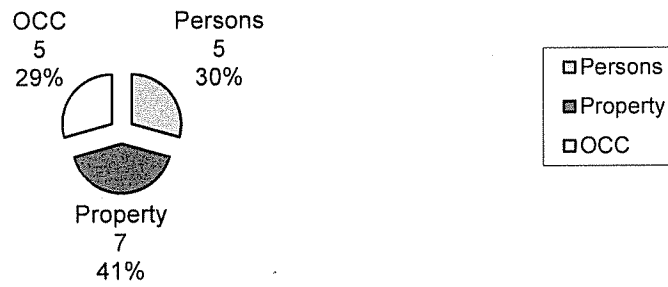
RCMP Halifax District 1st Quarter Stats Musquodoboit Harbour



**RCMP Halifax District 1st Quarter Stats
North Central**



**RCMP Halifax District 1st Quarter Stats
Sheet Harbour**



RCMP Halifax District 1st Quarter Tantallon

