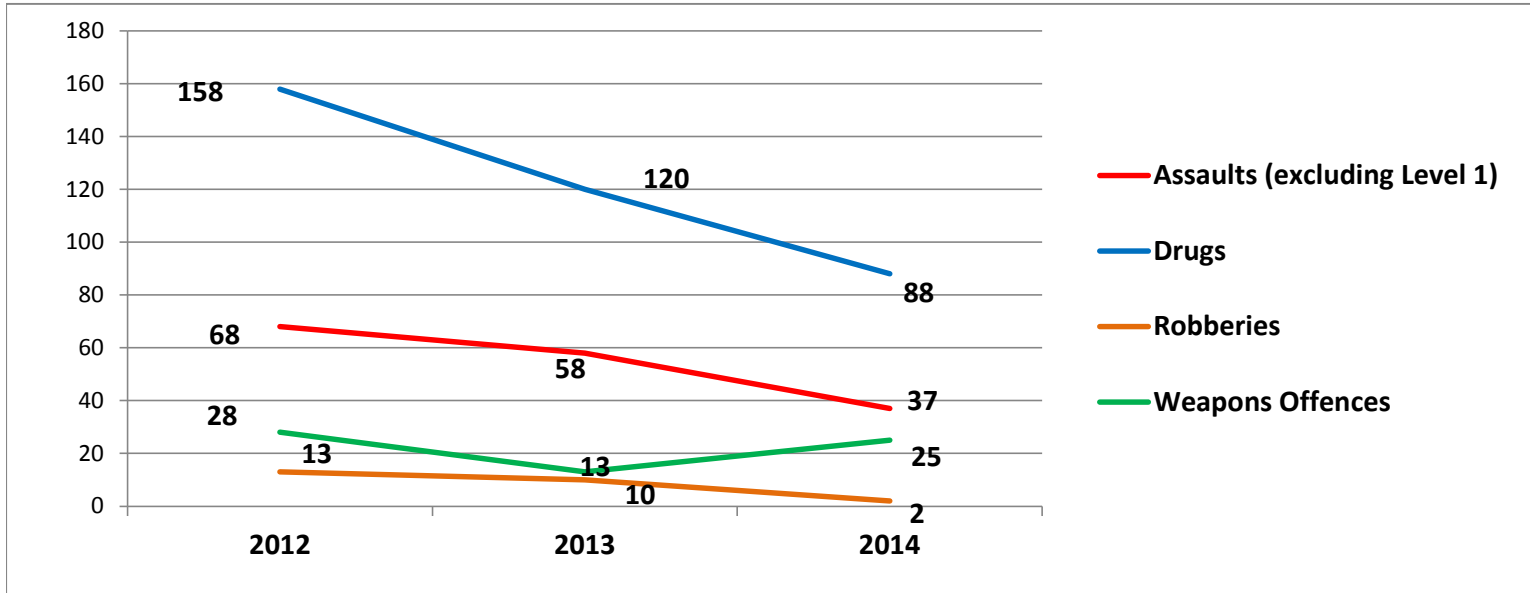




January 1st - March 31st

**Person Crime Comparison**

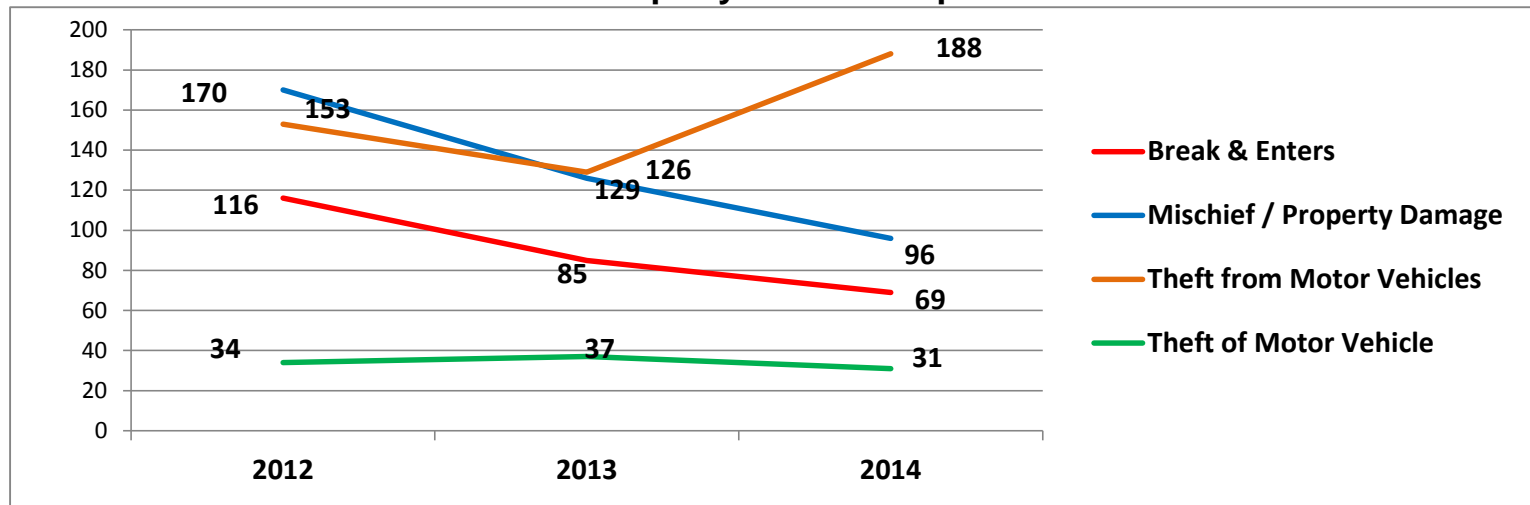


**Summary**

**Persons**

Halifax District's Crime Reduction numbers continue on a downward trend. The District has experienced a decrease in Persons Crime in the past three months compared to the same period in 2012. Assault offences decreased by -46%, Drugs decreased by -44%, Robberies -85% and Weapons offences decreased -11%. Person offences combined experienced a -28% decrease over the past 36 months.

**Property Crime Comparison**



**Property**

Hfx. District saw a decrease in Property Crime in the past three months compared to the same period in 2012. Break & Enters decreased by -41%, Mischief/Property Damage decreased by -44%, Theft from Motor Vehicles increased by +23% and Theft of Motor Vehicles decreased by -9%. Overall the District's Property Crime has decreased by -18% over the past 36 months.

**District Priorities**

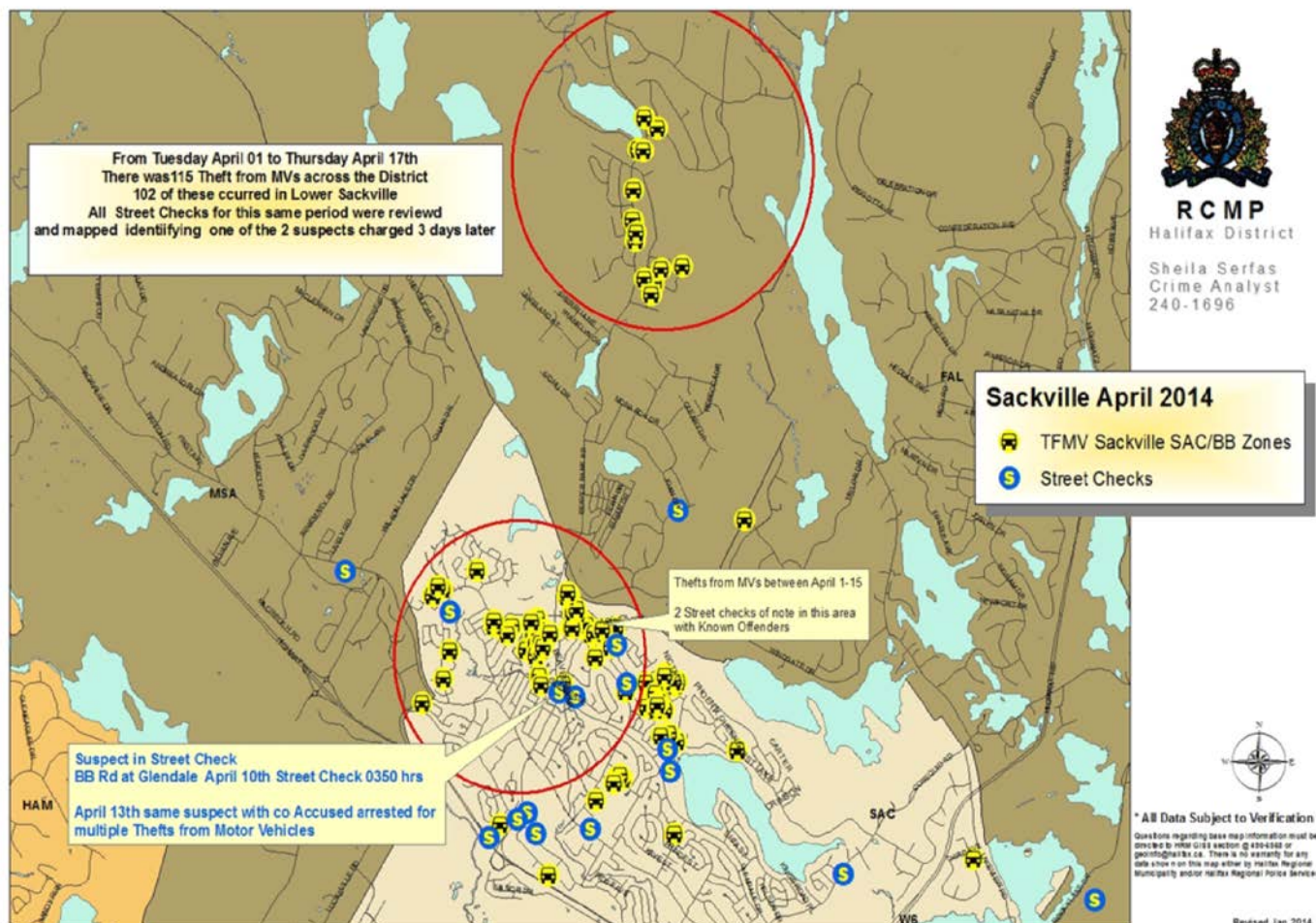
Post community consultation(s) certain themes were present that enabled Hfx. District their operational priorities for 2014/15. Road Safety, Cyber Crime and Crime Prevention and Reduction will be the main focus. Going forward the OIC will be reporting on the Objectives and Initiatives identified in the District's Annual Performance Plan (APP).



# Halifax District - Board of Police Dashboard - May 12th, 2014

## Comstat - April 2014

## Crime Reduction



Over the last Comstat period Hfx. District had 244 Comstats incidents across all Sites. Overall most Comstat crimes are down this quarter, however there was a sharp increase in Theft from Motor Vehicles, specifically in the Lower Sackville area. Increased focus of gathering intelligence via street checks was done on areas hardest hit. A Subject was identified through a street check at 03:50 hrs. and subsequently arrested with a co-accused in the same area. Both have been charged with numerous TFMV and PSP offences. Property crime is a cyclical and crime of opportunity and the RCMP are exploring the use of message boards in areas hardest hit providing another medium of education.

### Break & Enters

Were up 15% across the District last Comstat, with new homes under construction seeing the biggest increase. Targeted items for homes under construction were heat pumps, tools and new construction items/fixtures subsequently becoming the focus for targeted patrols and pro-active work in new subdivision areas.