



STAFF REPORT
Board of Police Commissioners

March 2015

EXTENDED SICK LEAVE	3
INJURY LEAVE	6
LONG - TERM DISABILITY	7
MATERNITY LEAVE	10
PARENTAL LEAVE	1
INTERNATIONAL ASSIGNMENT	1
OTHER	4 (WCB, sick leave with no pay, and leave of absence)

As of January 2014 this report includes all HRP employees, including HRPA sworn/civilian Non-union and NSUPE members.

Halifax Regional Police April 2015					
Date	Course	# Members	# Civilians	Hrs Per Day	Total Hours
	ERT				
	PSU				
April	K-9 (General Service Dog)				32
April	K-9 (Explosive Detector)	2			16
April 2, 2015	Moment of Truth Ethics Training		1	3	3
April 7 - 9, 2015	Sexual Assault Campus Response	1	0	8	24
April 8-9, 2015	Block Training	19	0	9	342
April 12-18, 2015	EDU Team Scenario Training	1		8	50
April 13-14, 2015	Nuclear Emergency Response	1	0	8	16
April 13-16, 2015	Police Cerimonial Training (Moser, Don)	1	0	8	24
April 13-24, 2015	Incident Comander (Cecchetto)	1	0	9	90
April 14, 2015	Delivering Difficult News		1	4	4
April 14-15, 2015	Block Training	18	3	9	336
April 16-17, 2015	Block Training	15	0	9	270
April 20-21, 2015	Block Training	15	2	9	278
April 22-23, 2015	Block Training	17	0	9	306
April 24-26, 2015	Red Cross Instructor Course	1	0	8	24
April 26 - May 1, 2015	International Financial Crime	1	0	8	40
April 27-28, 2015	ICS 200	3	1	8	32
April 28-29, 2015	Block Training	19	4	9	358
April 28-30, 2015	SMILE Conference		1	8	24
April 28-30, 2015	Advanced Wiretap Seminar	1	0	9	27
April 30-May 1, 2015	Block Training	18	0	9	324
				Total Hours for April	2620.00
				Previous Hours	9489.00
				Total Hours	12109.00

IES only does 4 hours each on Day 2



**Halifax Regional
Police**
1975 Gottingen Street
Halifax, Nova Scotia
Canada B3J 2H1

JM Blais
Chief of Police/Directeur
de police

Website:
www.police.halifax.ns.ca

Memorandum

Date: May 1 , 2015
To: Chief J.M. Blais
From: Sgt. Steve Calder
Re: April Traffic Section Report

Monthly Theme

The monthly traffic theme for April was Crosswalk Safety (GO # 15-41637). There were 302 special checks recorded on the file. The majority of these checks were added by the traffic unit with the exception of 3 Watch Central and East who added several entries. There were 33 tickets issued for offences directly related to crosswalk violations and 67 additional tickets for related offences such as distracted driving due to cell phone use, speeding, unlicensed or suspended driving and pedestrian related violations.

The theme for May is Bicycle and Motor Cycle safety (GO # 15-56445). Traffic members will be attending Safety Services NS next Wednesday where Geoff MacLellan, Minister for Transportation and Infrastructure Renewal for Nova Scotia, will be present to proclaim May as Motorcycle Awareness Month in the Province Of Nova Scotia.

Special Checks

All traffic members were tasked to create three additional GOs each and spend at least two hours daily monitoring crosswalks along with their regular duties and special checks.

SOTs issued for the month of April:

Traffic:	504
Patrol:	1,862
Total:	2,366

Other motor vehicle section enforcement stats for April:

Signs and signals:	353
Crosswalk related violations	33
Additional tickets in crosswalk zones	67
Cell Phone	115

Events:

- Accident Investigation members and NCO attended all CRC/CROMS weekly meetings during the month.
- April 15th - five members assisted with Screen Protest at Province House.
- Apr 20-30 - Traffic members assisted with the HRP High School Coop Program and took 14 students on ride-alongs during this period.

- April 22 – Sgt. Calder attended Child Passenger Safety Committee meeting at IWK.
- April 23 – Sgt. Calder attended Crosswalk Safety Advisory meeting at City Hall.
- April 19 – arrangements in progress with DND Shearwater for yearly motorcycle requalification which should be completed by the end of May.
- April 30 – Sgt. Calder attended Law Enforcement Torch Relay Truck Convoy meeting to assist with planning this year's route and staffing. This year they're expecting to have a record number of trucks registered and other police agencies have been invited to participate.

Respectfully submitted,

Sergeant Stephen Calder
NCO i/c Integrated HRP/RCMP Traffic Section



Halifax Regional Police
1975 Gottingen Street
Halifax, Nova Scotia
Canada B3J 2H1

Chief of Police
Jean-Michel (JM) Blais
Halifax Regional Police
Directeur de police

Halifax Regional Police - Volunteers

Burnside Watch -	9
Central Citizens on Patrol -	2
East Citizens on Patrol -	9
West Citizens on Patrol -	9
H.R.P. Youth Program -	22
Victim Services -	19
Seniors' Home Safety Program-	8
Neighbourhood Watch - Halifax	7 coordinators
Dartmouth	12 coordinators
Bedford	4 coordinators
Total	101 Volunteers

Burnside Watch

The Burnside Watch works to curtail crime in the Burnside Business Park and Dartmouth Crossing.

Citizens on Patrol - Central, East and West Divisions

These volunteers patrol their communities, looking for suspicious activity and alerting police to potential situations.

HRP Youth Program

The program includes youth aged 14 - 18 years, leaders-in-training, 19-20 years and adult leaders 21+ years. Youth take part in a variety of educational, fun and community service related activities.

Victim Services

This group primarily provides support to victims of crimes or traumatic situations. Victims of domestic violence are the main focus of the unit. These volunteers work with clients, on-scene, during the evening.

Seniors' Home Safety Program

Volunteers aged 55+, who conduct free home safety checks for their peers, living in private residences, to reduce risk of accidents, injuries and victimization.

Neighbourhood Watch

These volunteers are the eyes and ears for the community. They communicate with their neighbours and police on crime and safety related issues.

*Leading and
Partnering
in our Community
to Serve and Protect*



Halifax Regional Police

Assaults - Break & Enter - Theft Under January - March 2014/15

Assaults

Assaults Level 1 accounted for 64% of the total Assaults in the 1st quarter of 2015 compared to 62% in 2014 and experienced an 18% increase in 2015 over the same period last year.

Assault with a Weapon Causing Bodily Harm accounted for 15% of the total Assaults in 2015 compared to 14% in 2014 and experienced a 25% increase over the same period last year.

All forms of Sexual Assaults combined accounted for 13% of the total Assaults in 2015 compared to 14% in 2014 and experienced an 11% increase over the same period last year.

		2014	2015	%
1110-00	MURDER, FIRST DEGREE	1	1	0
1120-00	MURDER, SECOND DEGREE	1	0	-100
1210-00	ATTEMPTED MURDER	2	0	-100
1320-00	SEXUAL ASSAULT - WEAPON/CBH	1	0	-100
1330-00	SEXUAL ASSAULT	53	64	21
1345-00	SEXUAL INTERFERENCE	2	1	-100
1350-00	INVITATION TO SEXUAL TOUCHING	1	0	-100
1355-00	SEXUAL EXPLOITATION	2	0	-100
1365-00	CORRUPTING MORALS OF A CHILD	0	0	0
1370-00	LURING A CHILD VIA A COMPUTER	3	4	33
1385-00	VOYEURISM	1	0	-100
1410-00	AGGRAVATED ASSAULT LEVEL 3	8	8	0
1420-00	ASSAULT WEAPON, BODILY HARM	64	80	25
1430-00	ASSAULT LEVEL 1	279	330	18
1440-00	UNLAWFULLY CAUSING BODILY HARM	0	0	0
1450-00	DISCHARGE FIREARM WITH INTENT	1	0	-100
1455-00	USE FIREARM OR IMITATION	3	1	-67
1457-00	POINT FIREARMS - DANGEROUS USE	0	0	0
1460-10/20	ASSAULT POLICE OFFICER/OTHER PEACE	27	23	-15
1461-00	ASSLT. W/WEAPON CBH POLICE OFFICER	2	0	-100
1462-00	AGGRAVATED ASSLT TO POLICE OFFICER	0	0	0

1470-00	CRIMINAL NEGLIGENCE CAUSE HARM	0	2	100
1480-00	OTHER ASSAULTS	1	0	-100
1515-00	KIDNAPPING	1	0	-100
1516-00	FORCIBLE CONFINEMENT	10	5	-50
1525-00	TRAFFICKING PEOPLE	0	0	0

Robberies

Robberies accounted for 6% of the total Persons Crime in the 1ST quarter of 2015 compared to 5% in 2014 and experienced a 36% increase in 2015 over the same period last year.

2014 2015 %

1610-10	ROBBERY WITH FIREARMS	5	4	-20
1610-20	ROBBERY, OTHER OFFENSIVE WEAPON	7	13	86
1610-30	ROBBERY, OTHER TYPES	13	17	31

Break & Enter

Break & Enter (Residence) accounted for 45% of the total Break & Enters in the 1st quarter of 2015 compared to 44% in 2014 and experienced a -6% decrease in 2015 over the same period last year.

Break & Enter (Other) accounted for 18% of the total Break & Enters in the 1st quarter of 2015 compared to 20% in 2014 and experienced a -16% decrease in 2015 over the same period last year.

Break & Enter (Business) accounted for 32% of the total Break & Enters in the 1st quarter 2015 compared to 33% in 2014 and experienced an -11% decrease in 2015 over the same period last year.

2014 2015 %

2120-10	BREAK & ENTER(RESIDENCE)	68	64	-6
2120-20	BREAK & ENTER(BUSINESS)	52	46	-11
2120-30	BREAK & ENTER - HOME INVASION	4	6	50
2120-40	BREAK & ENTER - OTHER	31	26	-16
2121-00	BREAK & ENTER - FIREARMS	0	0	0

Theft Under \$5,000

Theft Under \$5,000 accounted for 69% of the total Theft Under \$5,000 in the 1st quarter 2015 compared to 70% in 2014 and experienced a -23% decrease in 2015 over the same period last year.

Theft From Motor Vehicle accounted for 34% of the total Theft Under \$5,000 in the 1st quarter 2015 compared to 20% in 2014 and experienced a -27% decrease over the same period last year.

Possession of Stolen Goods experienced a -22% decrease in the 1st quarter 2015 over the same period last year.

		2014	2015	%
2140-70	THEFT OF BICYCLE UNDER \$5000	9	5	-44
2140-80	THEFT - OTHER - UNDER \$5000	809	620	-23
2142-00	THEFT FROM MV <= \$5000	294	214	-27
2143-00	SHOPLIFTING \$5000 OR UNDER	49	73	49
2150-10	POSSESSION OF STOLEN GOODS	127	99	-22



Halifax Regional Police Environmental Scan 1st Quarter 2015

Total HRP Criminal Code Offences/Drugs

Total Criminal Code offences in the first quarter of 2015 show a decrease of -199 or by -5.67% compared to the first quarter of 2014.

Drugs in the first quarter of 2015 decreased by -40 or by -17.86% compared to the first quarter of 2014.

In the first quarter Property offences count for 44% of the Total Criminal Code offences, while crimes against Persons account for 17% and Criminal Other offences account for 39%.

First Quarter comparison between 2014 and 2015:

Property Crimes

Overall Property Crime decrease by -323 or -18.10%.

Stolen Motor Vehicles decreased by -4 or -7.02%.

Break and Enters decreased by -13 or -8.39%.

Frauds decreased by -16 or -6.11%.

Violent Crimes

Overall Violent crime increased by +70 or +14.37%.

Robberies increased by +9 or +36%.

Homicides decreased by -1 incident or -50%.

Attempted Murders decreased by -2 or -100%.

Assaults increased by +70 or +15.66%.

Assaults accounted for 93% of reported violent crimes in the first quarter of 2015.

Criminal Other Code

Includes prostitution, gaming/betting, offensive weapons, and other criminal code offences (arson, property damage, indecent acts, counterfeiting, etc)

Offensive Weapons decreased by -25 in the first quarter of 2015 or by -41.67%

Prostitution offences increased by +10 offences in the first quarter of 2015 or +166.67%

Please note offences such as drug and prostitution are sensitive to directed enforcement and detection.



HALIFAX REGIONAL POLICE
Quarterly Statistical Overview
1st Quarter

Halifax Zones	1st Qtr 2014	1st Qtr 2015	# Change	% Change
PERSONS				
Homicide	2	1	-1	-50.00
Attempted Murder	2	0	-2	-100.00
Robbery	25	34	9	36.00
Assaults	447	517	70	15.66
All Others	11	5	-6	-54.55
TOTAL	487	557	70	14.37
PROPERTY				
Break And Enter	155	142	-13	-8.39
Theft Motor Vehicle	57	53	-4	-7.02
Theft > 5000	23	11	-12	-52.17
Theft < 5000	1161	911	-250	-21.53
Have Stolen Goods	127	99	-28	-22.05
Frauds	262	246	-16	-6.11
TOTAL	1785	1462	-323	-18.10
CRIMINAL OTHER				
Prostitution	6	16	10	166.67
Offensive Weapons	60	35	-25	-41.67
Other Criminal Code	1174	1243	69	5.88
TOTAL	1240	1294	54	4.35
TOTAL CRIMINAL CODE	3512	3313	-199	-5.67
FEDERAL				
General	9	7	-2	-22.22
Drugs	224	184	-40	-17.86
TOTAL	233	191	-42	-18.03
PROVINCIAL				
General	1029	1040	11	1.07
Liquor	409	393	-16	-3.91
Traffic	6702	5421	-1281	-19.11
TOTAL	8140	6854	-1286	-15.80
TRAFFIC & COLLISION				
Criminal Code	508	631	123	24.21
Collisions	1579	1517	-62	-3.93
PERSONS				
Fatalities	2	2	0	0.00
Injured	131	101	-30	-22.90

HALIFAX REGIONAL POLICE
Quarterly Statistical Overview
1st Quarter

East Division	1st Qtr 2014	1st Qtr 2015	# Change	% Change
PERSONS				
Homicide	0	1	1	100.00
Attempted Murder	1	0	-1	-100.00
Robbery	7	13	6	85.71
Assaults	157	179	22	14.01
All Others	2	3	1	50.00
TOTAL	167	196	29	17.37
PROPERTY				
Break And Enter	56	50	-6	-10.71
Theft Motor Vehicle	14	15	1	7.14
Theft > 5000	7	6	-1	-14.29
Theft < 5000	397	277	-120	-30.23
Have Stolen Goods	45	34	-11	-24.44
Frauds	81	91	10	12.35
TOTAL	600	473	-127	-21.17
CRIMINAL OTHER				
Prostitution	2	3	1	50.00
Offensive Weapons	24	11	-13	-54.17
Other Criminal Code	464	426	-38	-8.19
TOTAL	490	440	-50	-10.20
TOTAL CRIMINAL CODE	1257	1109	-148	-11.77
FEDERAL				
General	2	5	3	150.00
Drugs	80	69	-11	-13.75
TOTAL	82	74	-8	-9.76

HALIFAX REGIONAL POLICE
Quarterly Statistical Overview
1st Quarter

West Division	1st Qtr 2014	1st Qtr 2015	# Change	% Change
PERSONS				
Homicide	1	0	-1	-100.00
Attempted Murder	0	0	0	0.00
Robbery	11	7	-4	-36.36
Assaults	135	153	18	13.33
All Others	4	1	-3	-75.00
TOTAL	151	161	10	6.62
PROPERTY				
Break And Enter	71	59	-12	-16.90
Theft Motor Vehicle	27	30	3	11.11
Theft > 5000	11	3	-8	-72.73
Theft < 5000	411	312	-99	-24.09
Have Stolen Goods	37	44	7	18.92
Frauds	85	75	-10	-11.76
TOTAL	642	523	-119	-18.54
CRIMINAL OTHER				
Prostitution	2	4	2	100.00
Offensive Weapons	17	14	-3	-17.65
Other Criminal Code	306	363	57	18.63
TOTAL	325	381	56	17.23
TOTAL CRIMINAL CODE	1118	1065	-53	-4.74
FEDERAL				
General	4	1	-3	-75.00
Drugs	67	35	-32	-47.76
TOTAL	71	36	-35	-49.30

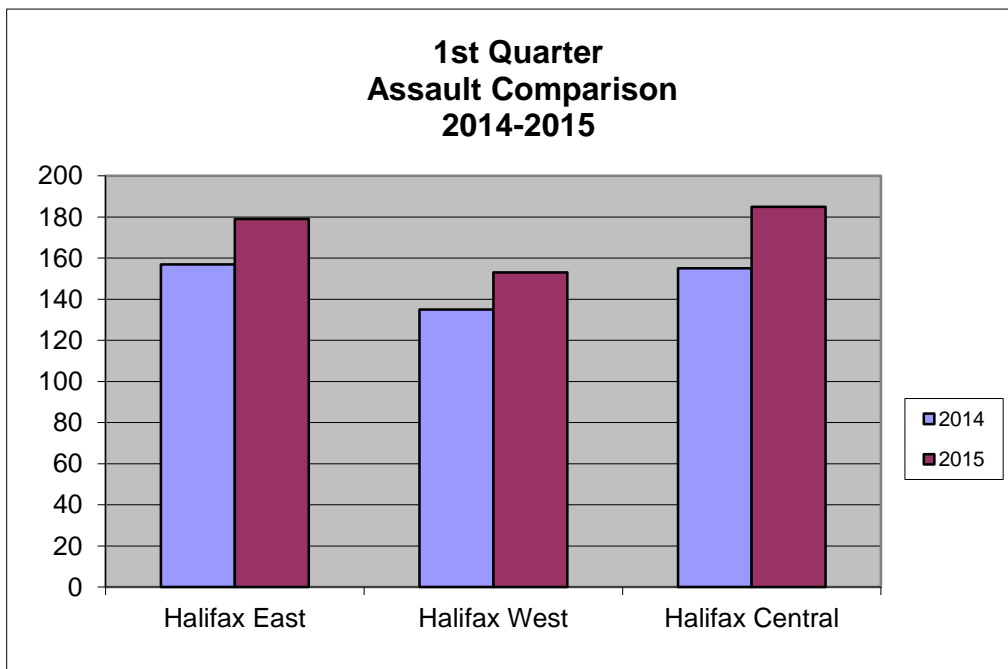
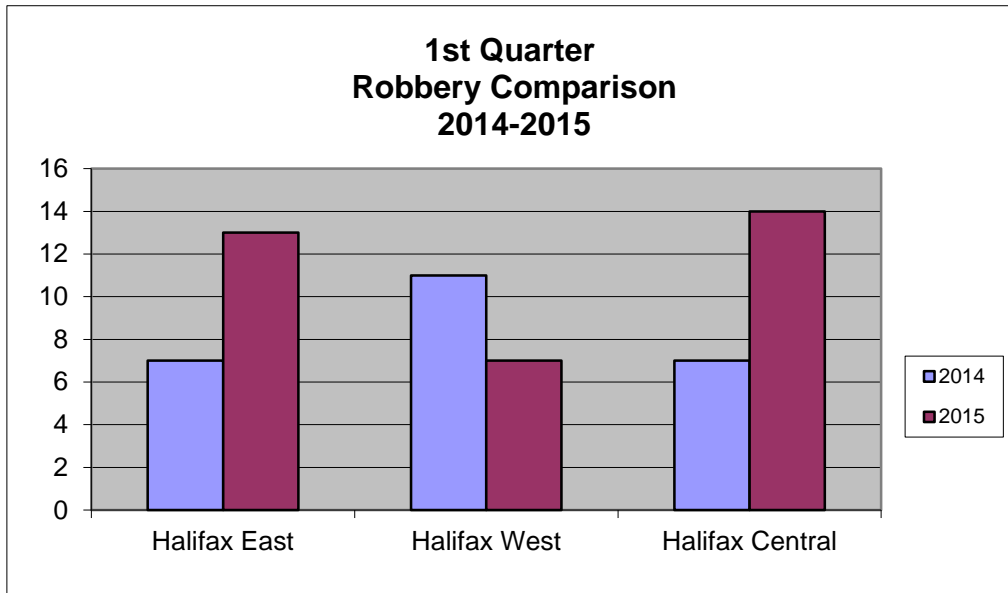
HALIFAX REGIONAL POLICE
Quarterly Statistical Overview
1st Quarter

Central Division	1st Qtr 2014	1st Qtr 2015	# Change	% Change
PERSONS				
Homicide	1	0	-1	-100.00
Attempted Murder	1	0	-1	-100.00
Robbery	7	14	7	100.00
Assaults	155	185	30	19.35
All Others	5	1	-4	-80.00
TOTAL	169	200	31	18.34
PROPERTY				
Break And Enter	28	33	5	17.86
Theft Motor Vehicle	16	8	-8	-50.00
Theft > 5000	5	2	-3	-60.00
Theft < 5000	353	322	-31	-8.78
Have Stolen Goods	45	21	-24	-53.33
Frauds	96	80	-16	-16.67
TOTAL	543	466	-77	-14.18
CRIMINAL OTHER				
Prostitution	2	9	7	350.00
Offensive Weapons	19	10	-9	-47.37
Other Criminal Code	408	453	45	11.03
TOTAL	429	472	43	10.02
TOTAL CRIMINAL CODE	1141	1138	-3	-0.26
FEDERAL				
General	3	1	-2	-66.67
Drugs	77	80	3	3.90
TOTAL	80	81	1	1.25

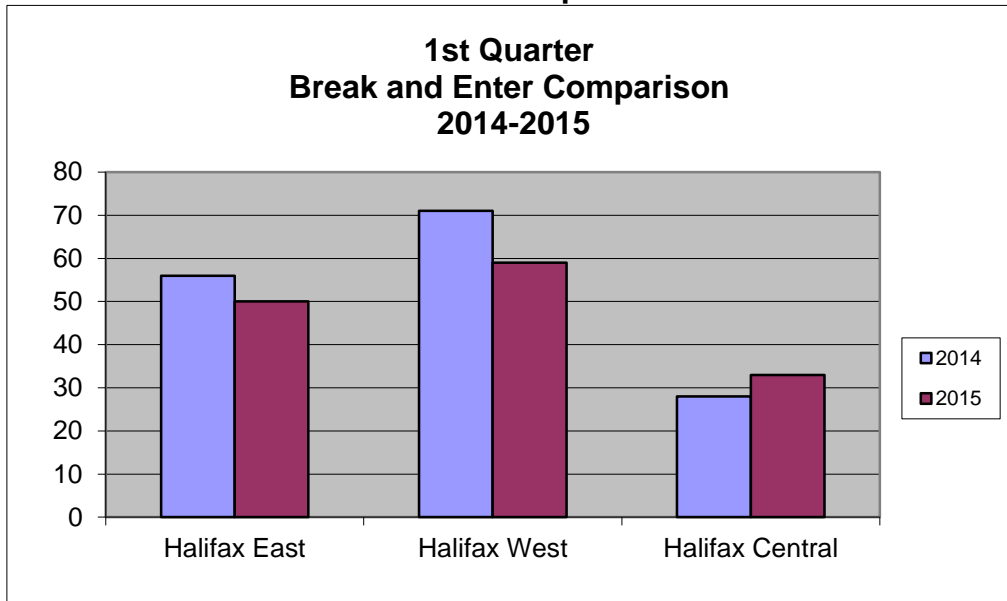
**1st Quarter 2015
Reported Crime Distribution
by Division**

District	Violent	Property	OCC	Total	% of Total
Halifax East	196	473	440	1109	33.48%
Halifax West	161	523	381	1065	32.16%
Halifax Central	200	466	472	1138	34.36%
Total	557	1462	1293	3312	100%

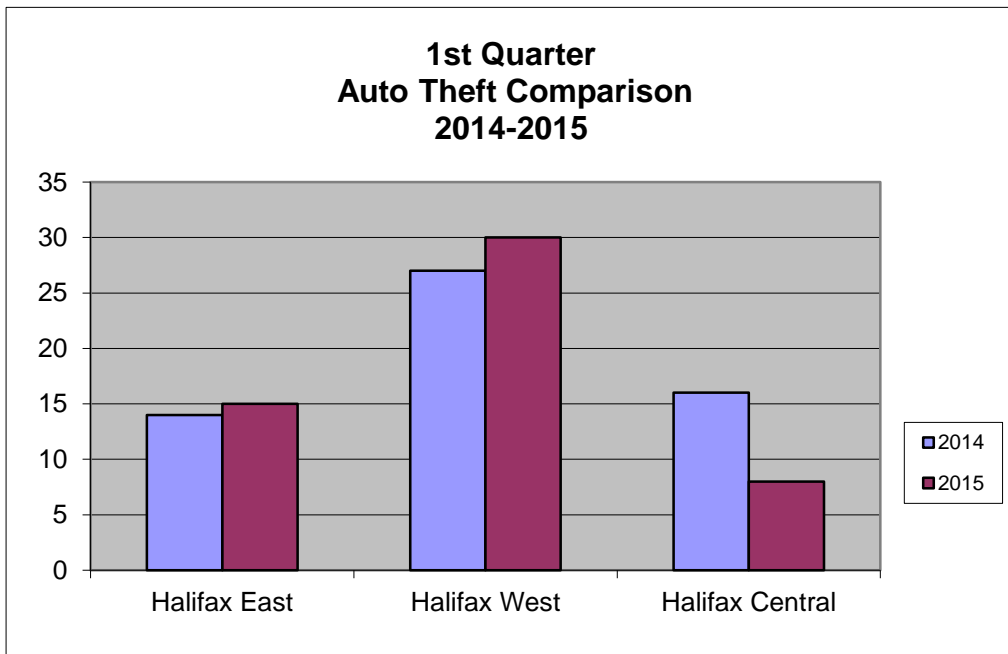
Crimes Against Persons 1st Quarter Comparison



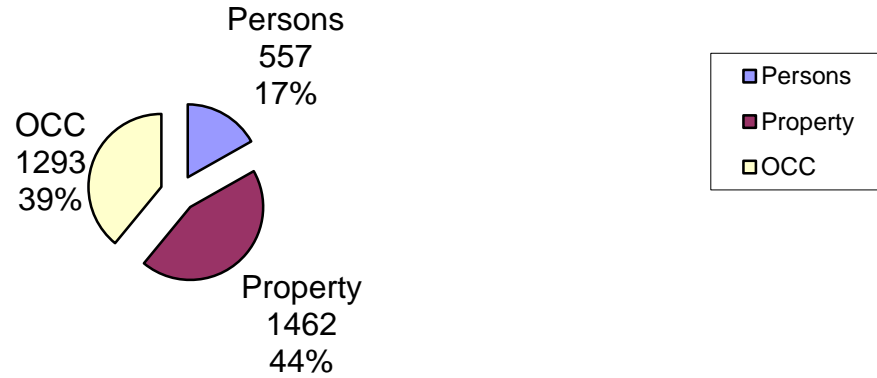
Crimes Against Property 1st Quarter Comparison



1st Quarter Auto Theft Comparison 2014-2015



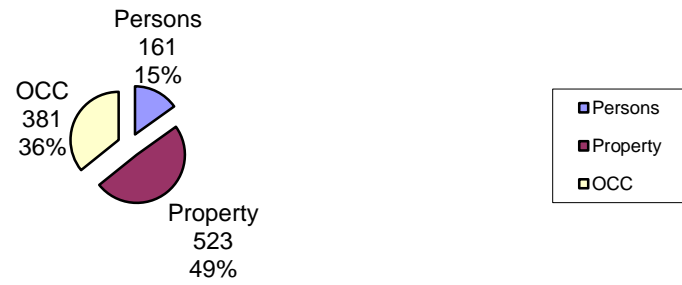
Halifax Regional Police 1st Quarter Regional Stats 2015



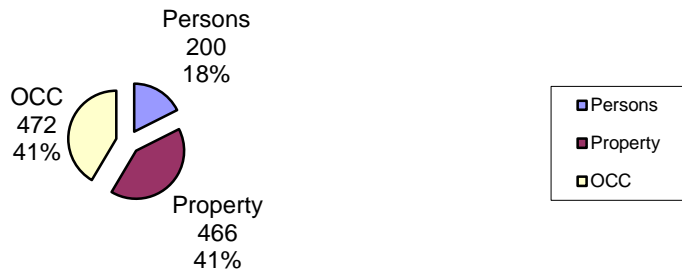
HRP 1st Quarter Stats East



HRP 1st Quarter Stats West



HRP 1st Quarter Stats Central





**HRM Policing Services
2015 Statistical Overview
1st Quarter**



	1st Qtr 2014	1st Qtr 2015	# Change	% Change
PERSONS				
Homicide	3	4	1	33.33
Attempted Murder	4	2	-2	-50.00
Robbery	27	38	11	40.74
Assaults	561	628	67	11.94
All Others	13	5	-8	-61.54
TOTAL	608	677	69	11.35
PROPERTY				
Break And Enter	224	199	-25	-11.16
Theft Motor Vehicle	87	77	-10	-11.49
Theft > 5000	32	23	-9	-28.13
Theft < 5000	1529	1112	-417	-27.27
Have Stolen Goods	148	120	-28	-18.92
Frauds	321	315	-6	-1.87
TOTAL	2341	1846	-495	-21.14
CRIMINAL OTHER				
Prostitution	8	19	11	137.50
Offensive Weapons	84	60	-24	-28.57
Other Criminal Code	1472	1553	81	5.50
TOTAL	1564	1632	68	4.35
TOTAL CRIMINAL CODI	4513	4155	-358	-7.93
FEDERAL				
General	16	12	-4	-25.00
Drugs	312	258	-54	-17.31
TOTAL	328	270	-58	-17.68
PROVINCIAL				
General	1381	1398	17	1.23
Liquor	413	395	-18	-4.36
Traffic	8880	7077	-1803	-20.30
TOTAL	10674	8870	-1804	-16.90
TRAFFIC & COLLISION				
Criminal Code	696	838	142	20.40
Collisions	2142	2302	160	7.47
PERSONS				
Fatalities	4	5	1	25.00
Injured	171	126	-45	-26.32

Four homicides as a result of two incidents.



HRM Policing Services Environmental Scan 1st Quarter 2015



Total HRM Criminal Code Offences/Drugs

Total Criminal Code offences in the first quarter of 2015 show a **decrease** of -358 or by -7.93% compared to the first quarter of 2014.

Drugs in the first quarter of 2015 **decreased** by -54 or by -17.31% compared to the first quarter of 2014.

In the first quarter Property offences count for 45% of the Total Criminal Code offences, while crimes against Persons account for 16% and Criminal Other offences account for 39%.

First Quarter comparison between 2014 and 2015:

Property Crimes

Overall Property Crime **decrease** by -495 or -21.14%.

Stolen Motor Vehicles **decreased** by -10 or -11.49%.

Break and Enters **decreased** by -25 or -11.16%.

Frauds **decreased** by -6 or -1.87%.

Violent Crimes

Overall Violent crime **increased** by +69 or +11.35%.

Robberies **increased** by +11 or +40.74%.

Homicide Victims **increased** by +1 or +33.33%.

Attempted Murders **decreased** by -2 or -50%.

Assaults **increased** by +67 or +11.94%.

Assaults accounted for 93% of reported violent crimes in the first quarter of 2015.

Criminal Other Code

Includes prostitution, gaming/betting, offensive weapons, and other criminal code offences (arson, property damage, indecent acts, counterfeiting, etc)

Offensive Weapons **decreased** by -24 in the first quarter of 2015 or by -28.57%

Prostitution offences **increased** by +11 offences in the first quarter of 2015 or +137.5%

Please note offences such as drug and prostitution are sensitive to directed enforcement and detection.