



HRM Board of Police Commissioners Monthly Dashboard: June 30, 2015

Budgetary Overview

As of July 2, 2015, compensation should be at approximately 24.8 per cent of the annual plan, revenue should be at approximately 25 per cent and all other expenses should be at approximately 22.14 per cent.

- Revenue – 26.17 per cent.
- Compensation overall (including overtime) – 21.76 per cent. Overtime – 30.10 per cent.
- All other expenses – 27.78 per cent.
- Net Budget overall – 20.60 per cent.

Recruiting New Officers (Cadets)

Halifax Regional Police will be launching a recruitment campaign for new officers on July 3. Applications will be accepted from July 6 to midnight on August 7, 2015.

Through a competitive selection process, we'll choose approximately 15 candidates who will enroll in the January 2016 Police Science Training Program at the Atlantic Police Academy in Prince Edward Island. After completing the 35-week program, we'll make a decision on hiring each candidate based on their overall suitability, including their success in the Police Science Program, their performance during on-the-job training and their final interview with HRP. Once hired, cadets will undergo HRP specific training before hitting the streets as patrol constables.

Given that we strive to have a workforce that is reflective of the community we serve, our goal for this recruitment campaign is to encourage full participation of all members of the community who are interested in pursuing a career in policing.

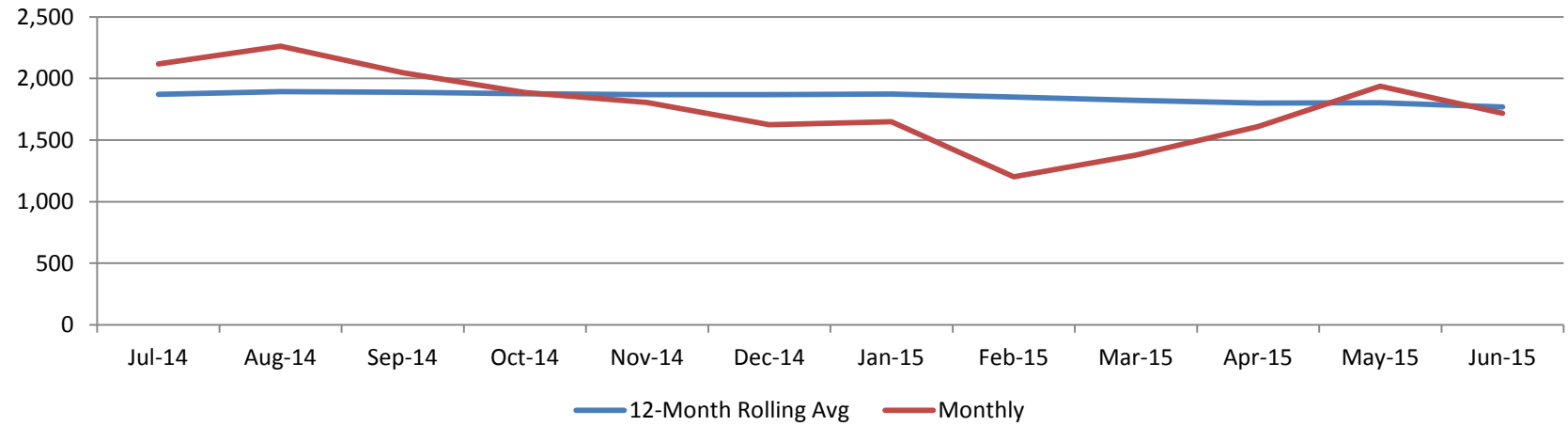
We're holding three information sessions in partnership with the Atlantic Police Academy:

- July 8, 7 p.m. – 9 p.m. at the Black Cultural Centre
- July 9, 3 p.m. – 5 p.m. at St. Andrew's Community Centre
- July 9, 6:30 p.m. – 8:30 p.m. at the Halifax Central Library

More information on recruitment for new officers is available at www.halifax.ca/police/CadetRecruitment

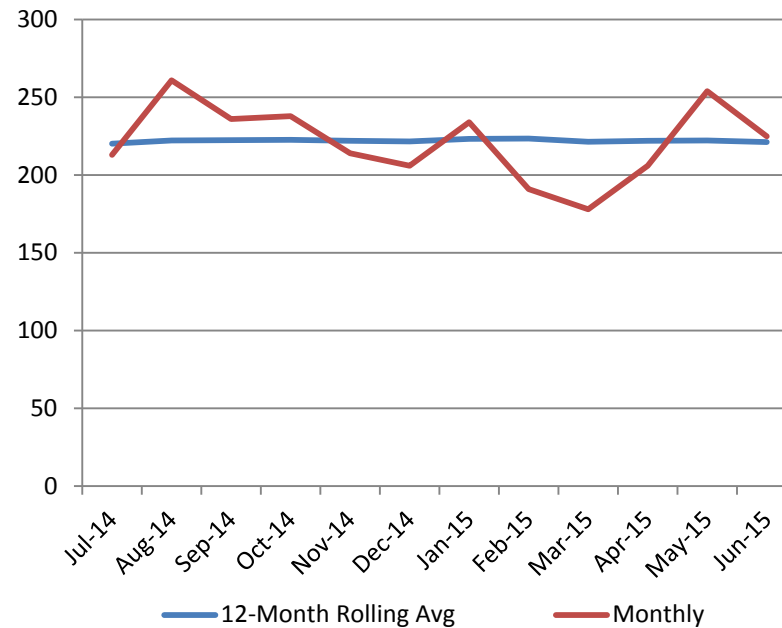
Crime Trends – HRM Wide

Total Crime - General Occurrences (HRM)¹

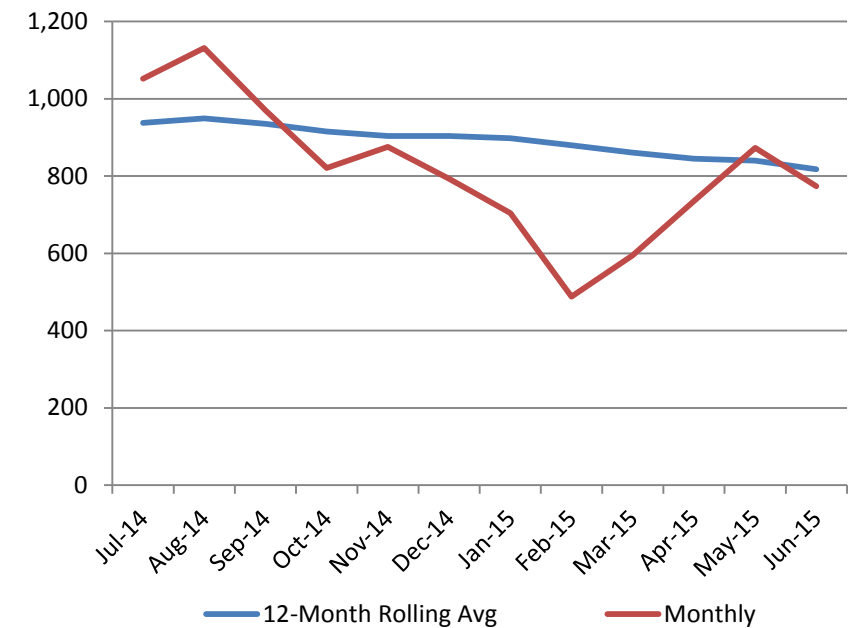


¹Excludes Traffic and Provincial Offences

Crime Against Persons - General Occurrences (HRM)



Crime Against Property - General Occurrences (HRM)



* Above charts represent primary offences.



Comstat Incidents - HRP

Comstat Overview

Comstat incidents comprise break and enters, mischief property damage, thefts from vehicles, thefts of vehicles, robbery, weapon-related offences, assault causing bodily harm, assault with a weapon, aggravated assault and drug-related offences.

Central

Central Division saw a combined decrease of 24 per cent (-22 incidents) in total property and total person offences this period. Total property offences decreased by 19 per cent with decreases in both mischief/property damage and theft from motor vehicle offences. Robbery and weapons offences also experienced a decrease of five incidents each. The focus for this Comstat period will be mischief/property damage and break and enter-related offences.

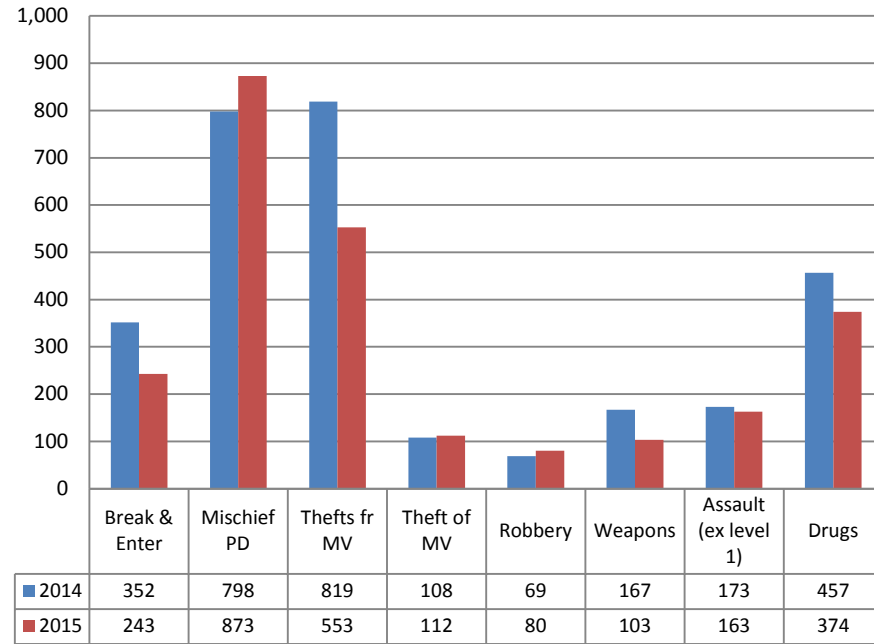
West

West Division saw decreases in both total property and total persons offences this period. Total property offences decreased by 30 per cent (-37 incidents). The most significant drops were in relation to mischief/property damage offences and theft from motor vehicle offences which decreased by 21 incidents when compared to the previous period this year and 40 incidents when compared to the same period last year. The focus for this Comstat period will be assaults excluding level 1, mischief/property damage and theft from motor vehicle offences.

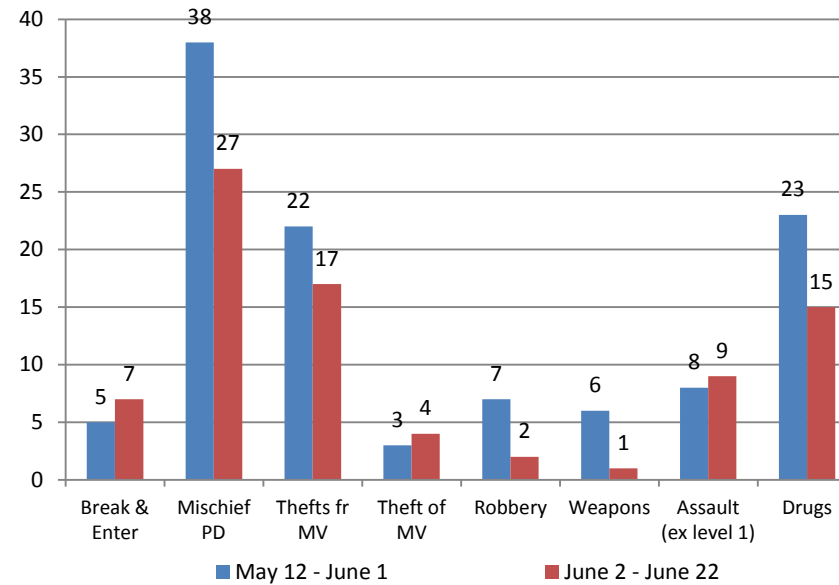
East

East Division saw a combined decrease of 40.16 per cent (-49 incidents) in total persons and total property offences this period. The drop is mainly attributed to the decrease of 69.70 per cent (-23 incidents) in theft from motor vehicle offences in the areas of Portland Hills and Manor Park. Of note, charges were laid in relation to a homicide that occurred on Portland Street on June 18, 2015.

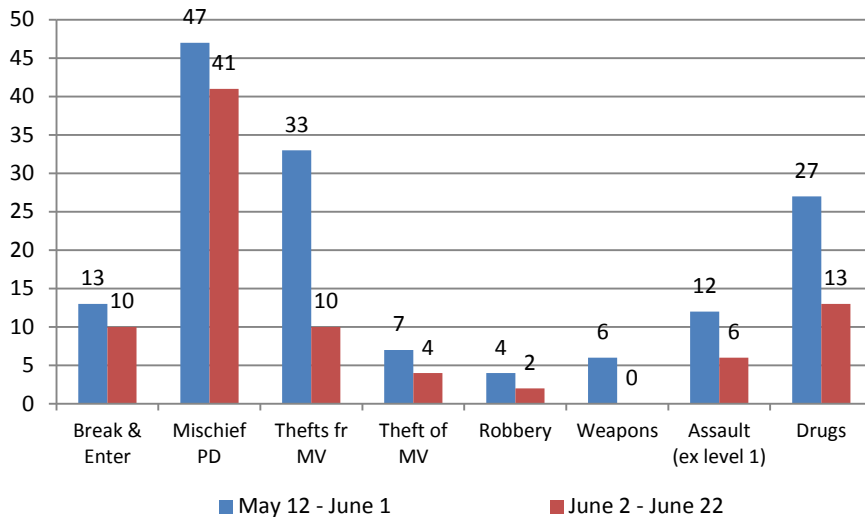
HRP Comstat - General Occurrences (January 1 to June 30)



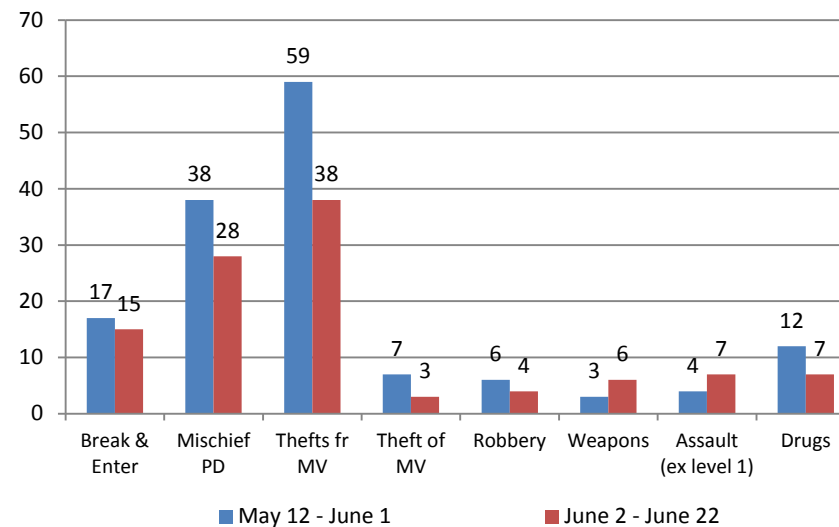
Central Division - Comstat General Occurrences



East Division - Comstat General Occurrences



West Division - Comstat General Occurrences



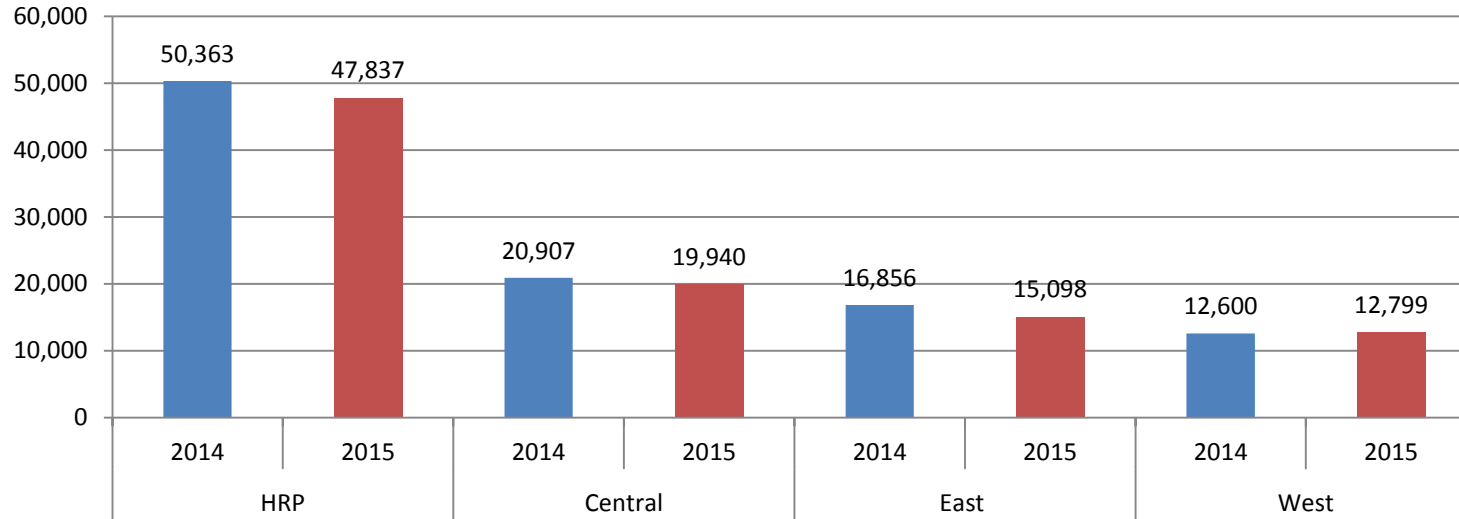
* Above charts represent primary offences.



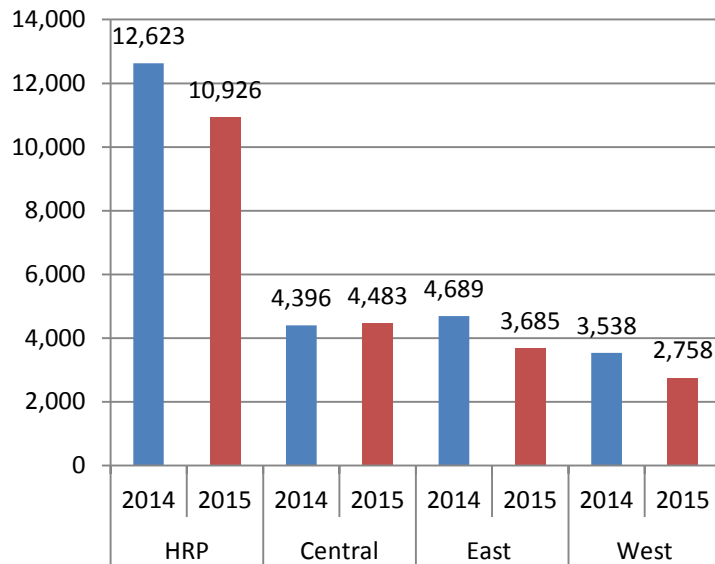
HRM Board of Police Commissioners Monthly Dashboard: June 30, 2015

Calls for Service - HRP

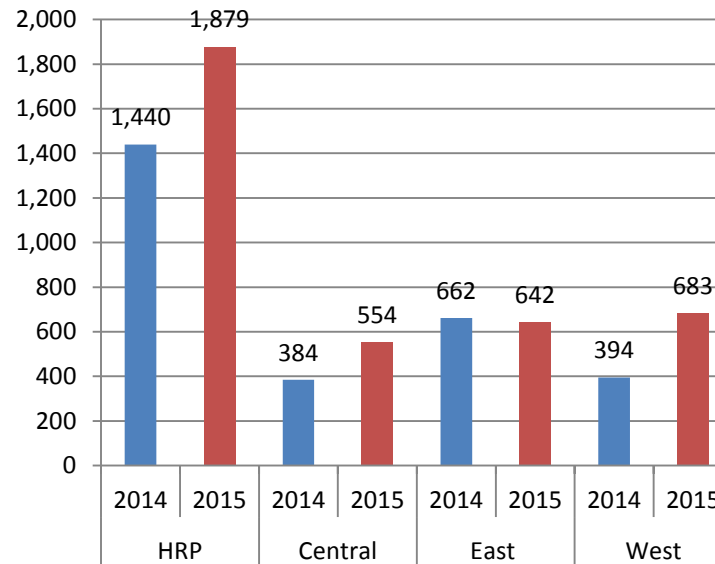
HRP Calls for Service (January 1 to June 30) (excluding Traffic Stops & Proactive Assignments)



Traffic Stops (January 1 to June 30)

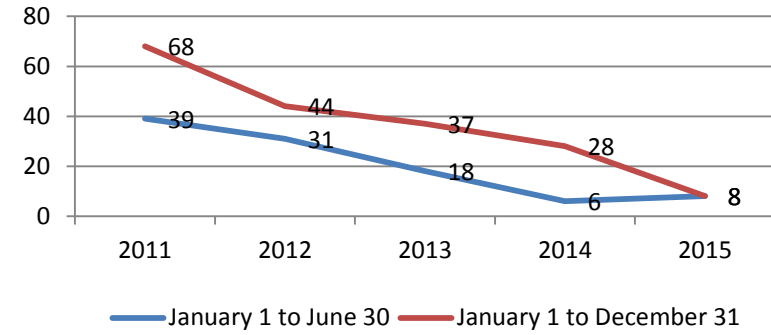


Proactive Assignments (January 1 to June 30)



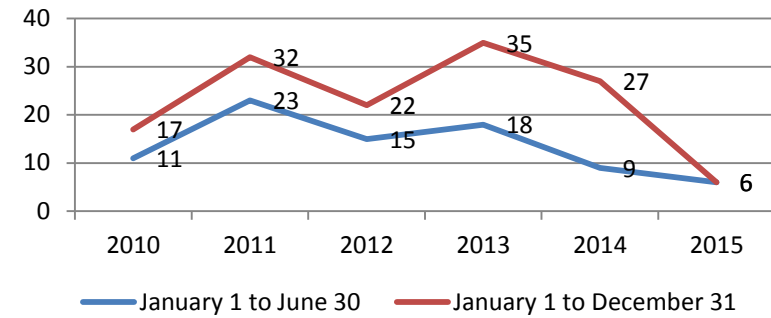
Firearms & Homicides - HRM Wide

Firearms Discharged



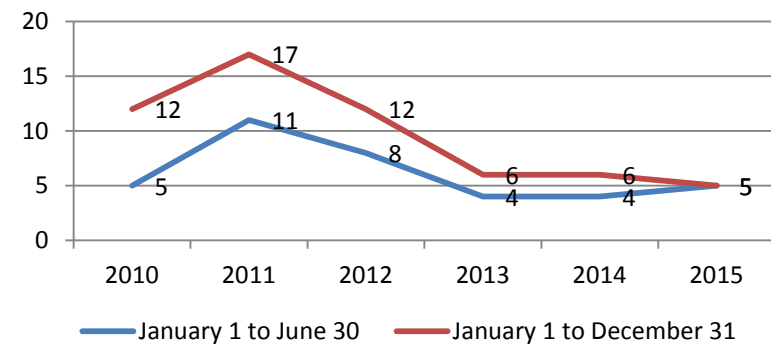
Includes criminally motivated shootings only.

Attempted Homicides



Error rate +/- 1 due to reclassification after data extraction.

Homicides



Homicide figures refer to # victims, not events.

2013 stats do not include 2 motor vehicle-related deaths.