



**STAFF REPORT**  
**Board of Police Commissioners**

**August 2015**

<b>EXTENDED SICK LEAVE</b>	<b>8</b>
<b>INJURY LEAVE</b>	<b>7</b>
<b>LONG - TERM DISABILITY</b>	<b>6</b>
<b>MATERNITY LEAVE</b>	<b>8</b>
<b>PARENTAL LEAVE</b>	<b>0</b>
<b>INTERNATIONAL ASSIGNMENT</b>	<b>2</b>
<b>OTHER</b>	<b>4 (WCB, sick leave with no pay, and leave of absence)</b>

**As of January 2014 this report includes all HRP employees, including HRP sworn/civilian Non-union and NSUPE members.**



**Halifax Regional  
Police**  
1975 Gottingen Street  
Halifax, Nova Scotia  
Canada B3J 2H1

**JM Blais**  
Chief of Police

**Website:**  
[www.police.halifax.ns.ca](http://www.police.halifax.ns.ca)

# Memorandum

Date: August 6, 2015  
To: Chief J.M. Blais  
From: Sgt. Steve Calder  
Re: July Traffic Section Report

---

## Monthly Theme:

The monthly traffic theme for July was Speeding (GO # 15-89159). There were 111 special checks recorded on the file and 269 speeding tickets issued.

There were five information/educational based Facebook postings added to Traffic Cop page in July.

Next month's theme is Child restraint and seatbelts (GO # 15-105439).

## Special Checks:

GO # 15-89161 - crosswalk complaints.

## SOTs issued for the month of July:

Traffic: 412  
Patrol/Traffic: 1,881

## Other motor vehicle section enforcement stats for July:

Signs and signals:	310
Crosswalk related violations:	21
Cell Phone:	59

## Events:

- Cst Diaczenko attended mapping course which is an Accident Investigation course.
- July 1 - Traffic members worked the Tattoo Parade which had several thousand spectators.
- July 2 - Members escorted Paris Police Bikes to Sobeys Bedford South where they put on a show for spectators.
- July 3 - Members hosted a BBQ at HQ for Paris MC and gymnastics teams.
- July 7-9 - Members took part along with MVI section of TIR in multi-jurisdictional

check points on July 7,8,9 in HRM (TIR-Vehicle Compliance, Motor Carrier Division, HRP Traffic Services, RCMP Metro Traffic Services, Military Police , CN Police and Service Nova Scotia Fuel/Tobacco Enforcement Officers). Both passenger vehicle and CVSA Inspections were conducted. Results were:

- SOTs – 113
  - Warnings – 62
  - Passenger vehicles inspected – 28 (7 towed)
  - Commercial vehicles inspected – 27 (8 placed out-of-service)
- July 12 - Members provided short escort to Harley Davidson Owners group who were in Hfx for National meeting.
  - July 16 - Member assisted with Camp Courage activities.
  - July 16 - Conducted interview with Global News regarding motorcycle safety and demonstrated track patterns members have to complete each year before operating the police bikes.
  - July 17 - Member attended LETR ice cream social.



Respectfully submitted,

Sergeant Stephen Calder  
NCO i/c Integrated HRP/RCMP Traffic Section



**Halifax Regional  
Police**  
1975 Gottingen Street  
Halifax, Nova Scotia  
Canada B3J 2H1

**JM Blais**  
Chief of Police

**Website:**  
[www.police.halifax.ns.ca](http://www.police.halifax.ns.ca)

# Memorandum

Date: September 4, 2015  
To: Chief J.M. Blais  
From: Sgt. Steve Calder  
Re: August Traffic Section Report

---

## Monthly Theme:

The monthly traffic theme for August was Child Restraints and seatbelts (GO # 15-105439). There were 140 special checks recorded on the file and 59 seat belt tickets issued.

There were three information/educational based Facebook postings added to Traffic Cop page in August.

Next month's theme is Back to School/School Bus safety (GO # 15-124045).

## Special Checks:

### 15-114241 crosswalk complaint

### SOTs issued for the month of August:

Traffic:	227
Patrol/Traffic:	1,504

### Other motor vehicle section enforcement stats for August:

Signs and signals:	185
Crosswalk related violations:	18
Cell Phone:	74

## Events:

- August 6 - Traffic members assisted with member's funeral.
- August 9 - Accident Investigation Unit called out regarding MVA involving stolen motor vehicle that smashed into other vehicle.
- August 14 - Member did interview with Global News regarding distracted driving and cell phone use.
- August 14 - Member completed interview with CTV regarding speeding complaints.

- August 19 - Traffic members completed child restraint check point with IWK Child Safety Link staff and volunteers at Point Pleasant Park for two hours. Approximately 150 cars were checked and 10-12 pulled over for further inspection and education provided by police and Safety Link staff. One vehicle was sent to drop off a passenger as too many occupants and child not restrained properly.
- August 21 - Members provided assistance to group of MPs arriving in Halifax on motorcycles after leaving B.C. a month earlier. This is the 7<sup>th</sup> year and considered the world's longest annual motorcycle relay ride and has raised over \$200K for Children's Wish, Military Family Fund and Fund for Blind Children.
- August 21 - Members provided escort for the 78<sup>th</sup> Highlanders Freedom of the City Parade
- August 10,13,15 and 29 - Members assisted escorting the Heart and Stroke Big Bike maneuver city streets as up to 29 participants rode the bike to raise funds for Heart and Stroke research.







Respectfully submitted,

Sergeant Stephen Calder  
NCO i/c Integrated HRP/RCMP Traffic Section



***HALIFAX REGIONAL POLICE***

***POLICE COMMISSION REPORT***

***2<sup>nd</sup> QUARTER 2015***

Date: July 21, 2015



**HALIFAX REGIONAL POLICE**  
**Quarterly Interim Statistical Overview**  
**2nd Quarter**

<b>All HRP Zones</b>	<b>2nd Qtr 2014</b>	<b>2nd Qtr 2015</b>	<b># Change</b>	<b>% Change</b>	<b>YTD 2014</b>	<b>YTD 2015</b>	<b># Change</b>	<b>% Change</b>
<b>PERSONS</b>								
Homicide	0	1	1	100.00	2	2	0	0.00
Attempted Murder	4	4	0	0.00	6	4	-2	-33.33
Robbery	44	47	3	6.82	69	81	12	17.39
Assaults	503	499	-4	-0.80	950	981	31	3.26
All Others	14	13	-1	-7.14	25	18	-7	-28.00
<b>TOTAL</b>	<b>565</b>	<b>564</b>	<b>-1</b>	<b>-0.18</b>	<b>1052</b>	<b>1086</b>	<b>34</b>	<b>3.23</b>
<b>PROPERTY</b>								
Break And Enter	197	204	7	3.55	352	345	-7	-1.99
Theft Motor Vehicle	54	58	4	7.41	111	115	4	3.60
Theft > 5000	19	15	-4	-21.05	42	24	-18	-42.86
Theft < 5000	1413	1188	-225	-15.92	2532	2061	-471	-18.60
Have Stolen Goods	216	176	-40	-18.52	384	311	-73	-19.01
Frauds	242	248	6	2.48	504	494	-10	-1.98
<b>TOTAL</b>	<b>2141</b>	<b>1889</b>	<b>-252</b>	<b>-11.77</b>	<b>3925</b>	<b>3350</b>	<b>-575</b>	<b>-14.65</b>
<b>CRIMINAL OTHER</b>								
Prostitution	11	7	-4	-36.36	17	23	6	35.29
Offensive Weapons	76	48	-28	-36.84	136	81	-55	-40.44
Other Criminal Code	1368	1387	19	1.39	2542	2595	53	2.08
<b>TOTAL</b>	<b>1455</b>	<b>1442</b>	<b>-13</b>	<b>-0.89</b>	<b>2695</b>	<b>2699</b>	<b>4</b>	<b>0.15</b>
<b>TOTAL CRIMINAL CODE</b>	<b>4161</b>	<b>3895</b>	<b>-266</b>	<b>-6.39</b>	<b>7672</b>	<b>7135</b>	<b>-537</b>	<b>-7.00</b>
<b>FEDERAL</b>								
General	9	8	-1	-11.11	18	15	-3	-16.67
Drugs	233	193	-40	-17.17	458	375	-83	-18.12
<b>TOTAL</b>	<b>242</b>	<b>201</b>	<b>-41</b>	<b>-16.94</b>	<b>476</b>	<b>390</b>	<b>-86</b>	<b>-18.07</b>
<b>PROVINCIAL</b>								
General	1121	1148	27	2.41	2150	2181	31	1.44
Liquor	500	452	-48	-9.60	909	846	-63	-6.93
Traffic	6516	6503	-13	-0.20	13217	11973	-1244	-9.41
<b>TOTAL</b>	<b>8137</b>	<b>8103</b>	<b>-34</b>	<b>-0.42</b>	<b>16276</b>	<b>15000</b>	<b>-1276</b>	<b>-7.84</b>
<b>TRAFFIC &amp; COLLISION</b>								
Criminal Code	411	511	100	24.33	919	1162	243	26.44
Collisions	1326	1124	-202	-15.23	2905	2641	-264	-9.09
<b>PERSONS</b>								
Fatalities	1	1	0	0.00	3	3	0	0.00
Injured	139	111	-28	-20.14	270	212	-58	-21.48



**HALIFAX REGIONAL POLICE**  
**Quarterly Interim Statistical Overview**  
**2nd Quarter**

<b>East Division</b>	<b>2nd Qtr 2014</b>	<b>2nd Qtr 2015</b>	<b># Change</b>	<b>% Change</b>	<b>YTD 2014</b>	<b>YTD 2015</b>	<b># Change</b>	<b>% Change</b>
<b>PERSONS</b>								
Homicide	0	1	1	100.00	0	2	2	100.00
Attempted Murder	2	1	-1	-50.00	3	1	-2	-66.67
Robbery	17	18	1	5.88	24	31	7	29.17
Assaults	196	179	-17	-8.67	353	347	-6	-1.70
All Others	7	3	-4	-57.14	9	6	-3	-33.33
<b>TOTAL</b>	<b>222</b>	<b>202</b>	<b>-20</b>	<b>-9.01</b>	<b>389</b>	<b>387</b>	<b>-2</b>	<b>-0.51</b>
<b>PROPERTY</b>								
Break And Enter	84	76	-8	-9.52	140	125	-15	-10.71
Theft Motor Vehicle	24	17	-7	-29.17	38	32	-6	-15.79
Theft > 5000	9	7	-2	-22.22	16	12	-4	-25.00
Theft < 5000	442	362	-80	-18.10	824	629	-195	-23.67
Have Stolen Goods	73	74	1	1.37	133	121	-12	-9.02
Frauds	68	72	4	5.88	149	163	14	9.40
<b>TOTAL</b>	<b>700</b>	<b>608</b>	<b>-92</b>	<b>-13.14</b>	<b>1300</b>	<b>1082</b>	<b>-218</b>	<b>-16.77</b>
<b>CRIMINAL OTHER</b>								
Prostitution	4	1	-3	-75.00	6	4	-2	-33.33
Offensive Weapons	35	16	-19	-54.29	59	28	-31	-52.54
Other Criminal Code	492	572	80	16.26	956	987	31	3.24
<b>TOTAL</b>	<b>531</b>	<b>589</b>	<b>58</b>	<b>10.92</b>	<b>1021</b>	<b>1019</b>	<b>-2</b>	<b>-0.20</b>
<b>TOTAL CRIMINAL CODE</b>	<b>1453</b>	<b>1399</b>	<b>-54</b>	<b>-3.72</b>	<b>2710</b>	<b>2488</b>	<b>-222</b>	<b>-8.19</b>
<b>FEDERAL</b>								
General	5	3	-2	-66.67	7	8	1	14.29
Drugs	90	73	-17	-18.89	170	141	-29	-17.06
<b>TOTAL</b>	<b>95</b>	<b>76</b>	<b>-19</b>	<b>-20.00</b>	<b>177</b>	<b>149</b>	<b>-28</b>	<b>-15.82</b>

**HALIFAX REGIONAL POLICE**  
**Quarterly Interim Statistical Overview**  
**2nd Quarter**

<b>West Division</b>	<b>2nd Qtr 2014</b>	<b>2nd Qtr 2015</b>	<b># Change</b>	<b>% Change</b>	<b>YTD 2014</b>	<b>YTD 2015</b>	<b># Change</b>	<b>% Change</b>
<b>PERSONS</b>								
Homicide	0	0	0	0.00	1	0	-1	-100.00
Attempted Murder	2	1	-1	0.00	2	1	-1	-50.00
Robbery	10	15	5	50.00	21	22	1	4.76
Assaults	157	138	-19	-12.10	292	279	-13	-4.45
All Others	3	5	2	66.67	7	6	-1	-14.29
<b>TOTAL</b>	<b>172</b>	<b>159</b>	<b>-13</b>	<b>-7.56</b>	<b>323</b>	<b>308</b>	<b>-15</b>	<b>-4.64</b>
<b>PROPERTY</b>								
Break And Enter	60	87	27	45.00	131	147	16	12.21
Theft Motor Vehicle	20	25	5	25.00	47	60	13	27.66
Theft > 5000	7	6	-1	-14.29	18	8	-10	-55.56
Theft < 5000	542	452	-90	-16.61	940	749	-191	-20.32
Have Stolen Goods	76	60	-16	-21.05	126	117	-9	-7.14
Frauds	81	82	1	1.23	166	157	-9	-5.42
<b>TOTAL</b>	<b>786</b>	<b>712</b>	<b>-74</b>	<b>-9.41</b>	<b>1428</b>	<b>1238</b>	<b>-190</b>	<b>-13.31</b>
<b>CRIMINAL OTHER</b>								
Prostitution	2	1	-1	-50.00	4	5	1	25.00
Offensive Weapons	24	20	-4	-16.67	41	32	-9	-21.95
Other Criminal Code	372	342	-30	-8.06	678	691	13	1.92
<b>TOTAL</b>	<b>398</b>	<b>363</b>	<b>-35</b>	<b>-8.79</b>	<b>723</b>	<b>728</b>	<b>5</b>	<b>0.69</b>
<b>TOTAL CRIMINAL CODE</b>	<b>1356</b>	<b>1234</b>	<b>-122</b>	<b>-9.00</b>	<b>2474</b>	<b>2274</b>	<b>-200</b>	<b>-8.08</b>
<b>FEDERAL</b>								
General	2	3	1	50.00	6	4	-2	-33.33
Drugs	62	47	-15	-24.19	129	82	-47	-36.43
<b>TOTAL</b>	<b>64</b>	<b>50</b>	<b>-14</b>	<b>-21.88</b>	<b>135</b>	<b>86</b>	<b>-49</b>	<b>-36.30</b>

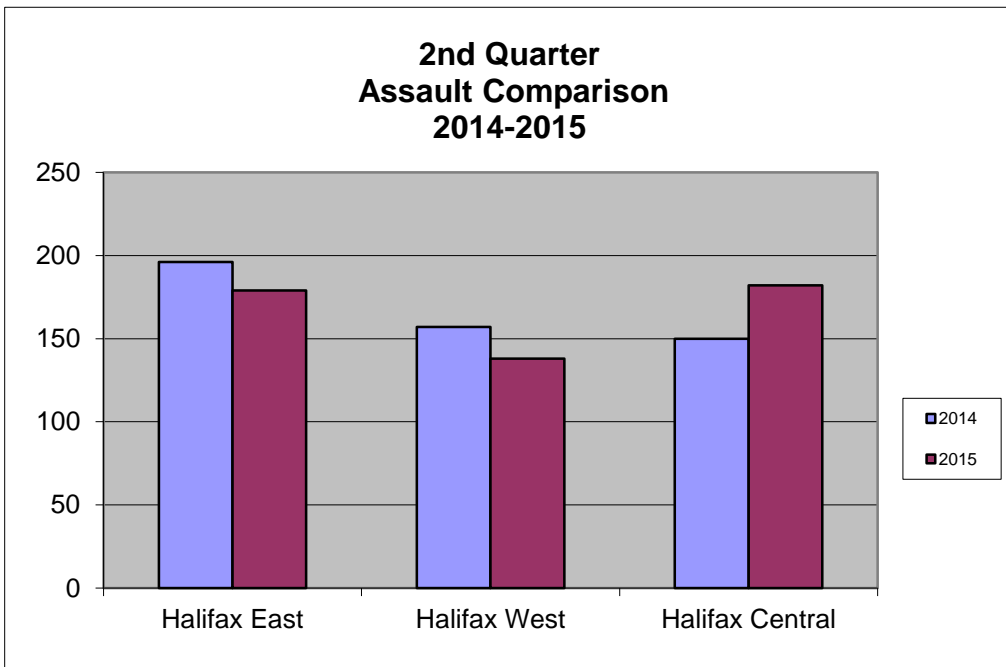
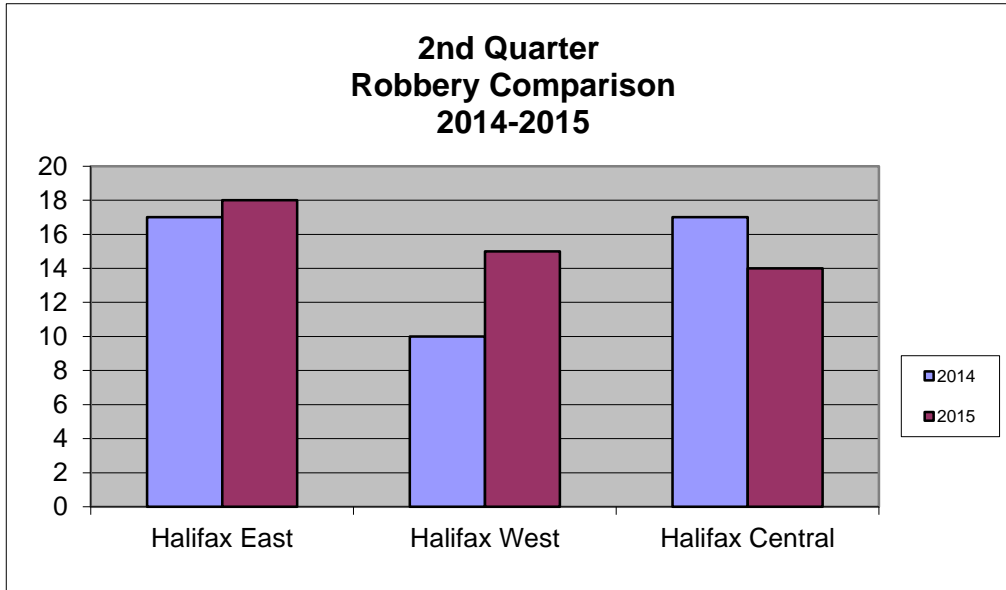
**HALIFAX REGIONAL POLICE**  
**Quarterly Interim Statistical Overview**  
**2nd Quarter**

<b>Central Division</b>	<b>2nd Qtr 2014</b>	<b>2nd Qtr 2015</b>	<b># Change</b>	<b>% Change</b>	<b>YTD 2014</b>	<b>YTD 2015</b>	<b># Change</b>	<b>% Change</b>
<b>PERSONS</b>								
Homicide	0	0	0	0.00	1	0	-1	-100.00
Attempted Murder	0	2	2	100.00	1	2	1	100.00
Robbery	17	14	-3	-17.65	24	28	4	16.67
Assaults	150	182	32	21.33	305	355	50	16.39
All Others	4	5	1	25.00	9	6	-3	-33.33
<b>TOTAL</b>	<b>171</b>	<b>203</b>	<b>32</b>	<b>18.71</b>	<b>340</b>	<b>391</b>	<b>51</b>	<b>15.00</b>
<b>PROPERTY</b>								
Break And Enter	53	41	-12	-22.64	81	73	-8	-9.88
Theft Motor Vehicle	10	16	6	60.00	26	23	-3	-11.54
Theft > 5000	3	2	-1	-33.33	8	4	-4	-50.00
Theft < 5000	429	374	-55	-12.82	768	683	-85	-11.07
Have Stolen Goods	67	42	-25	-37.31	125	73	-52	-41.60
Frauds	93	94	1	1.08	189	174	-15	-7.94
<b>TOTAL</b>	<b>655</b>	<b>569</b>	<b>-86</b>	<b>-13.13</b>	<b>1197</b>	<b>1030</b>	<b>-167</b>	<b>-13.95</b>
<b>CRIMINAL OTHER</b>								
Prostitution	5	5	0	0.00	7	14	7	100.00
Offensive Weapons	17	12	-5	-29.41	36	21	-15	-41.67
Other Criminal Code	504	473	-31	-6.15	908	917	9	0.99
<b>TOTAL</b>	<b>526</b>	<b>490</b>	<b>-36</b>	<b>-6.84</b>	<b>951</b>	<b>952</b>	<b>1</b>	<b>0.11</b>
<b>TOTAL CRIMINAL CODE</b>	<b>1352</b>	<b>1262</b>	<b>-90</b>	<b>-6.66</b>	<b>2488</b>	<b>2373</b>	<b>-115</b>	<b>-4.62</b>
<b>FEDERAL</b>								
General	2	2	0	0.00	5	3	-2	-40.00
Drugs	81	73	-8	-9.88	159	152	-7	-4.40
<b>TOTAL</b>	<b>83</b>	<b>75</b>	<b>-8</b>	<b>-9.64</b>	<b>164</b>	<b>155</b>	<b>-9</b>	<b>-5.49</b>

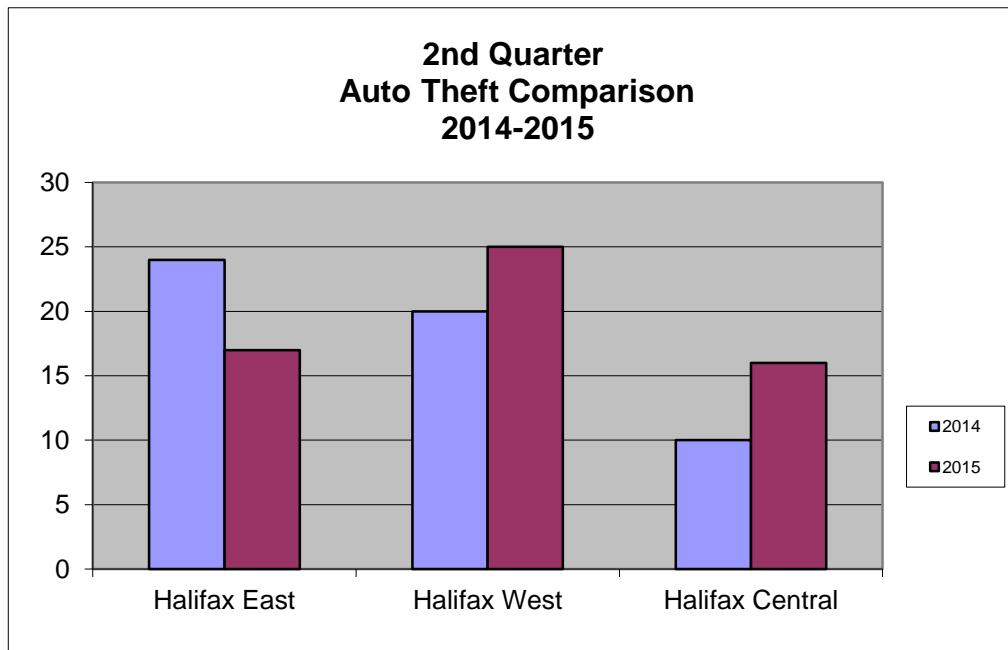
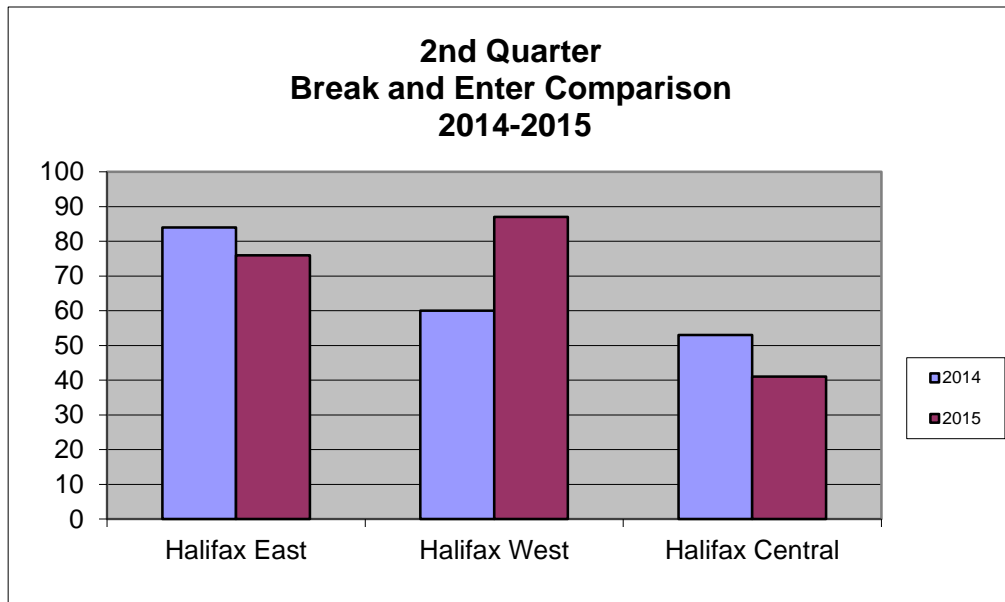
**2nd Quarter 2015  
Reported Crime Distribution  
by Division**

<b>District</b>	<b>Violent</b>	<b>Property</b>	<b>OCC</b>	<b>Total</b>	<b>% of Total</b>
Halifax East	202	608	589	1399	35.92%
Halifax West	159	712	363	1234	31.68%
Halifax Central	203	569	490	1262	32.40%
<b>Total</b>	<b>564</b>	<b>1889</b>	<b>1442</b>	<b>3895</b>	<b>100%</b>

**Crimes Against Persons  
2nd Quarter Comparison  
2014-2015**

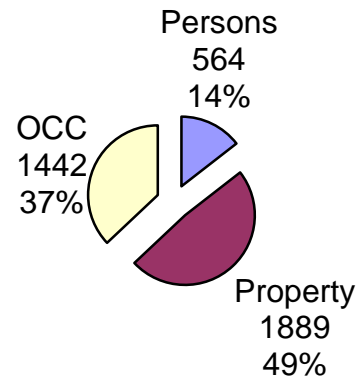


**Crimes Against Property  
2nd Quarter Comparison  
2014-2015**



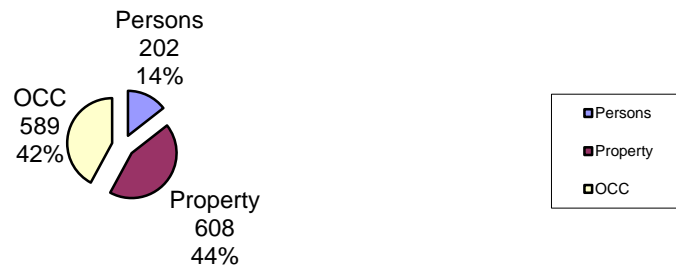


## Halifax Regional Police 2nd Quarter Regional Stats 2015



■ Persons  
■ Property  
■ OCC

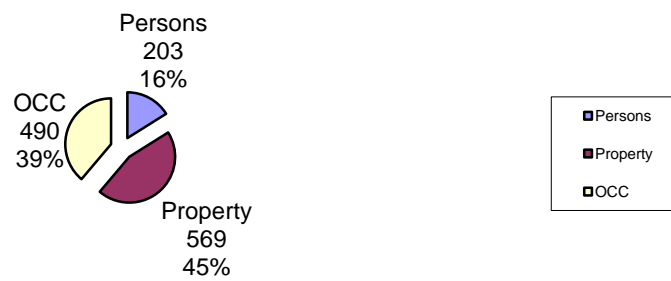
### HRP 2nd Quarter Stats East



### HRP 2nd Quarter Stats West



### HRP 2nd Quarter Stats Central





**Halifax Regional Police**  
**Environmental Scan of Preliminary Crime Statistics**  
**2<sup>nd</sup> Quarter 2015**

**Total City Wide Criminal Code Offences/Drugs**

Total Criminal Code offences reported in the second quarter of 2015 show a decrease of -266 reported offences or a % of change = -6.39 % compared to the second quarter of 2014. Drugs for second quarter 2015 show a decrease of -40 offences or a % of change = -17.17 % compared to second quarter 2014.

Property offences account for 49% of reported C.C.C. offences, while crimes against persons account for 14% and other criminal code offences account for 37%.

**Property Crimes**

Property crime shows a decrease of -252 reported offences or -11.77% of change.

Stolen motor vehicles increased by +4 offences or a % of change = +7.41%.

Break and Enters increased by +7 offences or a % of change = +3.55%.

Fraud increased by +6 offences or a % of change = +2.48%.

**Violent Crimes**

Violent crimes has experienced a decrease in the second quarter of 2015 compared to 2014 by -1 offence or a % of change = -0.18%.

Robberies increased by +3 offences or a % of change = +6.82%.

Homicides have experienced an increase in the second quarter of 2015 by +1 incident or a % of change of +100% compared to the second quarter of 2014.

Attempt murders remained unchanged with 4 in 2014 and 4 in 2015.

Assaults decreased in the second quarter of 2015 by -4 incidents with 499 reported. Assaults account for 88% of violent crimes in the second quarter of 2015.

**Other Criminal Code**

OCC includes prostitution, gaming/betting, offensive weapons, and other criminal code offences (arson, property damage, indecent acts, counterfeiting, etc). Counterfeiting offences have increased by +1 in the second quarter of 2015 over 2014, and wilful damage under \$5000 has increased by 10 offences in 2015.

Prostitution offences decreased by -4 offences in the second quarter of 2015 over 2014.

Please note offences such as drug and prostitution are sensitive to directed enforcement and detection.

Fail to Appear and bail violations have increased by +52 offences in the second quarter of 2015.



**HALIFAX REGIONAL POLICE ZONES**  
**Assaults – Break & Enters – Theft Under**  
**April – June 2014/2015 Comparison**

Assaults

Assaults Level 1 account for 60% of the total Assaults in the 2<sup>nd</sup> quarter of 2015 compared to 61% in 2014 and experienced a -1.3% decrease in 2015 over the same period last year.

Assaults with a Weapon Causing Bodily Harm accounted for 14% of the total Assaults in 2015 compared to 20% in 2014 and experienced a 28% decrease over the same period last year.

All forms of Sexual Assaults combined accounted for 19% of the total Assaults in 2015 compared to 14% in 2014 and experienced a 35% increase over the same period last year.

Crime Type	2014	2015	%
1110-00 Murder, First Degree	0	0	0
1120-00 Murder, Second Degree	0	1	100
1210-00 Attempted Murder	4	4	0
1220-00 Conspire to Commit Murder	0	0	0
1310-00 Aggravated Sexual Assault	0	0	0
1320-00 Sexual Assault – Weapon/CBH	0	0	0
1330-00 Sexual Assault	55	72	31
1345-00 Sexual Interference	1	2	100
1350-00 Invitation to Sexual Touching	4	1	-75
1355-00 Sexual Exploitation	1	0	-100
1367-00 Sexually Explicit Material to Child	2	0	-100
1370-00 Luring a Child Via Computer	7	5	-29
1385-00 Voyeurism	1	16	1500
1410-00 Aggravated Assault Level 1	2	8	300
1420-00 Assault Weapon, Bodily Harm	100	72	-285
1430-00 Assault Level 1	305	301	-1
1450-00 Discharge Firearm with Intent	0	0	0
1455-00 Use Firearm or Imitation	0	1	100
1457-00 Point Firearms – Dangerous Use	0	1	100
1460-10 Assault Police Officer	18	14	-22
1460-20 Assault other Peace Officer	6	6	0
1461-00 Assault w/Weapon CBH Police Officer	1	0	-100
1480-00 Other Assaults	0	0	0
1515-00 Kidnapping	2	2	0
1516-00 Forcible Confinement	9	9	0
1525-00 Trafficking People	3	1	-67

1530-00	Abduction of Person Under 14	0	1	-100
---------	------------------------------	---	---	------

Robberies

Robberies accounted for 8% of the total Persons Crimes in the 2<sup>nd</sup> quarter of 2015 compared to 8% in 2014 and experienced a 7% increase in 2015 over the same period last year.

Crime Type	2014	2015	%
1610-10 Robbery With Firearms	4	6	50
1610-20 Robbery, Other Offensive Weapon	9	11	22
1610-30 Robbery, Other Type	31	30	-3

### Break & Enter

Break & Enter (Residence) accounted for 48% of the total Break & Enters in the 2<sup>nd</sup> quarter of 2015 compared to 49% in 2014 and experienced a 2% increase in 2015 over the same period last year.

Break & Enter (Other) accounted for 19% of the total Break & Enters in the 2<sup>nd</sup> quarter of 2015 compared to 20% in 2014 and experienced a -2.5% decrease in 2015 over the same period last year.

Break & Enter (Business) accounted for 26% of the total Break & Enters in the 2<sup>nd</sup> quarter of 2015 compared to 27% in 2014 and experienced a 2% increase in 2015 over the same period last year.

Crime Type	2014	2015	%
2120-10 Break & Enter (Residence)	96	98	2
2120-20 Break & Enter (Business)	53	54	2
2120-30 Break & Enter – Home Invasion	7	13	86
2120-40 Break & Enter – Other	40	39	-3
2121-00 Break & Enter – Firearms	1	0	-100

### Theft/Possession Under \$5000

Theft – other under \$5000 accounted for 68% of the total Theft Under \$5000 in the 2<sup>nd</sup> quarter of 2015 compared to 62% in 2014 and experienced a -9% decrease in 2015 over the same period last year.

Theft From Motor Vehicle accounted for 29% of the total Theft Under \$5000 in the 2<sup>nd</sup> quarter of 2015 compared to 36% in 2014 and experienced a -31% decrease over the same period last year.

Crime Type		2014	2015	%
2140-70	Theft of Bicycle Under \$5000	34	45	32
2140-80	Theft – Other – Under \$5000	873	793	-9
2142-00	Theft From MV <=\$5000	506	348	-31
2143-00	Shoplifting \$5000 or Under*	0	2	100
2156-00	Possession of Stolen Goods*	207	153	-26

\*The 2143 and 2156 codes show such a dramatic increase/decrease due to a change in scoring at the Records/Stats level.





HRM Policing Services  
2014 2nd Quarter Statistics



	2nd Qtr 2014	2nd Qtr 2015	# Change	% Change	YTD 2014	YTD 2015	# Change	% Change
<b>PERSONS</b>								
Homicide	0	1	1	100.00	3	5	2	66.67
Attempt Murder	5	6	1	20.00	9	8	-1	-11.11
Robbery	50	55	5	10.00	77	93	16	20.78
Assaults	645	647	2	0.31	1206	1229	23	1.91
All Others	16	14	-2	-12.50	28	19	-9	-32.14
<b>TOTAL</b>	<b>716</b>	<b>723</b>	<b>7</b>	<b>0.98</b>	<b>1323</b>	<b>1354</b>	<b>31</b>	<b>2.34</b>
<b>PROPERTY</b>								
Break & Enter	291	314	23	7.90	515	512	-3	-0.58
Theft Motor Vehicle	93	91	-2	-2.15	180	172	-8	-4.44
Theft > 5000	27	24	-3	-11.11	59	43	-16	-27.12
Theft < 5000	1932	1549	-383	-19.82	3414	2623	-791	-23.17
Have Stolen Goods	262	212	-50	-19.08	456	367	-89	-19.52
Frauds	318	315	-3	-0.94	639	628	-11	-1.72
<b>TOTAL</b>	<b>2923</b>	<b>2505</b>	<b>-418</b>	<b>-14.30</b>	<b>5263</b>	<b>4345</b>	<b>-918</b>	<b>-17.44</b>
<b>CRIMINAL OTHER</b>								
Prostitution	13	9	-4	-30.77	21	27	6	28.57
Offensive Weapons	107	81	-26	-24.30	191	137	-54	-28.27
Other Criminal Code	1864	1900	36	1.93	3339	3407	68	2.04
<b>TOTAL</b>	<b>1984</b>	<b>1990</b>	<b>6</b>	<b>0.30</b>	<b>3551</b>	<b>3571</b>	<b>20</b>	<b>0.56</b>
<b>TOTAL CRIMINAL CODE</b>	<b>5623</b>	<b>5218</b>	<b>-405</b>	<b>-7.20</b>	<b>10137</b>	<b>9270</b>	<b>-867</b>	<b>-8.55</b>
<b>FEDERAL</b>								
General	11	14	3	27.27	27	25	-2	-7.41
Drugs	348	291	-57	-16.38	661	548	-113	-17.10
<b>TOTAL</b>	<b>359</b>	<b>305</b>	<b>-54</b>	<b>-15.04</b>	<b>688</b>	<b>573</b>	<b>-115</b>	<b>-16.72</b>
<b>PROVINCIAL</b>								
General	1481	1538	57	3.85	2862	2928	66	2.31
Liquor	502	454	-48	-9.56	915	850	-65	-7.10
Traffic	8727	8574	-153	-1.75	17606	15710	-1896	-10.77
<b>TOTAL</b>	<b>10710</b>	<b>10566</b>	<b>-144</b>	<b>-1.34</b>	<b>21383</b>	<b>19488</b>	<b>-1895</b>	<b>-8.86</b>
<b>TRAFFIC &amp; COLLISION</b>								
Criminal Code	595	698	103	17.31	1291	1556	265	20.53
Collisions	1834	1627	-207	-11.29	3849	3929	80	2.08
<b>PERSONS</b>								
Fatal	2	1	-1	-50.00	6	6	0	0.00
Injured	187	171	-16	-8.56	365	297	-68	-18.63



## HRM Policing Services Environmental Scan 2nd Quarter 2015



### Total HRM Criminal Code Offences/Drugs

Total Criminal Code offences reported in the second quarter of 2015 show a **decrease** of -405 reported offences or -7.20% compared to the second quarter of 2014. Drugs for second quarter 2015 show a **decrease** of -57 offences or -16.38% compared to second quarter 2014.

Property offences account for **48%** of the reported Total Criminal Code offences, while crimes against Persons account for **14%** and Criminal Other offences account for **38%**.

### Property Crimes

Property crime shows a **decrease** of -418 reported offences or -14.30%.

Stolen motor vehicles **decreased** by -2 offences or -2.15%.

Break and Enters **increased** by -23 offences or +7.90%.

Frauds **decreased** by -3 offences or -.94%.

### Violent Crimes

Violent crime has experienced an **increase** in the second quarter of 2015 compared to 2014 by +7 offences or a change of +.98%.

Robberies **increased** by +5 offences or a change of +10%.

Homicides **increased** by +1 incident in 2015 compared to the second quarter of 2014 or -100%.

Attempted murders **increased** by +1 offence in the second quarter of 2015 or a change of +20%.

Assaults **increased** by +2 offences or a change of +.31%. Assaults accounted for **89%** of violent crimes in the second quarter of 2015.

### Criminal Other

Includes prostitution, gaming/betting, offensive weapons, and other criminal code offences (arson, property damage, indecent acts, counterfeiting, etc) has **increased** by +6 or +.30%.

Prostitution offences **decreased** by -4 offences in the second quarter of **2015** over **2014** or -30.77%.

Please note offences such as drug and prostitution are sensitive to directed enforcement and detection.