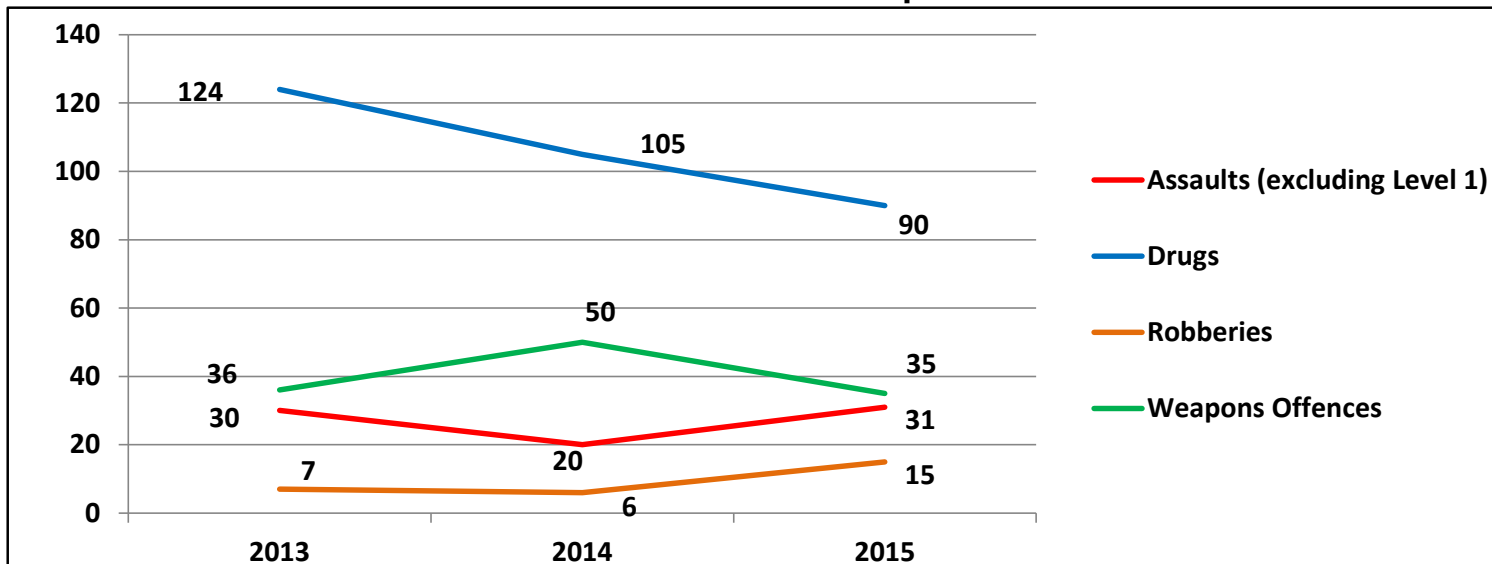




# Halifax District - Board of Police Dashboard - September 14th, 2015

## Summer Season - June 1st - August 31st

### Person Crime Comparison

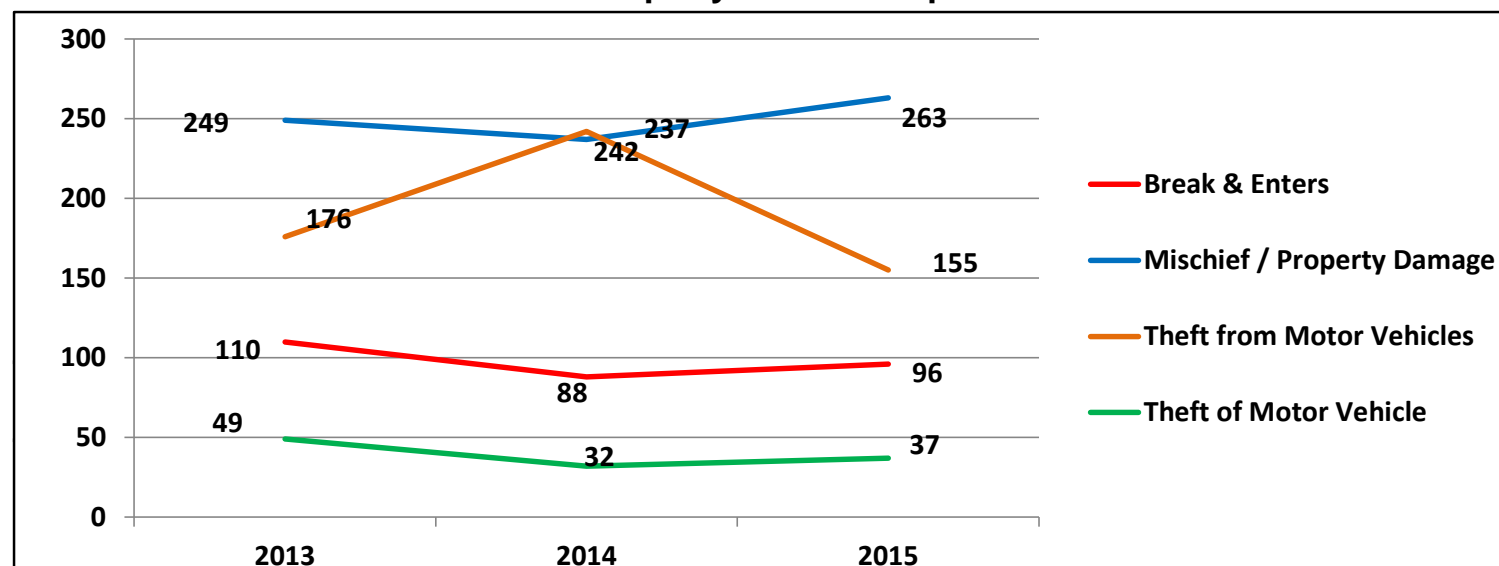


## Summary

### Persons

Halifax District has experienced a -13% decrease in Persons Crime during the Summer months (June - August) compared to the same period in 2013. Assault offences increased by +3%, Drugs decreased by -27%, Robberies increased by +114% and Weapons offences decreased -3%.

### Property Crime Comparison



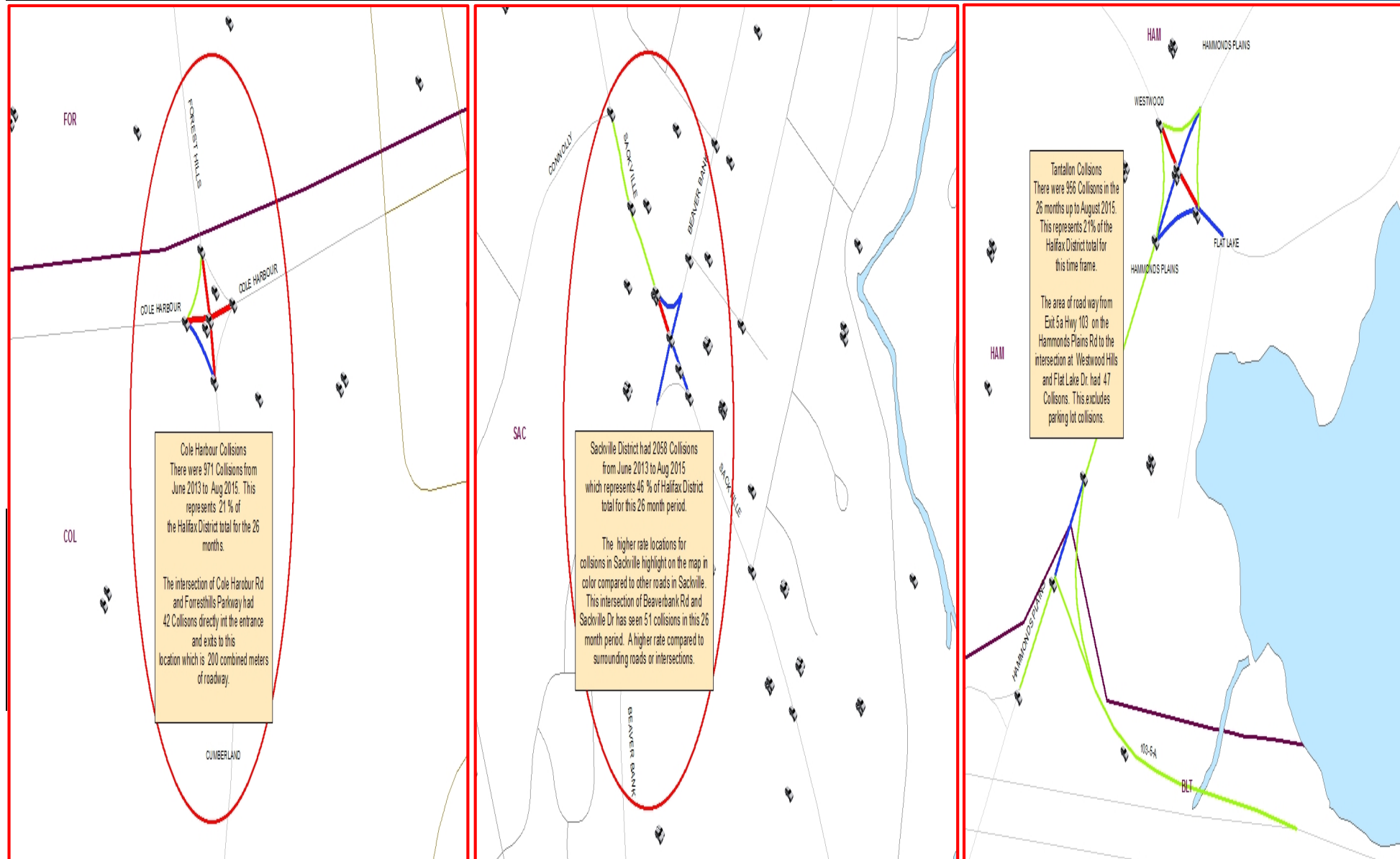
### Property

Hfx. District saw a -6% decrease in Property Crime during the Summer months (June - August) compared to the same period in 2013. Break & Enters decreased by -13%, Mischief/Property Damage increased by +6%, Theft from Motor Vehicles decreased by -12% and Theft of Motor Vehicles decreased by -25%.



## Halifax District - Board of Police Dashboard - September 14th, 2014

### Motor Vehicle Accidents - June 2013 - August 2015



In the 26 month period of June 2013 to August 2015 Halifax District had a total of 4,484 vehicle collisions including Injury, Non Injury and Fataals. The 4,484 total collisions were mapped in ArcGis and a model builder was used to identify higher risk locations or intersections for collisions compared to the rest of the road network nearby. Locations with high rates of collisions along with day of week, time of year (month) data clocks will be pushed out to officers for potential targeted enforcement opportunities and or evidence based data to pass on to the appropriate external partner. These maps represent one example each of high rate locations for Cole Harbour, Tantallon and Lower Sackville.