

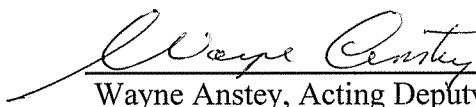
Halifax Regional Council
October 11, 2005

TO: Mayor Kelly and Members of Halifax Regional Council

SUBMITTED BY:



Dan English, Acting Chief Administrative Officer



Wayne Anstey, Acting Deputy Chief Administrative Officer

DATE: October 4, 2005

SUBJECT: **Taxi Fare Schedules for Administrative Order 39, Respecting the
Setting of Taxi Fares**

ORIGIN

Councillor Walker's Motion on September 13, 2005 to move First Reading of By-Law T-135, which will remove the existing fares schedules from By-Law T-108 and provide for the fares to be set thereafter by the adoption of Administrative Order 39.

RECOMMENDATION

It is recommended that :

1. Regional Council adopt Administrative Order 39, Respecting the Setting of Taxi Fares, attached as Appendix A to this report which include the following Schedules:

Schedule 1: Taxi Rate Schedule

Schedule 2: Cruise Ship Passenger Taxi Rate Per Vehicle

Schedule 3: Taxi Rates To and From Airport

BACKGROUND

There has not been a change in rate schedules for:

- Taxi Rates since November 2003;
- Cruise Ship Passenger Taxi Rate Per Vehicle since June 2000; and
- Taxi Rates To and From Airport since June 2000.

DISCUSSION

The proposed changes in Taxi rates are a result of the escalating operating costs and staff's review of current rates across municipalities in Canada (attached as Appendix B).

Schedule 1: Taxi Rate Schedule

Current fares would increase by an average blended rate of 8.1%. The proposed increase would change the initial (drop) rate from \$2.90 to \$3.00 and the additional travel rate from 0.11 cents to 0.12 cents.

Schedule 2: Cruise Ship Passenger Taxi Rate Per Vehicle

Current fares would increase by an average rate of 8.1%. In addition, staff are proposing that the United States (US) exchange rate be removed from the schedule and signage posted by the Port Authority be updated to reflect the adjusted fares. The following table reflects the increased rates.

Destination	Length of Tour	Current Rate	% Increase	New Rate
Downtown or Spring Garden Road	10 minutes	\$9.00	8.1%	\$10.00
City Tour	per hour	\$42.00	8.1%	\$45.00
Peggy's Cove	3 hours	\$125.00	8.1%	\$135.00
Peggy's Cove / City Tour	4 hours	\$155.00	8.1%	\$167.00

Schedule 3: Taxi Rates To and From Airport

The original schedule submitted by the Halifax International Airport Authority (HIAA) requires further review due to the taxi rates being proposed in Schedule 1.

On an interim basis, the HIAA has also authorized airport licenced taxi operators to use meter rates to determine customer fares.

Until the review is complete, the airport rates currently identified in Schedule 4 of By-Law T-108 will be carried over to Administrative Order 39 as Schedule 3.

BUDGET IMPLICATIONS

There are no budget implications as a result of this report.

FINANCIAL MANAGEMENT POLICIES / BUSINESS PLAN

This report complies with the Municipality's Multi-Year Financial Strategy, the approved Operating, Capital and Reserve budgets, policies and procedures regarding withdrawals from the utilization of Capital and Operating reserves, as well as any relevant legislation.

ALTERNATIVES

1. Regional Council could maintain status quo. Staff do not recommend this alternative due to the increasing vehicle operating costs.
2. Regional Council could adjust the recommended rates. Staff do not recommend this alternative based on the operating costs and review of rates across other Canadian municipalities.

ATTACHMENTS



- Appendix A: Administrative Order #39
Appendix B: Canadian Municipalities Comparison Chart

Taxi Fare Schedules for Admin. Order 39
Council Report

- 4 -

October 11, 2005

A copy of this report can be obtained online at <http://www.halifax.ca/council/agendasc/cagenda.html> then choose the appropriate meeting date, or by contacting the Office of the Municipal Clerk at 490-4210, or Fax 490-4208.

Report Prepared by:	Kevin Hindle, Regional Coordinator Taxi & Limousine Service	490-3583
Report Reviewed by:	Andrea MacDonald, Manager, Animal Control and Taxi & Limousine Service, Community Projects, EMS	490-7371
	Allan Waye, General Manager, Community Projects, EMS	490-6484
Financial Review:	 Joan Broussard, Financial Consultant, Financial Services	490-6267
Report Approved by:	 Brad Anguish, Director, Environmental Management Services	490-4285

Appendix “A”

HALIFAX REGIONAL MUNICIPALITY

ADMINISTRATIVE ORDER NUMBER THIRTY-NINE

RESPECTING THE SETTING OF TAXI FARES

BE IT RESOLVED as a policy of the Council of the Halifax Regional Municipality pursuant to Section 305 of the *Motor Vehicle Act* and Section 26 of the *Municipal Government Act* as follows:

Short Title

1. This Administrative Order may be cited as Administrative Order Number Thirty-Nine, the Taxi Fare Administrative Order.

Regular Fares

2. Subject to Section 3 of this Administrative Order, the fares that shall be charged by taxi drivers within Halifax Regional Municipal shall be as set out in Schedule 1 to this Administrative Order.

Special Airport and Port Fares

3. Notwithstanding Section 2 of this Administrative Order, a taxi driver
 - (d) transporting cruise ship passengers from the cruise ship compound at the Halifax Port Corporation property to the destinations outlined in Schedule 2 to this Administrative Order may charge the fares set forth in that Schedule; and
 - (e) transporting passengers to or from the Halifax International Airport to and from the destinations outlined in Schedule 3 to this Administrative Order may charge the fares set forth in that Schedule.

Administration Order # 39 - Schedule 1

TAXI RATE SCHEDULE

THREE DOLLARS initial charge, up to 54 metres;

TWELVE CENTS each 80 metres;

TWENTY-TWO DOLLARS per hour waiting time;

FIVE MINUTES grace to be allowed on pick-up;

FIFTY CENTS each additional passenger;

HOURLY DRIVING RATES by arrangement between driver and passenger, without meter -
TWENTY-EIGHT DOLLARS AND SEVENTY-FIVE CENTS PER HOUR;

ONE DOLLAR FIFTY CENTS each steamer trunk;

TEN CENTS for each article, piece of luggage, parcel or bag of groceries handled or placed in the trunk by driver, provided that this charge does not apply when a station wagon or mini-van is specifically requested;

SEVEN DOLLARS additional charge for station wagon or mini-van (when specifically requested)

CHILDREN under ten shall be carried FREE when accompanied by an adult;

SPECIAL RATES for the conveyance of senior citizens or children to and from school may be made by private arrangement with the owner or driver of the licensed vehicle;

SPECIAL RATES by contract when such rates are provided for by contract to which the taxi owner is a party.

LIMOUSINE RATE SCHEDULE

FIFTY SEVEN DOLLARS AND FIFTY CENTS - MINIMUM HOURLY RATE

SENIORS SHARED-RIDE RATE SCHEDULE

For the purpose of this schedule, the Halifax Zone is divided into three sub-zones being the peninsular area of the former city of Halifax, Mainland North and Mainland South. Peninsular Halifax is bounded on the west by Dutch Village Road, Mainland North and Mainland South are divided by the St. Margaret's Bay Road.

RIDES WITHIN A SUB-ZONE

1. Where the passengers number three or less \$3.50 per person
2. Where the passengers number four or more \$3.50 per person

RIDES BETWEEN SUB-ZONES

1. Where the passengers number three or less \$5.00 per person
2. Where the passengers number four or more \$4.50 per person

ALL FARES INCLUDE HARMONIZED SALES TAX

Administration Order # 39 - Schedule 2

**Cruise Ship Passenger Taxi Rates Per Vehicle
(Rates Include HST)**

Destination	Length of Tour	Rate
Downtown or Spring Garden Road	10 minutes	\$10.00
City Tour	per hour	\$45.00
Peggy's Cove	3 hours	\$135.00
Peggy's Cove / City Tour	4 hours	\$167.00

Administration Order #39 - Schedule 3**Taxi Rates To and From Airport
(Rates Include HST)**

Note: In the event that passengers are proceeding to more than one destination, drivers will not charge more than the approved rate for the first destination and the metered rate from the restarted meter for each of the succeeding destinations.

Destination	Details	Rate
Halifax	Peninsula, Mainland north of St. Margaret's Bay Road, Bayer's Lake	\$41.00
	Ragged Lake	\$43.00
	Mainland South of Bay Road	\$43.00
Dartmouth	North of Hwys #7 & 111 from Forest Hills Drive to McKay Bridge	\$37.00
	City incl. Forest Hills & east to Montague Road	\$39.00
	Cole Harbour (Portland Estate to Ross Road)	\$41.00
	Cole Harbour Road to Altholea Drive (Treaty Gas)	\$41.00
	Woodside, Pleasant Street at 5 corners to Esso Refinery	\$41.00
	South Beyond Refinery to Shearwater	\$43.00
	Montague Road to Ross Road	\$41.00
Bedford		\$32.00
Sackville	Lower (Cobequid Road to Lucasville Road)	\$32.00
	Cobequid Road to Beaver Bank Windsor Jct. Crossroads	\$32.00
	Middle (Lucasville Road to Springfield Estates)	\$39.00
	Upper (Springfield Estates to County Line)	\$42.00
Airport	Within Property	\$10.00
Aerotech	ADESA, NAVCAN	\$12.00

Beaver Bank	Beaver Bank Windsor Jct. Crossroad to Kinsac Road	\$39.00
	Kinsac Road	\$42.00
	Kinsac Road to Beaver Bank Villa	\$46.00
Bayside		\$75.00
Bayswater		\$100.00
Beechville		\$41.00
Black Point		\$70.00
Boutliers Point		\$75.00
Brookside		\$52.00
Chezzetcook	East	\$75.00
	Head	\$75.00
	West	\$70.00
Cow Bay		\$50.00
Dover	East and West	\$80.00
Dutch Settlement		\$32.00
Eastern Passage		\$50.00
Elderbank		\$49.00
Elmsdale		\$22.00
Enfield		\$18.00
Exhibition Park		\$43.00
Fall River		\$26.00
Five Islands Lake		\$55.00
French Village		\$63.00
Goffs		\$18.00
Glen Haven		\$80.00
Glen Margaret		\$70.00
Grand Lake		\$23.00
Hackett's Cove		\$75.00

Hammonds Plains	Kearney Lake Road to Pockwock Road	\$41.00
	Pockwock Road to End	\$43.00
	Pockwock Road to Highway 103	\$43.00
Harrietsfield		\$52.00
Hatchett Lake		\$52.00
Head of St. Margaret's		\$55.00
Herring Cove		\$55.00
Horne Settlement		\$22.00
Hubbards		\$75.00
Hubley		\$53.00
Indian Harbour		\$80.00
Ingramport		\$70.00
Jeddore	East	\$110.00
	Head	\$90.00
	West	\$100.00
Ketch Harbour		\$60.00
Kingswood		\$41.00
Lakeside		\$43.00
Lakeview		\$28.00
Lake Charlotte		\$105.00
Lake Echo		\$55.00
Lake Fletcher		\$26.00
Lantz		\$26.00
Lawrencetown	Starts at Ross Road/Cole Harbour Road Intersection	\$44.00
	West	\$55.00
	Beach	\$60.00
Lucasville		\$39.00
Meaghers Grant		\$56.00

Milford		\$32.00
Mineville		\$55.00
Musquodoboit	Harbour	\$80.00
	Middle	\$65.00
	Upper	\$85.00
Oakfield		\$18.00
Oldham		\$18.00
Peggy's Cove		\$85.00
Porters Lake		\$60.00
Portugese Cove		\$58.00
Preston	East and North	\$50.00
Prospect		\$70.00
Purcells Cove		\$50.00
Queensland		\$75.00
Sambro		\$60.00
Seabright		\$65.00
Shad Bay		\$57.00
Sheet Harbour		\$140.00
Ship Harbour		\$120.00
Tantallon		\$56.00
Terrance Bay		\$65.00
Timberlea		\$50.00
Upper Tantallon		\$50.00
Waverley		\$26.00
Waverley	Silversides to City Limits	\$30.00
Wellington		\$26.00
Whites Lake		\$55.00
Windsor Junction		\$28.00

Appendix B

Canadian Municipalities Comparison Chart

Element	Current	Halifax	Halifax	Edmonton	Victoria	Vancouver	Calgary	Saskatoon	Winnipeg	Ottawa	Toronto	Mississauga
Drop Rate	\$2.90	\$3.00		\$3.20	\$2.75	\$2.60	\$3.00	\$3.20	\$3.05	\$2.85	\$3.00	\$3.00
Per km Rate	0.11 80 M	0.12 80 M		0.20 150 M	0.10 63 M	0.10 66 M	0.10 80 M	0.10 72 M	0.10 81 M	0.15 95 M	0.25 170 M	0.25 185 M
Waiting Time	\$22.00 Per/Hr 0.15 per 24.6 sec	\$22.00 Per/Hr 0.15 per 24.6 sec		\$27.00 Per/Hr 0.20 per 26.7 sec	\$33.75 Per/Hr 0.10 per 10.6 sec	\$27.00 Per/Hr 0.10 per 14.5 sec	\$24.00 Per/Hr 0.20 per 30 sec	\$24.00 Per/Hr 0.10 per 15 sec	\$27.31 Per/Hr 0.10 per 13.1 sec	\$23.48 Per/Hr 0.15 per 23 sec	\$29.03 Per/Hr 0.25 per 31 sec	\$27.27 Per/Hr 0.25 per 33 sec
Cost per 10 km trip	\$16.65	\$17.92		\$16.40	\$18.55	\$17.70	\$15.50	\$17.00	\$15.35	\$18.63	\$17.50	\$16.50

Halifax = 8.1% blended increase