

3.




PO Box 1749  
Halifax, Nova Scotia  
B3J 3A5 Canada

**Halifax Regional Council**  
**August 9, 2005**

**TO:** Mayor Kelly and Members of Halifax Regional Council

**SUBMITTED BY:**

  
\_\_\_\_\_  
Brad Anguish, P.Eng., PMP, MBA,  
Director, Environmental Management Services

**DATE:** July 29, 2005

**SUBJECT:** Failure of Non-Corrode Sewer Piping

### **INFORMATION REPORT**

#### **ORIGIN**

Regional Council meeting of March 22, 2005, Item 10.3.1 (ii), Failure of Non-Corrode Sewer Piping.

## **BACKGROUND**

A motion was adopted to refer this matter to staff for “an information report on the increasing number of failures of these pipes that were installed about 50 years ago. The report should include the areas where these types of sewer pipes are installed, the numbers that have been failing, the reasons for the failures and the financial impacts on the streets and sidewalks both to HRM and the homeowners, and failures of non-corrode vs. other types. Also, staff was requested to investigate any type of assistance that may be available to residents if the number of failures so warrants.”

## **DISCUSSION**

No-Corrode Pipe is a brand name for a type of pipe that was in use in the 1950s and 60s in the Halifax Regional Municipality area for construction of sewer laterals from the street main to the building. It is thought to be constructed of a cellulose material impregnated with an asphaltic type of material.

Laterals constructed of No-Corrode Pipe are at or near the end of their service life. Many such laterals have collapsed and have had to be repaired or replaced over the years.

In consideration of this, staff endeavour to replace the portion of the No-Corrode lateral within the street right-of-way on a proactive basis, in conjunction with street reconstruction projects. Replacing the laterals at that time will preclude the need to replace them on an emergency basis later, and will also preclude the excavation of a newly reconstructed street to make repairs on an individual lateral basis.

Transportation and Public Works (TPW) are part-way through a project to identify on a more comprehensive basis how much No-Corrode sewer lateral pipe is still in place in HRM, where it is located and what the cost might be to replace it. This may lead to the development of a strategy to replace all of the No-Corrode laterals in HRM.

The funding requirements and priorities identified through this project will then feed into the HRM 25 Year Stormwater and Wastewater Plan.

Once TPW has completed this project, staff will provide a more comprehensive report to Council on this issue. It is anticipated that this report will be coming to Council in the fall of this year.

It should be noted that the property owner is responsible for the portion of the lateral on private property, whether the lateral material is No-Corrode or any other type of material.

Staff have attached for information purposes a draft document being prepared by TPW staff entitled “Frequently Asked Questions Respecting Service Lateral Responsibilities”. This draft document provides helpful information to property owners with respect to dealing with problems with sewer laterals.

It is intended that copies of this document will be provided at all storefront locations. Also, staff

intend to include the information on the updated HRM website, and to the Call Centre so that better information can be provided to callers. Further, staff will provide copies of the document to property owners whenever they visit properties where there are lateral problems, and where the property owner is responsible for the work.

### **BUDGET IMPLICATIONS**

None at this time. The funding requirements to replace No-Corrode laterals are identified annually as part of the usual capital budget process. As part of that process, HRM completes a detailed review of the capital stormwater and wastewater project priorities to align those priorities with the funding that is available. It has been a challenge some years to obtain adequate funding for this program given the overall funding requirements for stormwater and wastewater work.

In the circumstance where funding is not available, No-Corrode laterals are not able to be replaced as part of certain street reconstruction projects. In this situation, the street will need to be excavated to replace No-Corrode laterals later, when they fail. This is disruptive to the property owner and may even cause damage on the property when the lateral fails, plus the cost to replace laterals in this circumstance is significantly greater than if the laterals are replaced on a planned basis as part of a street reconstruction project.

### **FINANCIAL MANAGEMENT POLICIES / BUSINESS PLAN**

This report complies with the Municipality's Multi-Year Financial Strategy, the approved Operating, Capital and Reserve budgets, policies and procedures regarding withdrawals from the utilization of Capital and Operating reserves, as well as any relevant legislation.

### **ALTERNATIVES**


None.

### **ATTACHMENTS**

1. Frequently Asked Questions Respecting Sewer Lateral Responsibilities - DRAFT


A copy of this report can be obtained online at <http://www.halifax.ca/council/agendasc/agenda.html> then choose the appropriate meeting date, or by contacting the Office of the Municipal Clerk at 490-4210, or Fax 490-4208.

Report Prepared by :



John P. Sheppard, P.Eng., Manager, Environmental Engineering Services, 490-6958

Financial Review :



Jean Broussard, MBA, Financial Consultant, Environmental Management Services, 490-6267

**FREQUENTLY ASKED QUESTIONS RESPECTING  
SERVICE LATERAL RESPONSIBILITIES  
DRAFT**

**Q.- I have a blocked sewer what do I do?**

A. - Call 490-6203 explain the problem and ask to have the main checked. This service is offered 24 hours a day 7 days a week.

**Q. - What if the main sewer is okay?**

A. - the homeowner must obtain the services of a Certified Plumber who must do everything possible to clear the sanitary lateral.

**Q. - After obtaining a Plumber there still seems to be a problem with my sanitary lateral. What do I do?**

A. - The homeowner shall obtain the services of a video inspections company which can be found in the yellow pages under "Sewer Inspection Services". This company must provide clearly marked locations and depth at foundation, defect, and main. As well as any measurements that will help locate the service lateral.

**Q. - I have the video now what do I do?**

A. - Call 490-6203 and explain that you a video to be picked up. The video shall be identified with the property "OWNERS" name, phone number and address.

**Q. - What happens next?**

A. - The appropriate HRM staff for your area will view the video and assess what, if any responsibility HRM might have respecting your service connection. We will then contact the homeowner with your course of action.

**Q. - I have submitted by video when can I expect a response?**

A. - Our response time will be no more than three business days.

**Q. - If it is HRM's responsibility, what do they repair?**

A. - As per outlined in By-Law B-501, which is attached.

**Q. - What do I do if the repair is my responsibility?**

A. - HRM recommends that the homeowner obtain several quotes from contractors listed under "Sewer Contractors" in the yellow pages. The homeowner is not obligated to use the services of HRM's Contractors.