



Halifax District RCMP  
Personnel Report  
October, 2010

Location	Positions
----------	-----------

**Maternity Leave**

---

Cole Harbour	1
Lower Sackville	1

**ODS (Off Duty Sick)**

---

Call Back	1
Drugs	1
School Liaison	1
Sheet Harbour	1
Watch One	3
Watch Four	2

**Paternity**

---

Sheet Harbour	1
Watch Two	2
Watch Four	1

**Restricted Duty**

---

Call Back	1
North Central	1
Sexual Assault	1
Street Crime	1
Watch Four	2
Watch One	1



## Halifax District RCMP

### Re: Traffic Enforcement Update Report - October 2010

In addition to partnering with HRM Integrated Traffic Services and RCMP Metro Traffic Services Section in enforcement activity during the month; Halifax District personnel conducted traffic check points in all six districts of HRM policed by the RCMP.

The following is a synopsis of enforcement activities carried out during the month by RCMP personnel:

#### Suspended / Revoked / Prohibited Drivers

#### Impaired Driving:


Impaired Operation of Motor Vehicle Causing Death	0
Impaired Operation of Motor Vehicle Causing Bodily Harm	0
Impaired Operation of Motor Vehicle	21
Fail/Refuse Breath Sample	13
Fail/Refuse Blood Sample	0
Impaired Operation of Motor Vehicle 24 Hour Suspension (including 1 seven day suspension)	9

#### Traffic Stops/Checkpoints:

Number of Traffic Stops	873
Number of Checkpoints	198
Vehicles Checked	11,400
Warnings Issued	75

#### September, 2010 Summary Offence tickets:

615



**HALIFAX DISTRICT RCMP**  
Victim Services  
STATISTICS REPORT

**October, 2010**

**OF THE FILES CLOSED:**

- ▶ Victims contacted in 43 files
- ▶ Accepted RCMP Victim's assistance in files (56%)

**VICTIM SERVICES COUNSELOR TOTALS:**

- ▶ Number of Requests to attend Scene - 0

**HIGH RISK DOMESTIC VIOLENCE CASE COORDINATION TOTALS:**

Domestic violence files where the victim is at high risk for lethality.

- ▶ Number of new High Risk Files identified - 2
- ▶ Number of DVERS
  - installed - 0
  - removed - 0

**RCMP  
Training Section**

**Halifax District**

**Training Activity  
October,2010**

<b>Type of Training</b>	<b>Total Hours</b>
Tactical Troop Training ( 8 Members )	320
Incident Management Intervention Model Phase II ( 33 Members + 4 instructors )	296
Conducted Energy Weapon Re-certification ( 15 members + 3 instructors)	144
Immediate Action Rapid Deployment Re-certification ( 16 members + 4 instructors)	160
First Aid ( 6 Members )	192
Forensic Interviewing Course ( 12 Members )	96
Hfx District Investigative Techniques Course ( 7 Members + 4 Instructors )	320
Radar Lidar ( 18 members + 1 Instructor )	304
Management Development Program ( 1 Member )	80
Accident Level II ( 7 members )	280
Traffic Workshop ( 6 Members )	192
Emergency Response Team ( 3 Members )	36
Media ( 3 Members )	72
Death Investigators Seminar ( 20 Members )	160
PC4 Gasmask Instructors Course ( 6 Members )	96
Pre-Retirement ( 2 Members )	16
Aboriginal Perceptions Training ( 8 members )	320
Crime Reduction Through Environmental Design ( 3 Members )	72
Cultural Awareness ( 5 Members )	24
Prescription Drug Monitoring workshop ( 3 Members )	6

Non Violence Intervention Session ( 1 CM )	8
Drug Investigative Techniques Course ( 1 Members )	80
Drug Recognition Expert ( 1 Member )	40

**Total training hours in October 2010** **3314 hrs.**



## HRM Policing Services 2010 3rd Quarter Statistics



	3rd Qtr 2009	3rd Qtr 2010	# Change	% Change	YTD 2009	YTD 2010	# Change	% Change
<b>PERSONS</b>								
Homicide	2	1	-1	-50.00	9	6	-3	-33.33
Attempted Murder	3	5	2	66.67	20	16	-4	-20.00
Robbery	106	84	-22	-20.75	311	245	-66	-21.22
Assaults	895	943	48	5.36	2547	2475	-72	-2.83
All Others	10	15	5	50.00	43	49	6	13.95
<b>TOTAL</b>	<b>1016</b>	<b>1048</b>	<b>32</b>	<b>3.15</b>	<b>2930</b>	<b>2791</b>	<b>-139</b>	<b>-4.74</b>
<b>PROPERTY</b>								
Break And Enter	618	593	-25	-4.05	1560	1802	242	15.51
Theft Motor Vehicle	155	164	9	5.81	479	415	-64	-13.36
Theft > 5000	37	34	-3	-8.11	93	93	0	0.00
Theft < 5000	2135	2285	150	7.03	5354	6050	696	13.00
Have Stolen Goods	418	401	-17	-4.07	1432	1428	-4	-0.28
Frauds	344	362	18	5.23	1059	1022	-37	-3.49
<b>TOTAL</b>	<b>3707</b>	<b>3839</b>	<b>132</b>	<b>3.56</b>	<b>9977</b>	<b>10810</b>	<b>833</b>	<b>8.35</b>
<b>CRIMINAL OTHER</b>								
Prostitution	18	14	-4	-22.22	49	53	4	8.16
Offensive Weapons	90	93	3	3.33	274	307	33	12.04
Other Criminal Code	2584	2845	261	10.10	7428	7541	113	1.52
<b>TOTAL</b>	<b>2692</b>	<b>2952</b>	<b>260</b>	<b>9.66</b>	<b>7751</b>	<b>7901</b>	<b>150</b>	<b>1.94</b>
<b>TOTAL CRIMINAL CODE</b>	<b>7415</b>	<b>7839</b>	<b>424</b>	<b>5.72</b>	<b>20658</b>	<b>21502</b>	<b>844</b>	<b>4.09</b>
<b>FEDERAL</b>								
General	35	28	-7	-20.00	80	76	-4	-5.00
Drugs	279	358	79	28.32	778	983	205	26.35
<b>TOTAL</b>	<b>314</b>	<b>386</b>	<b>72</b>	<b>22.93</b>	<b>858</b>	<b>1059</b>	<b>201</b>	<b>23.43</b>
<b>PROVINCIAL</b>								
General	1954	1946	-8	-0.41	5558	5482	-76	-1.37
Liquor	445	436	-9	-2.02	1159	1019	-140	-12.08
Traffic	10388	11051	663	6.38	35,243	33,970	-1273	-3.61
<b>TOTAL</b>	<b>12787</b>	<b>13433</b>	<b>646</b>	<b>5.05</b>	<b>41960</b>	<b>40471</b>	<b>-1489</b>	<b>-3.55</b>
<b>TRAFFIC &amp; COLLISION</b>								
Criminal Code	678	648	-30	-4.42	2103	1843	-260	-12.36
Collisions	1650	1788	138	8.36	5170	5793	623	12.05
<b>PERSONS</b>								
Fatalities	4	5	1	25.00	5	16	11	220.00
Injured	323	275	-48	-14.86	952	834	-118	-12.39



**ROYAL CANADIAN MOUNTED POLICE  
REGIONAL MUNICIPALITY OF HALIFAX  
3rd QUARTER STATISTICAL OVERVIEW**

Halifax District	3rd Qtr 2009	3rd Qtr 2010	# Change	% Change	YTD 2009	YTD 2010	# Change	% Change
<b>PERSONS</b>								
Homicide	1	0	-1	-100.00	4	2	-2	-50.00
Attempted Murder	1	0	-1	-100.00	3	5	2	66.67
Robbery	33	20	-13	-39.39	67	53	-14	-20.90
Assaults	217	203	-14	-6.45	619	566	-53	-8.56
All Others	4	1	-3	-75.00	10	6	-4	-40.00
<b>TOTAL</b>	<b>256</b>	<b>224</b>	<b>-32</b>	<b>-12.50</b>	<b>703</b>	<b>632</b>	<b>-71</b>	<b>-10.10</b>
<b>PROPERTY</b>								
Break And Enter	199	185	-14	-7.04	494	526	32	6.48
Theft Motor Vehicle	56	55	-1	-1.79	151	135	-16	-10.60
Theft > 5000	11	14	3	27.27	25	32	7	28.00
Theft < 5000	574	702	128	22.30	1397	1763	366	26.20
Have Stolen Goods	50	44	-6	-12.00	149	153	4	2.68
Frauds	81	73	-8	-9.88	239	240	1	0.42
<b>TOTAL</b>	<b>971</b>	<b>1073</b>	<b>102</b>	<b>10.50</b>	<b>2455</b>	<b>2849</b>	<b>394</b>	<b>16.05</b>
<b>CRIMINAL OTHER</b>								
Morals	1	1	0	0.00	3	2	-1	-33.33
Offensive Weapons	32	35	3	9.38	85	111	26	30.59
Other Criminal Code	798	848	50	6.27	2081	2157	76	3.65
<b>TOTAL</b>	<b>831</b>	<b>884</b>	<b>53</b>	<b>6.38</b>	<b>2169</b>	<b>2270</b>	<b>101</b>	<b>4.66</b>
<b>TOTAL CRIMINAL CODE</b>	<b>2058</b>	<b>2181</b>	<b>123</b>	<b>5.98</b>	<b>5327</b>	<b>5751</b>	<b>424</b>	<b>7.96</b>
<b>FEDERAL</b>								
General	23	12	-11	-47.83	52	31	-21	-40.38
Drugs	127	166	39	30.71	326	454	128	39.26
<b>TOTAL</b>	<b>150</b>	<b>178</b>	<b>28</b>	<b>18.67</b>	<b>378</b>	<b>485</b>	<b>107</b>	<b>28.31</b>
<b>PROVINCIAL</b>								
General	633	652	19	3.00	1751	1758	7	0.40
Liquor	18	28	10	55.56	43	57	14	32.56
Traffic	2843	3066	223	7.84	9279	8595	-684	-7.37
<b>TOTAL</b>	<b>3494</b>	<b>3746</b>	<b>252</b>	<b>7.21</b>	<b>11073</b>	<b>10410</b>	<b>-663</b>	<b>-5.99</b>
<b>TRAFFIC &amp; COLLISION</b>								
Criminal Code	187	240	53	28.34	509	621	112	22.00
Collisions	568	605	37	6.51	1885	1840	-45	-2.39
<b>PERSONS</b>								
Fatalities	3	3	0	0.00	3	11	8	266.67
Injured	89	92	3	3.37	253	243	-10	-3.95
Calls Concluded "K"	8841	9623	782	8.85	24160	25722	1562	6.47



**ROYAL CANADIAN MOUNTED POLICE  
REGIONAL MUNICIPALITY OF HALIFAX  
3rd QUARTER STATISTICAL OVERVIEW**

Cole Harbour	3rd Qtr 2009	3rd Qtr 2010	# Change	% Change	YTD 2009	YTD 2010	# Change	% Change
<b>PERSONS</b>								
Homicide	1	0	-1	-100.00	4	1	-3	-75.00
Attempted Murder	0	0	0	0.00	2	4	2	100.00
Robbery	2	8	6	300.00	17	21	4	23.53
Assaults	62	62	0	0.00	190	161	-29	-15.26
All Others	2	1	-1	-50.00	4	5	1	25.00
<b>TOTAL</b>	<b>67</b>	<b>71</b>	<b>4</b>	<b>5.97</b>	<b>217</b>	<b>192</b>	<b>-25</b>	<b>-11.52</b>
<b>PROPERTY</b>								
Break And Enter	49	40	-9	-18.37	149	148	-1	-0.67
Theft Motor Vehicle	22	25	3	13.64	62	56	-6	-9.68
Theft > 5000	0	5	5	100.00	1	10	9	900.00
Theft < 5000	174	221	47	27.01	478	555	77	16.11
Have Stolen Goods	16	13	-3	-18.75	32	42	10	31.25
Frauds	28	18	-10	-35.71	76	71	-5	-6.58
<b>TOTAL</b>	<b>289</b>	<b>322</b>	<b>33</b>	<b>11.42</b>	<b>798</b>	<b>882</b>	<b>84</b>	<b>10.53</b>
<b>CRIMINAL OTHER</b>								
Morals	0	0	0	0.00	2	1	-1	-50.00
Offensive Weapons	5	17	12	240.00	20	39	19	95.00
Other Criminal Code	244	252	8	3.28	659	650	-9	-1.37
<b>TOTAL</b>	<b>249</b>	<b>269</b>	<b>20</b>	<b>8.03</b>	<b>681</b>	<b>690</b>	<b>9</b>	<b>1.32</b>
<b>TOTAL CRIMINAL CODE</b>	<b>605</b>	<b>662</b>	<b>57</b>	<b>9.42</b>	<b>1696</b>	<b>1764</b>	<b>68</b>	<b>4.01</b>
<b>FEDERAL</b>								
General	9	1	-8	-88.89	19	5	-14	-73.68
Drugs	36	51	15	41.67	93	128	35	37.63
<b>TOTAL</b>	<b>45</b>	<b>52</b>	<b>7</b>	<b>15.56</b>	<b>112</b>	<b>133</b>	<b>21</b>	<b>18.75</b>
<b>PROVINCIAL</b>								
General	178	183	5	2.81	487	472	-15	-3.08
Liquor	8	11	3	37.50	14	18	4	28.57
Traffic	651	700	49	7.53	1957	1812	-145	-7.41
<b>TOTAL</b>	<b>837</b>	<b>894</b>	<b>57</b>	<b>6.81</b>	<b>2458</b>	<b>2302</b>	<b>-156</b>	<b>-6.35</b>
<b>TRAFFIC &amp; COLLISION</b>								
Criminal Code	53	75	22	41.51	139	189	50	35.97
Collisions	160	170	10	6.25	468	475	7	1.50
<b>PERSONS</b>								
Fatalities	1	0	-1	-100.00	1	2	1	50.00
Injured	21	22	1	4.76	57	56	-1	-1.75
Calls Concluded "K"	2553	2667	114	4.47	6670	7509	839	12.58





**ROYAL CANADIAN MOUNTED POLICE  
REGIONAL MUNICIPALITY OF HALIFAX  
3rd QUARTER STATISTICAL OVERVIEW**

Lower Sackville	3rd Qtr 2009	3rd Qtr 2010	# Change	% Change	YTD 2009	YTD 2010	# Change	% Change
<b>PERSONS</b>								
Homicide	0	0	0	0.00	0	1	1	100.00
Attempted Murder	1	0	-1	-100.00	1	1	0	0.00
Robbery	26	10	-16	-61.54	37	28	-9	-24.32
Assaults	95	77	-18	-18.95	254	235	-19	-7.48
All Others	1	0	-1	-100.00	4	1	-3	-75.00
<b>TOTAL</b>	<b>123</b>	<b>87</b>	<b>-36</b>	<b>-29.27</b>	<b>296</b>	<b>266</b>	<b>-30</b>	<b>-10.14</b>
<b>PROPERTY</b>								
Break And Enter	72	67	-5	-6.94	164	170	6	3.66
Theft Motor Vehicle	17	19	2	11.76	52	44	-8	-15.38
Theft > 5000	5	3	-2	-40.00	12	11	-1	-8.33
Theft < 5000	263	318	55	20.91	626	773	147	23.48
Have Stolen Goods	25	22	-3	-12.00	92	88	-4	-4.35
Frauds	33	34	1	3.03	99	107	8	8.08
<b>TOTAL</b>	<b>415</b>	<b>463</b>	<b>48</b>	<b>11.57</b>	<b>1045</b>	<b>1193</b>	<b>148</b>	<b>14.16</b>
<b>CRIMINAL OTHER</b>								
Morals	1	1	0	0.00	1	1	0	0.00
Offensive Weapons	23	7	-16	-69.57	53	42	-11	-20.75
Other Criminal Code	327	370	43	13.15	828	894	66	7.97
<b>TOTAL</b>	<b>351</b>	<b>378</b>	<b>27</b>	<b>7.69</b>	<b>882</b>	<b>937</b>	<b>55</b>	<b>6.24</b>
<b>TOTAL CRIMINAL CODE</b>	<b>889</b>	<b>928</b>	<b>39</b>	<b>4.39</b>	<b>2223</b>	<b>2396</b>	<b>173</b>	<b>7.78</b>
<b>FEDERAL</b>								
General	11	7	-4	-36.36	21	16	-5	-23.81
Drugs	46	66	20	43.48	131	171	40	30.53
<b>TOTAL</b>	<b>57</b>	<b>73</b>	<b>16</b>	<b>28.07</b>	<b>152</b>	<b>187</b>	<b>35</b>	<b>23.03</b>
<b>PROVINCIAL</b>								
General	218	249	31	14.22	636	679	43	6.76
Liquor	4	10	6	150.00	16	22	6	37.50
Traffic	1487	1616	129	8.68	5223	4677	-546	-10.45
<b>TOTAL</b>	<b>1709</b>	<b>1875</b>	<b>166</b>	<b>9.71</b>	<b>5875</b>	<b>5378</b>	<b>-497</b>	<b>-8.46</b>
<b>TRAFFIC &amp; COLLISION</b>								
Criminal Code	79	87	8	10.13	215	244	29	13.49
Collisions	248	249	1	0.40	892	810	-82	-9.19
<b>PERSONS</b>								
Fatalities	1	2	1	50.00	1	4	3	300.00
Injured	36	40	4	11.11	99	97	-2	-2.02
Calls Concluded "K"	3135	3586	451	14.39	9073	9322	249	2.74



**ROYAL CANADIAN MOUNTED POLICE  
REGIONAL MUNICIPALITY OF HALIFAX  
3rd QUARTER STATISTICAL OVERVIEW**

Musquodoboit Harbour	3rd Qtr 2009	3rd Qtr 2010	# Change	% Change	YTD 2009	YTD 2010	# Change	% Change
<b>PERSONS</b>								
Homicide	0	0	0	0.00	0	0	0	0.00
Attempted Murder	0	0	0	0.00	0	0	0	0.00
Robbery	2	0	-2	-100.00	3	1	-2	-200.00
Assaults	12	13	1	8.33	39	40	1	2.56
All Others	0	0	0	0.00	0	0	0	0.00
<b>TOTAL</b>	<b>14</b>	<b>13</b>	<b>-1</b>	<b>-7.14</b>	<b>42</b>	<b>41</b>	<b>-1</b>	<b>-2.38</b>
<b>PROPERTY</b>								
Break And Enter	27	10	-17	-62.96	44	48	4	9.09
Theft Motor Vehicle	2	3	1	50.00	6	9	3	50.00
Theft > 5000	1	2	1	100.00	2	5	3	150.00
Theft < 5000	45	40	-5	-11.11	107	119	12	11.21
Have Stolen Goods	1	2	1	100.00	7	6	-1	-14.29
Frauds	4	5	1	25.00	14	21	7	50.00
<b>TOTAL</b>	<b>80</b>	<b>62</b>	<b>-18</b>	<b>-22.50</b>	<b>180</b>	<b>208</b>	<b>28</b>	<b>15.56</b>
<b>CRIMINAL OTHER</b>								
Morals	0	0	0	0.00	0	0	0	0.00
Offensive Weapons	1	4	3	300.00	3	12	9	300.00
Other Criminal Code	45	48	3	6.67	97	153	56	57.73
<b>TOTAL</b>	<b>46</b>	<b>52</b>	<b>6</b>	<b>13.04</b>	<b>100</b>	<b>165</b>	<b>65</b>	<b>65.00</b>
<b>TOTAL CRIMINAL CODE</b>	<b>140</b>	<b>127</b>	<b>-13</b>	<b>-9.29</b>	<b>322</b>	<b>414</b>	<b>92</b>	<b>28.57</b>
<b>FEDERAL</b>								
General	1	2	1	100.00	3	2	-1	-33.33
Drugs	13	21	8	61.54	30	50	20	66.67
<b>TOTAL</b>	<b>14</b>	<b>23</b>	<b>9</b>	<b>64.29</b>	<b>33</b>	<b>52</b>	<b>19</b>	<b>57.58</b>
<b>PROVINCIAL</b>								
General	59	70	11	18.64	142	163	21	14.79
Liquor	2	5	3	150.00	3	6	3	100.00
Traffic	206	118	-88	-42.72	606	516	-90	-14.85
<b>TOTAL</b>	<b>267</b>	<b>193</b>	<b>-74</b>	<b>-27.72</b>	<b>751</b>	<b>685</b>	<b>-66</b>	<b>-8.79</b>
<b>TRAFFIC &amp; COLLISION</b>								
Criminal Code	8	21	13	162.50	33	47	14	42.42
Collisions	34	40	6	17.65	97	110	13	13.40
<b>PERSONS</b>								
Fatalities	0	0	0	0.00	0	1	1	100.00
Injured	7	10	3	42.86	17	28	11	64.71
Calls Concluded "K"	592	606	14	2.36	1392	1761	369	26.51



**ROYAL CANADIAN MOUNTED POLICE  
REGIONAL MUNICIPALITY OF HALIFAX  
3rd QUARTER STATISTICAL OVERVIEW**

North Central	3rd Qtr 2009	3rd Qtr 2010	# Change	% Change	YTD 2009	YTD 2010	# Change	% Change
<b>PERSONS</b>								
Homicide	0	0	0	0.00	0	0	0	0.00
Attempted Murder	0	0	0	0.00	0	0	0	0.00
Robbery	0	0	0	0.00	0	0	0	0.00
Assaults	6	10	4	66.67	15	16	1	6.67
All Others	0	0	0	0.00	1	0	-1	-100.00
<b>TOTAL</b>	<b>6</b>	<b>10</b>	<b>4</b>	<b>66.67</b>	<b>16</b>	<b>16</b>	<b>0</b>	<b>0.00</b>
<b>PROPERTY</b>								
Break And Enter	10	10	0	0.00	30	27	-3	-10.00
Theft Motor Vehicle	1	3	2	200.00	2	7	5	250.00
Theft > 5000	1	0	-1	-100.00	2	0	-2	-100.00
Theft < 5000	3	3	0	0.00	9	15	6	66.67
Have Stolen Goods	2	1	-1	-50.00	2	1	-1	-50.00
Frauds	0	0	0	0.00	0	1	1	100.00
<b>TOTAL</b>	<b>17</b>	<b>17</b>	<b>0</b>	<b>0.00</b>	<b>45</b>	<b>51</b>	<b>6</b>	<b>13.33</b>
<b>CRIMINAL OTHER</b>								
Morals	0	0	0	0.00	0	0	0	0.00
Offensive Weapons	1	0	-1	-100.00	3	0	-3	-100.00
Other Criminal Code	12	22	10	83.33	33	44	11	33.33
<b>TOTAL</b>	<b>13</b>	<b>22</b>	<b>9</b>	<b>69.23</b>	<b>36</b>	<b>44</b>	<b>8</b>	<b>22.22</b>
<b>TOTAL CRIMINAL CODE</b>	<b>36</b>	<b>49</b>	<b>13</b>	<b>36.11</b>	<b>97</b>	<b>111</b>	<b>14</b>	<b>14.43</b>
<b>FEDERAL</b>								
General	0	0	0	0.00	0	0	0	0.00
Drugs	4	4	0	0.00	10	4	-6	-60.00
<b>TOTAL</b>	<b>4</b>	<b>4</b>	<b>0</b>	<b>0.00</b>	<b>10</b>	<b>4</b>	<b>-6</b>	<b>-60.00</b>
<b>PROVINCIAL</b>								
General	20	12	-8	-40.00	37	38	1	2.70
Liquor	0	0	0	0.00	0	0	0	0.00
Traffic	17	17	0	0.00	38	43	5	13.16
<b>TOTAL</b>	<b>37</b>	<b>29</b>	<b>-8</b>	<b>-21.62</b>	<b>75</b>	<b>81</b>	<b>6</b>	<b>8.00</b>
<b>TRAFFIC &amp; COLLISION</b>								
Criminal Code	10	7	-3	-30.00	18	10	-8	-44.44
Collisions	8	18	10	125.00	39	43	4	10.26
<b>PERSONS</b>								
Fatalities	0	0	0	0.00	0	2	2	100.00
Injured	1	1	0	0.00	8	7	-1	-12.50
Calls Concluded "K"	235	246	11	4.68	600	640	40	6.67



**ROYAL CANADIAN MOUNTED POLICE  
REGIONAL MUNICIPALITY OF HALIFAX  
3rd QUARTER STATISTICAL OVERVIEW**

Sheet Harbour	3rd Qtr 2009	3rd Qtr 2010	# Change	% Change	YTD 2009	YTD 2010	# Change	% Change
<b>PERSONS</b>								
Homicide	0	0	0	0.00	0	0	0	0.00
Attempted Murder	0	0	0	0.00	0	0	0	0.00
Robbery	0	0	0	0.00	0	0	0	0.00
Assaults	6	9	3	50.00	14	23	9	64.29
All Others	1	0	-1	-100.00	1	0	-1	-100.00
<b>TOTAL</b>	<b>7</b>	<b>9</b>	<b>2</b>	<b>28.57</b>	<b>15</b>	<b>23</b>	<b>8</b>	<b>53.33</b>
<b>PROPERTY</b>								
Break And Enter	16	13	-3	-18.75	27	34	7	25.93
Theft Motor Vehicle	2	1	-1	-50.00	4	3	-1	-25.00
Theft > 5000	0	1	1	100.00	1	3	2	200.00
Theft < 5000	9	6	-3	-33.33	20	23	3	15.00
Have Stolen Goods	1	1	0	0.00	1	3	2	200.00
Frauds	0	1	1	100.00	1	5	4	400.00
<b>TOTAL</b>	<b>28</b>	<b>23</b>	<b>-5</b>	<b>-17.86</b>	<b>54</b>	<b>71</b>	<b>17</b>	<b>31.48</b>
<b>CRIMINAL OTHER</b>								
Morals	0	0	0	0.00	0	0	0	0.00
Offensive Weapons	0	0	0	0.00	1	5	4	400.00
Other Criminal Code	25	13	-12	-48.00	65	41	-24	-36.92
<b>TOTAL</b>	<b>25</b>	<b>13</b>	<b>-12</b>	<b>-48.00</b>	<b>66</b>	<b>46</b>	<b>-20</b>	<b>-30.30</b>
<b>TOTAL CRIMINAL CODE</b>	<b>60</b>	<b>45</b>	<b>-15</b>	<b>-25.00</b>	<b>135</b>	<b>140</b>	<b>5</b>	<b>3.70</b>
<b>FEDERAL</b>								
General	0	0	0	0.00	0	1	1	100.00
Drugs	3	2	-1	-33.33	5	5	0	0.00
<b>TOTAL</b>	<b>3</b>	<b>2</b>	<b>-1</b>	<b>-33.33</b>	<b>5</b>	<b>6</b>	<b>1</b>	<b>20.00</b>
<b>PROVINCIAL</b>								
General	13	16	3	23.08	51	61	10	19.61
Liquor	1	1	0	0.00	4	5	1	25.00
Traffic	24	48	24	100.00	79	116	37	46.84
<b>TOTAL</b>	<b>38</b>	<b>65</b>	<b>27</b>	<b>71.05</b>	<b>134</b>	<b>182</b>	<b>48</b>	<b>35.82</b>
<b>TRAFFIC &amp; COLLISION</b>								
Criminal Code	4	4	0	0.00	16	10	-6	-37.50
Collisions	16	9	-7	-43.75	40	32	-8	-20.00
<b>PERSONS</b>								
Fatalities	1	0	-1	-100.00	1	0	-1	-100.00
Injured	3	2	-1	-33.33	7	8	1	14.29
Calls Concluded "K"	240	304	64	26.67	701	706	5	0.71



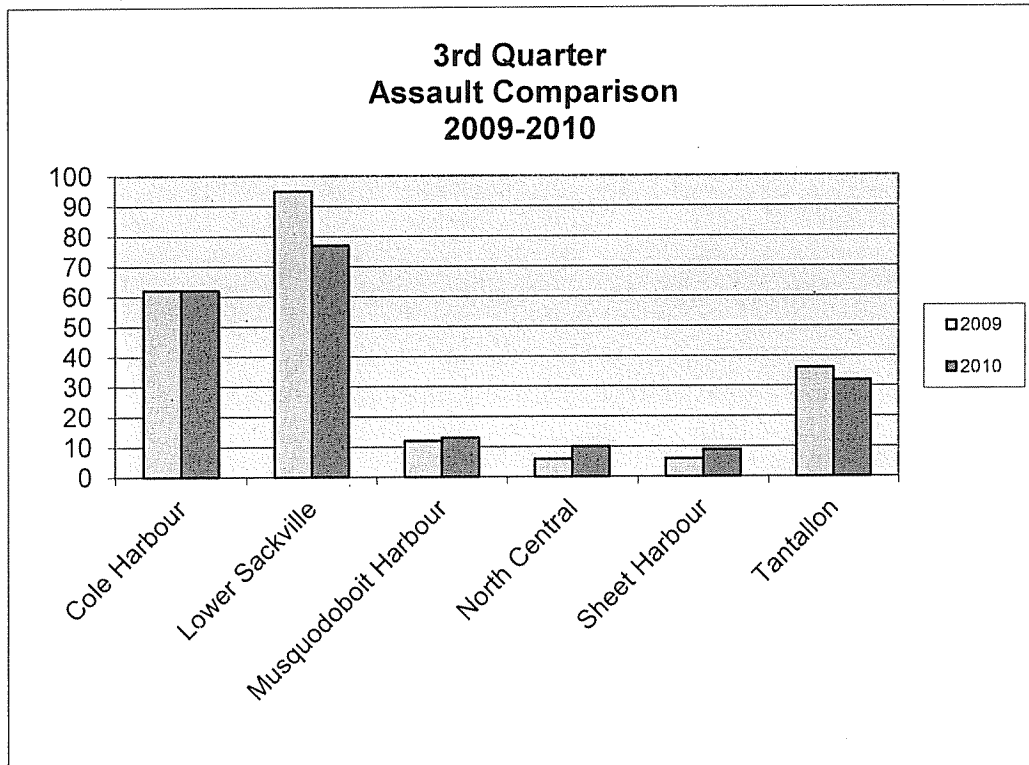
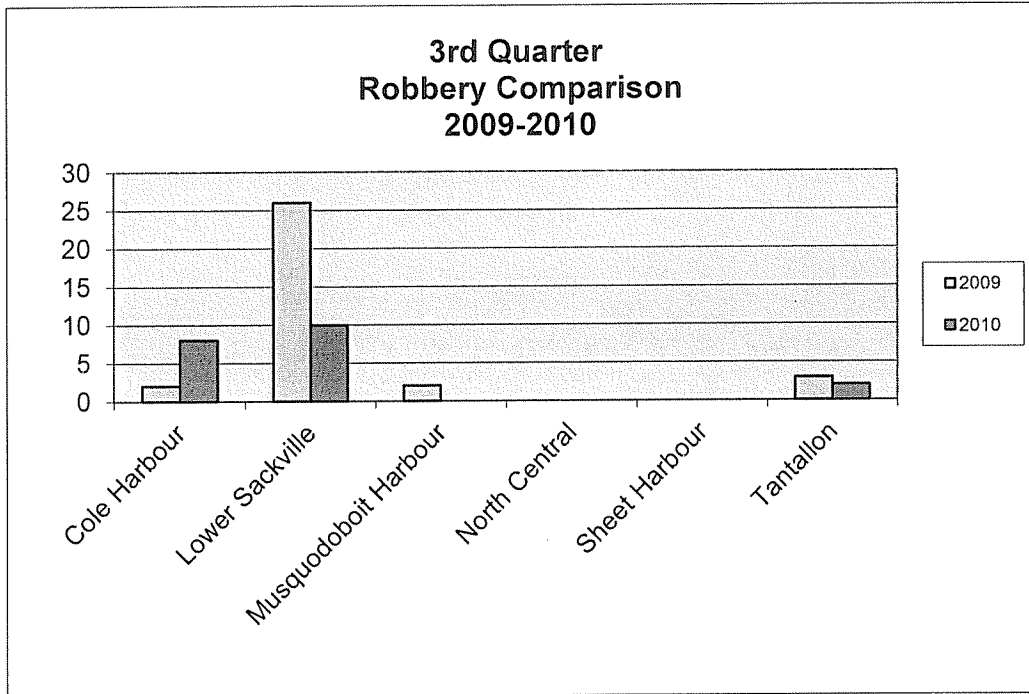
**ROYAL CANADIAN MOUNTED POLICE  
REGIONAL MUNICIPALITY OF HALIFAX  
3rd QUARTER STATISTICAL OVERVIEW**

Tantallon	3rd Qtr 2009	3rd Qtr 2010	# Change	% Change	YTD 2009	YTD 2010	# Change	% Change
<b>PERSONS</b>								
Homicide	0	0	0	0.00	0	0	0	0.00
Attempted Murder	0	0	0	0.00	0	0	0	0.00
Robbery	3	2	-1	-33.33	10	3	-7	-70.00
Assaults	36	32	-4	-11.11	107	91	-16	-14.95
All Others	0	0	0	0.00	0	0	0	0.00
<b>TOTAL</b>	<b>39</b>	<b>34</b>	<b>-5</b>	<b>-12.82</b>	<b>117</b>	<b>94</b>	<b>-23</b>	<b>-19.66</b>
<b>PROPERTY</b>								
Break And Enter	25	45	20	80.00	80	99	19	23.75
Theft Motor Vehicle	12	4	-8	-66.67	25	16	-9	-36.00
Theft > 5000	4	3	-1	-25.00	7	3	-4	-57.14
Theft < 5000	80	114	34	42.50	157	278	121	77.07
Have Stolen Goods	5	5	0	0.00	15	13	-2	-13.33
Frauds	16	15	-1	-6.25	49	35	-14	-28.57
<b>TOTAL</b>	<b>142</b>	<b>186</b>	<b>44</b>	<b>30.99</b>	<b>333</b>	<b>444</b>	<b>111</b>	<b>33.33</b>
<b>CRIMINAL OTHER</b>								
Morals	0	0	0	0.00	0	0	0	0.00
Offensive Weapons	2	7	5	250.00	5	13	8	160.00
Other Criminal Code	145	143	-2	-1.38	399	375	-24	-6.02
<b>TOTAL</b>	<b>147</b>	<b>150</b>	<b>3</b>	<b>2.04</b>	<b>404</b>	<b>388</b>	<b>-16</b>	<b>-3.96</b>
<b>TOTAL CRIMINAL CODE</b>	<b>328</b>	<b>370</b>	<b>42</b>	<b>12.80</b>	<b>854</b>	<b>926</b>	<b>72</b>	<b>8.43</b>
<b>FEDERAL</b>								
General	2	2	0	0.00	9	7	-2	-22.22
Drugs	25	22	-3	-12.00	57	96	39	68.42
<b>TOTAL</b>	<b>27</b>	<b>24</b>	<b>-3</b>	<b>-11.11</b>	<b>66</b>	<b>103</b>	<b>37</b>	<b>56.06</b>
<b>PROVINCIAL</b>								
General	145	122	-23	-15.86	398	345	-53	-13.32
Liquor	3	1	-2	-66.67	6	6	0	0.00
Traffic	458	567	109	23.80	1376	1431	55	4.00
<b>TOTAL</b>	<b>606</b>	<b>690</b>	<b>84</b>	<b>13.86</b>	<b>1780</b>	<b>1782</b>	<b>2</b>	<b>0.11</b>
<b>TRAFFIC &amp; COLLISION</b>								
Criminal Code	33	46	13	39.39	88	121	33	37.50
Collisions	102	119	17	16.67	349	370	21	6.02
<b>PERSONS</b>								
Fatalities	0	1	1	100.00	0	2	2	100.00
Injured	21	17	-4	-19.05	65	47	-18	-27.69
Calls Concluded "K"	2086	2214	128	6.14	5724	5784	60	1.05

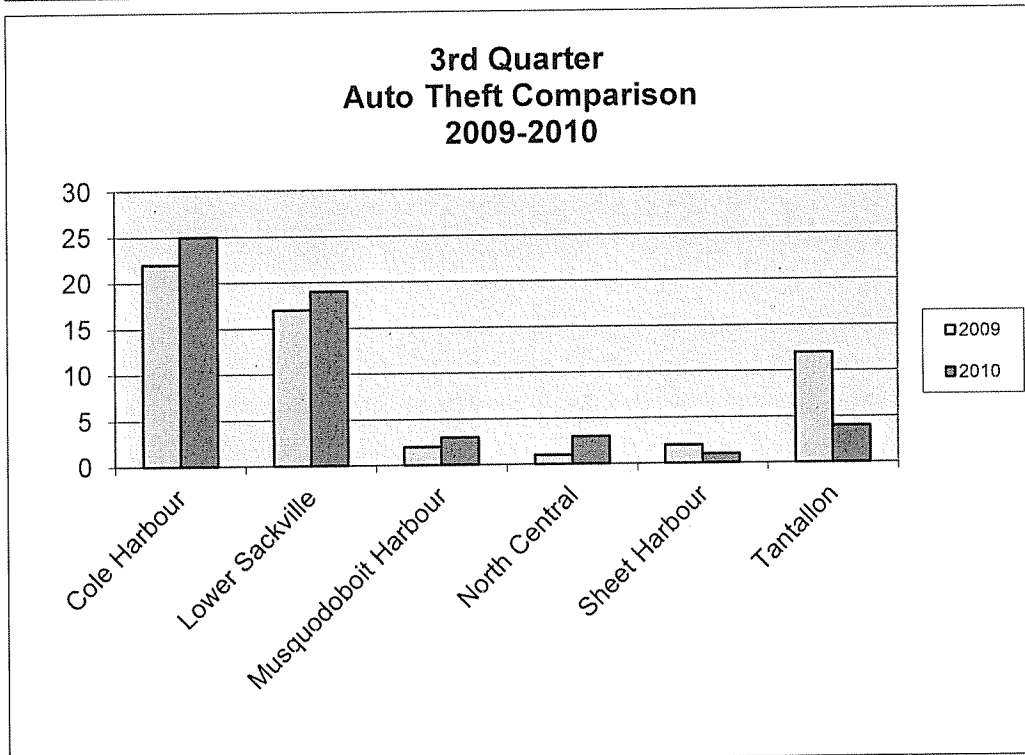
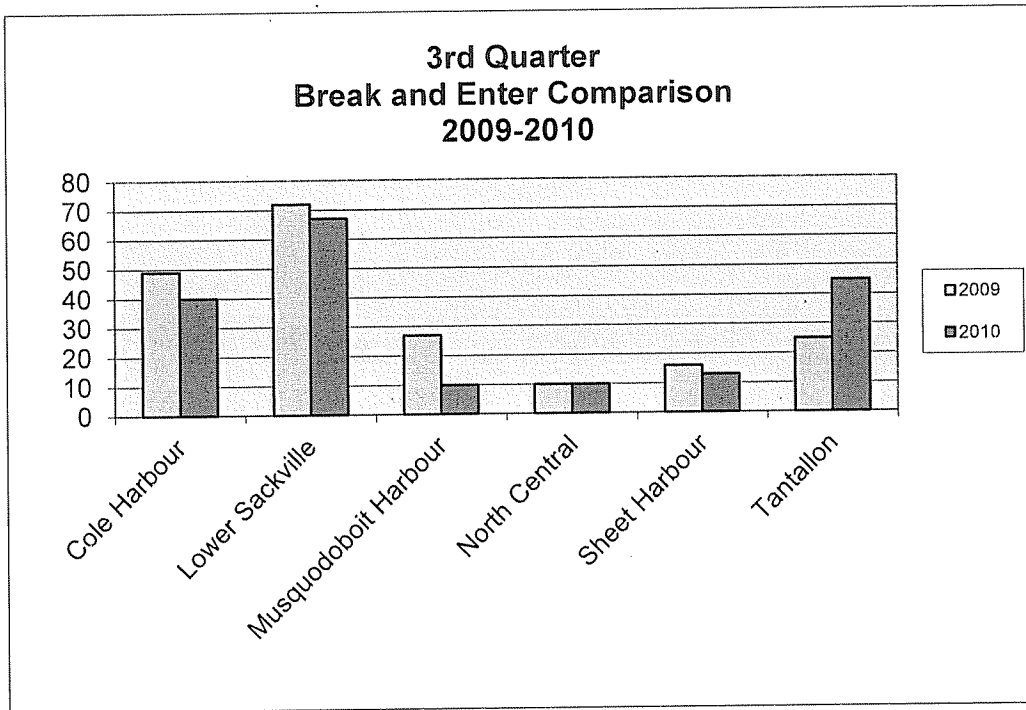
**3rd Quarter 2010  
Reported Crime Distribution  
by District**

<b>District</b>	<b>Violent</b>	<b>Property</b>	<b>OCC</b>	<b>Total</b>	<b>% of Total</b>
Cole Harbour	71	322	269	662	30.35%
Lower Sackville	87	463	378	928	42.55%
Musquodoboit Harbour	13	62	52	127	5.82%
North Central	10	17	22	49	2.25%
Sheet Harbour	9	23	13	45	2.06%
Tantallon	34	186	150	370	16.96%
	224	1073	884	2181	100%

**Crimes Against Persons  
3rd Quarter Comparison  
2009-2010**


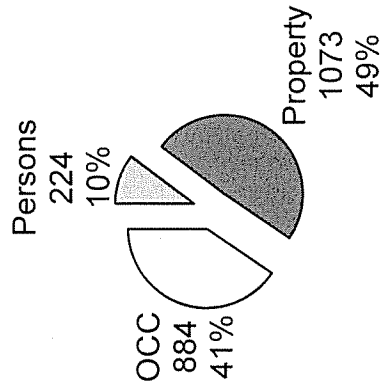


**Crimes Against Property  
3rd Quarter Comparison  
2009-2010**

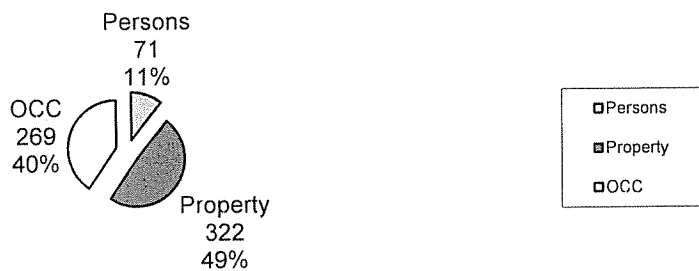





# RCMP Halifax District 2010 3rd Quarter Stats




### RCMP Halifax District 3rd Quarter Stats Cole Harbour




### RCMP Halifax District 3rd Quarter Stats Lower Sackville




### RCMP Halifax District 3rd Quarter Stats Musquodoboit Harbour



### RCMP Halifax District 3rd Quarter Stats North Central



### RCMP Halifax District 3rd Quarter Stats Sheet Harbour



### RCMP Halifax District 3rd Quarter Stats Tantallon

