

7.1.1



**Halifax District RCMP
Personnel Report
January, 2012**

Maternity Leave	2
Other	1
Parental	2
Sick Leave	7



Halifax District RCMP

Re: Traffic Enforcement Update Report - January, 2012

In addition to partnering with HRM Integrated Traffic Services and RCMP Metro Traffic Services Section in enforcement activity during the month; Halifax District personnel conducted traffic check points in all six districts of HRM policed by the RCMP.

The following is a synopsis of enforcement activities carried out during the month by RCMP personnel:

Suspended / Revoked / Prohibited Drivers 3

Impaired Driving:

Impaired Operation of Motor Vehicle Causing Death	0
Impaired Operation of Motor Vehicle Causing Bodily Harm	0
Impaired Operation of Motor Vehicle (including seven pending formal charges)	20
Impaired Operation of Motor Vehicle Suspension (including 11 - seven day)	11

Traffic Stops/Checkpoints:

Number of Traffic Stops	1,095
Number of Checkpoints	240
Vehicles Checked	10,487
Warnings Issued	112

December, 2011 Summary Offence tickets: 968

**RCMP
Training Section**

Halifax District

**Training Activity
January 2012**

Type of Training	Total Hours
CEW Re-certification (11 members + 2 instructors)	130
Emergency Response Team (5 Members)	112
First Aid (10 Members)	160
Guards and Matrons Training (2 members)	14
HRP Investigative Interviewing (1 member)	40
IARD Re-certification (17 members + 4 instructors)	210
Livescan Train the Trainer training (2 members)	2
RCMP Investigative Interviewing (7 members)	280
SAFE Plan Workshop (2 members + 1 instructor)	12
Supervisor's Workshop (8 members)	320
Total Expenditure Asset Management (TEAM) (1 member)	8
Total training hours in January 2012	1288 hrs.



HALIFAX DISTRICT RCMP

Victim Services STATISTICS REPORT

January, 2012

OF THE FILES CLOSED:

- ▶ Victims contacted in 34 files
- ▶ Accepted RCMP Victim's assistance (47%)

VICTIM SERVICES COUNSELOR:

- ▶ Case coordinator participated in two case conferences with clients.

HIGH RISK DOMESTIC VIOLENCE CASE COORDINATION TOTALS:

Domestic violence files where the victim is at high risk for lethality.

- ▶ Number of new High Risk Files identified - 9
Two high risk files were designated by the Military Police Victim Services
- ▶ Number of DVERS
 installed - 3
 removed - 0



**HRM Policing Services
2011 4th Quarter/Year End Statistics**



	4th Qtr 2010	4th Qtr 2011	# Change	% Change	YTD 2010	YTD 2011	# Change	% Change
PERSONS								
Homicide	4	4	0	0.00	11	19	8	72.73
Attempted Murder	2	5	3	150.00	19	32	13	68.42
Robbery	84	75	-9	-10.71	330	344	14	4.24
Assaults	804	772	-32	-3.98	3261	3202	-59	-1.81
All Others	6	6	0	0.00	59	47	-12	-20.34
TOTAL	900	862	-38	-4.22	3680	3644	-36	-0.98
PROPERTY								
Break And Enter	683	473	-210	-30.75	2490	1916	-574	-23.05
Theft Motor Vehicle	197	149	-48	-24.37	608	649	41	6.74
Theft > 5000	35	28	-7	-20.00	124	117	-7	-5.65
Theft < 5000	2035	2109	74	3.64	8056	8101	45	0.56
Have Stolen Goods	521	66	-455	-87.33	1983	836	-1147	-57.84
Frauds	363	290	-73	-20.11	1394	1238	-156	-11.19
TOTAL	3834	3115	-719	-18.75	14655	12857	-1798	-12.27
CRIMINAL OTHER								
Prostitution	11	5	-6	-54.55	65	39	-26	-40.00
Offensive Weapons	77	87	10	12.99	375	366	-9	-2.40
Other Criminal Code	2502	1933	-569	-22.74	10001	8869	-1132	-11.32
TOTAL	2590	2025	-565	-21.81	10441	9274	-1167	-11.18
TOTAL CRIMINAL CODE	7324	6002	-1322	-18.05	28776	25775	-3001	-10.43
FEDERAL								
General	15	13	-2	-13.33	92	65	-27	-29.35
Drugs	312	377	65	20.83	1304	1394	90	6.90
TOTAL	327	390	63	19.27	1396	1459	63	4.51
PROVINCIAL								
General	1879	1667	-212	-11.28	7414	6950	-464	-6.26
Liquor	302	561	259	85.76	1321	2026	705	53.37
Traffic	9901	10516	615	6.21	43942	45891	1949	4.44
TOTAL	12082	12744	662	5.48	52677	54867	2190	4.16
TRAFFIC & COLLISION								
Criminal Code	598	675	77	12.88	2441	2476	35	1.43
Collisions	2331	1897	-434	-18.62	8127	6707	-1420	-17.47
PERSONS								
Fatalities	3	1	-2	-66.67	19	9	-10	-52.63
Injured	307	320	13	4.23	1141	1156	15	1.31



**ROYAL CANADIAN MOUNTED POLICE
REGIONAL MUNICIPALITY OF HALIFAX
4th QUARTER STATISTICAL OVERVIEW**

Halifax District	4th Qtr 2010	4th Qtr 2011	# Change	% Change	YTD 2010	YTD 2011	# Change	% Change
PERSONS								
Homicide	1	0	-1	-100.00	3	5	2	66.67
Attempted Murder	0	1	1	100.00	6	8	2	33.33
Robbery	10	11	1	10.00	63	51	-12	-19.05
Assaults	183	165	-18	-9.84	731	708	-23	-3.15
All Others	1	1	0	0.00	10	8	-2	-20.00
TOTAL	195	178	-17	-8.72	813	780	-33	-4.06
PROPERTY								
Break And Enter	219	131	-88	-40.18	748	570	-178	-23.80
Theft Motor Vehicle	39	34	-5	-12.82	172	150	-22	-12.79
Theft > 5000	11	10	-1	-9.09	41	36	-5	-12.20
Theft < 5000	514	481	-33	-6.42	2268	2074	-194	-8.55
Have Stolen Goods	53	18	-35	-66.04	213	101	-112	-52.58
Frauds	90	74	-16	-17.78	335	267	-68	-20.30
TOTAL	926	748	-178	-19.22	3777	3198	-579	-15.33
CRIMINAL OTHER								
Morals	1	1	0	0.00	4	3	-1	-25.00
Offensive Weapons	35	26	-9	-25.71	138	117	-21	-15.22
Other Criminal Code	661	479	-182	-27.53	2796	2221	-575	-20.57
TOTAL	697	506	-191	-27.40	2938	2341	-597	-20.32
TOTAL CRIMINAL CODE	1818	1432	-386	-21.23	7528	6319	-1209	-16.06
FEDERAL								
General	9	6	-3	-33.33	41	28	-13	-31.71
Drugs	133	182	49	36.84	594	594	0	0.00
TOTAL	142	188	46	32.39	635	622	-13	-2.05
PROVINCIAL								
General	600	505	-95	-15.83	2359	2100	-259	-10.98
Liquor	14	18	4	28.57	71	73	2	2.82
Traffic	2684	3326	642	23.92	11350	13144	1794	15.81
TOTAL	3298	3849	551	16.71	13780	15317	1537	11.15
TRAFFIC & COLLISION								
Criminal Code	162	211	49	30.25	782	789	7	0.90
Collisions	754	725	-29	-3.85	2594	2562	-32	-1.23
PERSONS								
Fatalities	2	0	-2	-100.00	13	5	-8	-61.54
Injured	84	81	-3	-3.57	327	361	34	10.40
Calls Concluded "K"	7897	7848	-49	-0.62	33617	32602	-1015	-3.02



**ROYAL CANADIAN MOUNTED POLICE
REGIONAL MUNICIPALITY OF HALIFAX
4th QUARTER STATISTICAL OVERVIEW**

Cole Harbour	4th Qtr 2010	4th Qtr 2011	# Change	% Change	YTD 2010	YTD 2011	# Change	% Change
PERSONS								
Homicide	0	0	0	0.00	1	3	2	200.00
Attempted Murder	0	1	1	100.00	5	7	2	40.00
Robbery	5	4	-1	-20.00	26	22	-4	-15.38
Assaults	53	50	-3	-5.66	211	207	-4	-1.90
All Others	0	0	0	0.00	8	2	-6	-75.00
TOTAL	58	55	-3	-5.17	251	241	-10	-3.98
PROPERTY								
Break And Enter	65	30	-35	-53.85	213	144	-69	-32.39
Theft Motor Vehicle	13	11	-2	-15.38	66	51	-15	-22.73
Theft > 5000	3	3	0	0.00	13	8	-5	-38.46
Theft < 5000	157	130	-27	-17.20	710	677	-33	-4.65
Have Stolen Goods	9	2	-7	-77.78	55	27	-28	-50.91
Frauds	25	26	1	4.00	98	95	-3	-3.06
TOTAL	272	202	-70	-25.74	1155	1002	-153	-13.25
CRIMINAL OTHER								
Morals	0	0	0	0.00	1	2	1	100.00
Offensive Weapons	13	6	-7	-53.85	50	25	-25	-50.00
Other Criminal Code	230	177	-53	-23.04	875	745	-130	-14.86
TOTAL	243	183	-60	-24.69	926	772	-154	-16.63
TOTAL CRIMINAL CODE	573	440	-133	-23.21	2332	2015	-317	-13.59
FEDERAL								
General	4	3	-1	-33.33	9	8	-1	-11.11
Drugs	50	49	-1	-2.00	178	173	-5	-2.81
TOTAL	54	52	-2	-3.70	187	181	-6	-3.21
PROVINCIAL								
General	175	125	-50	-28.57	646	562	-84	-13.00
Liquor	1	1	0	0.00	19	14	-5	-26.32
Traffic	488	846	358	73.36	2323	3194	871	37.49
TOTAL	664	972	308	46.39	2988	3770	782	26.17
TRAFFIC & COLLISION								
Criminal Code	65	74	9	13.85	255	266	11	4.31
Collisions	174	176	2	1.15	649	641	-8	-1.23
PERSONS								
Fatalities	1	0	-1	-100.00	3	2	-1	-33.33
Injured	17	12	-5	-29.41	73	87	14	19.18
Calls Concluded "K"	2322	2002	-320	-13.78	9831	8936	-895	-9.10



**ROYAL CANADIAN MOUNTED POLICE
REGIONAL MUNICIPALITY OF HALIFAX
4th QUARTER STATISTICAL OVERVIEW**

Lower Sackville	4th Qtr 2010	4th Qtr 2011	# Change	% Change	YTD 2010	YTD 2011	# Change	% Change
PERSONS								
Homicide	1	0	-1	-100.00	2	0	-2	-100.00
Attempted Murder	0	0	0	0.00	1	0	-1	-100.00
Robbery	5	6	1	20.00	33	25	-8	-24.24
Assaults	69	68	-1	-1.45	298	289	-9	-3.02
All Others	1	0	-1	-100.00	2	2	0	0.00
TOTAL	76	74	-2	-2.63	336	316	-20	-5.95
PROPERTY								
Break And Enter	75	54	-21	-28.00	247	195	-52	-21.05
Theft Motor Vehicle	13	9	-4	-30.77	56	48	-8	-14.29
Theft > 5000	5	4	-1	-20.00	16	15	-1	-6.25
Theft < 5000	242	242	0	0.00	1013	940	-73	-7.21
Have Stolen Goods	37	10	-27	-72.97	126	52	-74	-58.73
Frauds	38	33	-5	-13.16	146	111	-35	-23.97
TOTAL	410	352	-58	-14.15	1604	1361	-243	-15.15
CRIMINAL OTHER								
Morals	1	0	-1	-100.00	2	0	-2	-100.00
Offensive Weapons	13	14	1	7.69	50	54	4	8.00
Other Criminal Code	256	179	-77	-30.08	1135	818	-317	-27.93
TOTAL	270	193	-77	-28.52	1187	872	-315	-26.54
TOTAL CRIMINAL CODE	756	619	-137	-18.12	3127	2549	-578	-18.48
FEDERAL								
General	3	3	0	0.00	20	19	-1	-5.00
Drugs	48	91	43	89.58	224	256	32	14.29
TOTAL	51	94	43	84.31	244	275	31	12.70
PROVINCIAL								
General	222	200	-22	-9.91	902	776	-126	-13.97
Liquor	8	14	6	75.00	30	42	12	40.00
Traffic	1574	1399	-175	-11.12	6279	6163	-116	-1.85
TOTAL	1804	1613	-191	-10.59	7211	6981	-230	-3.19
TRAFFIC & COLLISION								
Criminal Code	61	88	27	44.26	304	304	0	0.00
Collisions	376	356	-20	-5.32	1186	1170	-16	-1.35
PERSONS								
Fatalities	0	0	0	0.00	4	2	-2	-50.00
Injured	46	43	-3	-6.52	143	145	2	1.40
Calls Concluded "K"	2924	2800	-124	-4.24	12244	11998	-246	-2.01



**ROYAL CANADIAN MOUNTED POLICE
REGIONAL MUNICIPALITY OF HALIFAX
4th QUARTER STATISTICAL OVERVIEW**

Musquodoboit Harbour	4th Qtr 2010	4th Qtr 2011	# Change	% Change	YTD 2010	YTD 2011	# Change	% Change
PERSONS								
Homicide	0	0	0	0.00	0	0	0	0.00
Attempted Murder	0	0	0	0.00	0	0	0	0.00
Robbery	0	0	0	0.00	1	1	0	0.00
Assaults	11	21	10	90.91	50	62	12	24.00
All Others	0	1	1	100.00	0	1	1	100.00
TOTAL	11	22	11	100.00	51	64	13	25.49
PROPERTY								
Break And Enter	23	12	-11	-47.83	72	48	-24	-33.33
Theft Motor Vehicle	2	5	3	150.00	12	10	-2	-16.67
Theft > 5000	1	0	-1	-100.00	5	3	-2	-40.00
Theft < 5000	24	34	10	41.67	140	141	1	0.71
Have Stolen Goods	3	1	-2	-66.67	9	6	-3	-33.33
Frauds	8	2	-6	-75.00	30	10	-20	-66.67
TOTAL	61	54	-7	-11.48	268	218	-50	-18.66
CRIMINAL OTHER								
Morals	0	0	0	0.00	1	0	-1	-100.00
Offensive Weapons	4	1	-3	-75.00	14	7	-7	-50.00
Other Criminal Code	31	22	-9	-29.03	185	157	-28	-15.14
TOTAL	35	23	-12	-34.29	200	164	-36	-18.00
TOTAL CRIMINAL CODE	107	99	-8	-7.48	519	446	-73	-14.07
FEDERAL								
General	0	0	0	0.00	2	0	-2	-100.00
Drugs	8	5	-3	-37.50	59	31	-28	-47.46
TOTAL	8	5	-3	-37.50	61	31	-30	-49.18
PROVINCIAL								
General	57	30	-27	-47.37	220	162	-58	-26.36
Liquor	2	1	-1	-50.00	8	5	-3	-37.50
Traffic	103	110	7	6.80	626	389	-237	-37.86
TOTAL	162	141	-21	-12.96	854	556	-298	-34.89
TRAFFIC & COLLISION								
Criminal Code	6	5	-1	-16.67	53	39	-14	-26.42
Collisions	40	43	3	7.50	150	161	11	7.33
PERSONS								
Fatalities	0	0	0	0.00	1	0	-1	-100.00
Injured	6	5	-1	-16.67	34	33	-1	-2.94
Calls Concluded "K"	435	539	104	23.91	2196	2087	-109	-4.96



**ROYAL CANADIAN MOUNTED POLICE
REGIONAL MUNICIPALITY OF HALIFAX
4th QUARTER STATISTICAL OVERVIEW**

North Central	4th Qtr 2010	4th Qtr 2011	# Change	% Change	YTD 2010	YTD 2011	# Change	% Change
PERSONS								
Homicide	0	0	0	0.00	0	0	0	0.00
Attempted Murder	0	0	0	0.00	0	0	0	0.00
Robbery	0	0	0	0.00	0	0	0	0.00
Assaults	4	4	0	0.00	17	18	1	5.88
All Others	0	0	0	0.00	0	2	2	100.00
TOTAL	4	4	0	0.00	17	20	3	17.65
PROPERTY								
Break And Enter	6	2	-4	-66.67	33	18	-15	-45.45
Theft Motor Vehicle	1	0	-1	-100.00	9	1	-8	-88.89
Theft > 5000	0	1	1	100.00	0	2	2	100.00
Theft < 5000	7	8	1	14.29	22	20	-2	-9.09
Have Stolen Goods	0	0	0	0.00	1	1	0	0.00
Frauds	2	2	0	0.00	3	5	2	66.67
TOTAL	16	13	-3	-18.75	68	47	-21	-30.88
CRIMINAL OTHER								
Morals	0	0	0	0.00	0	0	0	0.00
Offensive Weapons	0	0	0	0.00	0	4	4	100.00
Other Criminal Code	4	6	2	50.00	48	40	-8	-16.67
TOTAL	4	6	2	50.00	48	44	-4	-8.33
TOTAL CRIMINAL CODE	24	23	-1	-4.17	133	111	-22	-16.54
FEDERAL								
General	0	0	0	0.00	0	0	0	0.00
Drugs	0	0	0	0.00	3	6	3	100.00
TOTAL	0	0	0	0.00	3	6	3	100.00
PROVINCIAL								
General	19	14	-5	-26.32	57	67	10	17.54
Liquor	0	0	0	0.00	0	1	1	100.00
Traffic	5	15	10	200.00	47	44	-3	-6.38
TOTAL	24	29	5	20.83	104	112	8	7.69
TRAFFIC & COLLISION								
Criminal Code	1	4	3	300.00	10	12	2	20.00
Collisions	27	14	-13	-48.15	70	63	-7	-10.00
PERSONS								
Fatalities	1	0	-1	-100.00	3	0	-3	-100.00
Injured	2	2	0	0.00	9	15	6	66.67
Calls Concluded "K"	173	186	13	7.51	813	675	-138	-16.97



**ROYAL CANADIAN MOUNTED POLICE
REGIONAL MUNICIPALITY OF HALIFAX
4th QUARTER STATISTICAL OVERVIEW**

Sheet Harbour	4th Qtr 2010	4th Qtr 2011	# Change	% Change	YTD 2010	YTD 2011	# Change	% Change
PERSONS								
Homicide	0	0	0	0.00	0	0	0	0.00
Attempted Murder	0	0	0	0.00	0	0	0	0.00
Robbery	0	0	0	0.00	0	0	0	0.00
Assaults	7	3	-4	-57.14	29	19	-10	-34.48
All Others	0	0	0	0.00	0	0	0	0.00
TOTAL	7	3	-4	-57.14	29	19	-10	-34.48
PROPERTY								
Break And Enter	6	11	5	83.33	40	46	6	15.00
Theft Motor Vehicle	2	2	0	0.00	5	5	0	0.00
Theft > 5000	1	0	-1	-100.00	4	0	-4	-100.00
Theft < 5000	2	3	1	50.00	24	27	3	12.50
Have Stolen Goods	0	0	0	0.00	4	1	-3	-75.00
Frauds	1	2	1	100.00	6	4	-2	-33.33
TOTAL	12	18	6	50.00	83	83	0	0.00
CRIMINAL OTHER								
Morals	0	0	0	0.00	0	0	0	0.00
Offensive Weapons	1	0	-1	-100.00	7	1	-6	-85.71
Other Criminal Code	18	16	-2	-11.11	56	51	-5	-8.93
TOTAL	19	16	-3	-15.79	63	52	-11	-17.46
TOTAL CRIMINAL CODE	38	37	-1	-2.63	175	154	-21	-12.00
FEDERAL								
General	0	0	0	0.00	1	0	-1	-100.00
Drugs	1	1	0	0.00	6	4	-2	-33.33
TOTAL	1	1	0	0.00	7	4	-3	-42.86
PROVINCIAL								
General	14	16	2	14.29	76	53	-23	-30.26
Liquor	1	1	0	0.00	6	1	-5	-83.33
Traffic	27	15	-12	-44.44	143	79	-64	-44.76
TOTAL	42	32	-10	-23.81	225	133	-92	-40.89
TRAFFIC & COLLISION								
Criminal Code	1	0	-1	-100.00	11	17	6	54.55
Collisions	10	11	1	10.00	42	50	8	19.05
PERSONS								
Fatalities	0	0	0	0.00	0	0	0	0.00
Injured	1	2	1	100.00	9	7	-2	-22.22
Calls Concluded "K"	178	184	6	3.37	884	693	-191	-21.61



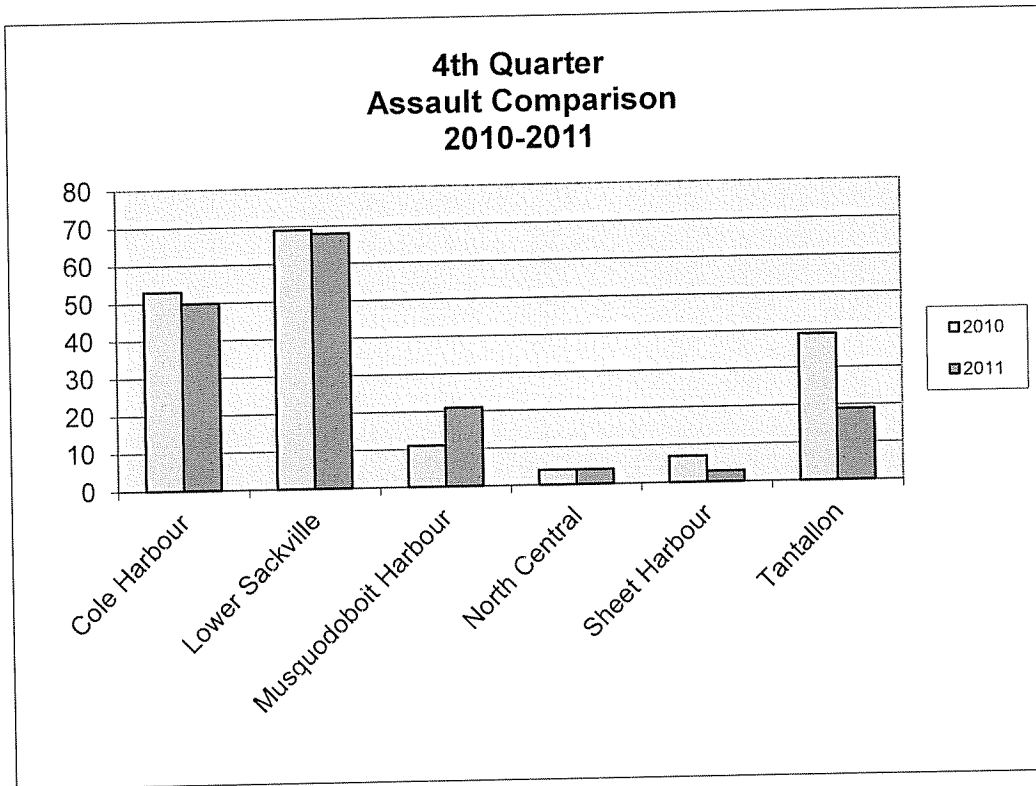
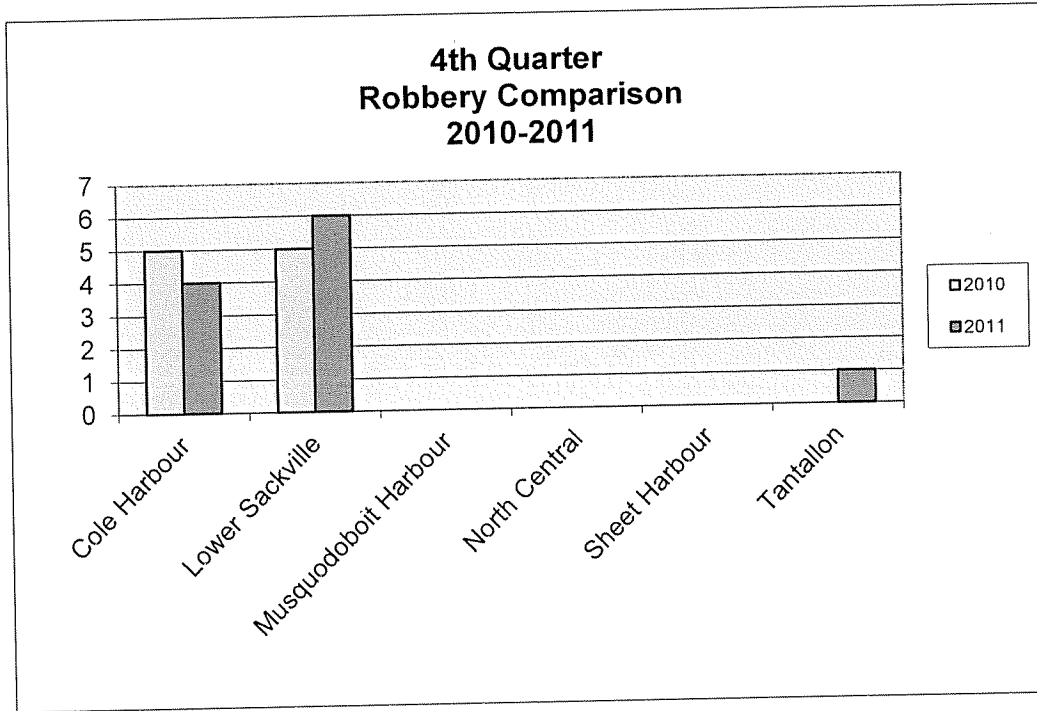
**ROYAL CANADIAN MOUNTED POLICE
REGIONAL MUNICIPALITY OF HALIFAX
4th QUARTER STATISTICAL OVERVIEW**

Tantallon	4th Qtr 2010	4th Qtr 2011	# Change	% Change	YTD 2010	YTD 2011	# Change	% Change
PERSONS								
Homicide	0	0	0	0.00	0	2	2	100.00
Attempted Murder	0	0	0	0.00	0	1	1	100.00
Robbery	0	1	1	100.00	3	3	0	0.00
Assaults	39	19	-20	-51.28	126	113	-13	-10.32
All Others	0	0	0	0.00	0	1	1	100.00
TOTAL	39	20	-19	-48.72	129	120	-9	-6.98
PROPERTY								
Break And Enter	44	22	-22	-50.00	143	119	-24	-16.78
Theft Motor Vehicle	8	7	-1	-12.50	24	35	11	45.83
Theft > 5000	1	2	1	100.00	3	8	5	166.67
Theft < 5000	82	64	-18	-21.95	359	269	-90	-25.07
Have Stolen Goods	4	5	1	25.00	18	14	-4	-22.22
Frauds	16	9	-7	-43.75	52	42	-10	-19.23
TOTAL	155	109	-46	-29.68	599	487	-112	-18.70
CRIMINAL OTHER								
Morals	0	1	1	100.00	0	1	1	100.00
Offensive Weapons	4	5	1	25.00	17	26	9	52.94
Other Criminal Code	122	79	-43	-35.25	497	410	-87	-17.51
TOTAL	126	85	-41	-32.54	514	437	-77	-14.98
TOTAL CRIMINAL CODE	320	214	-106	-33.13	1242	1044	-198	-15.94
FEDERAL								
General	2	0	-2	-100.00	9	1	-8	-88.89
Drugs	26	36	10	38.46	124	124	0	0.00
TOTAL	28	36	8	28.57	133	125	-8	-6.02
PROVINCIAL								
General	113	120	7	6.19	458	480	22	4.80
Liquor	2	1	-1	-50.00	8	10	2	25.00
Traffic	487	941	454	93.22	1932	3275	1343	69.51
TOTAL	602	1062	460	76.41	2398	3765	1367	57.01
TRAFFIC & COLLISION								
Criminal Code	28	40	12	42.86	149	151	2	1.34
Collisions	127	125	-2	-1.57	497	477	-20	-4.02
PERSONS								
Fatalities	0	0	0	0.00	2	1	-1	-50.00
Injured	12	17	5	41.67	59	74	15	25.42
Calls Concluded "K"	1865	2137	272	14.58	7649	8213	564	7.37

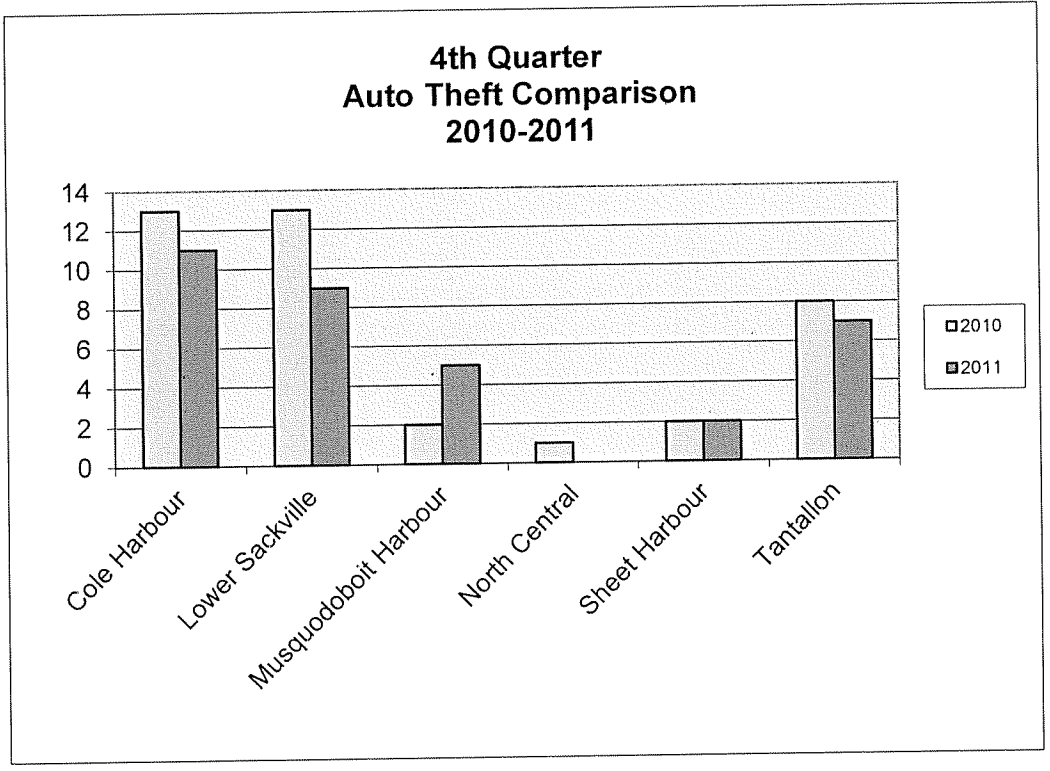
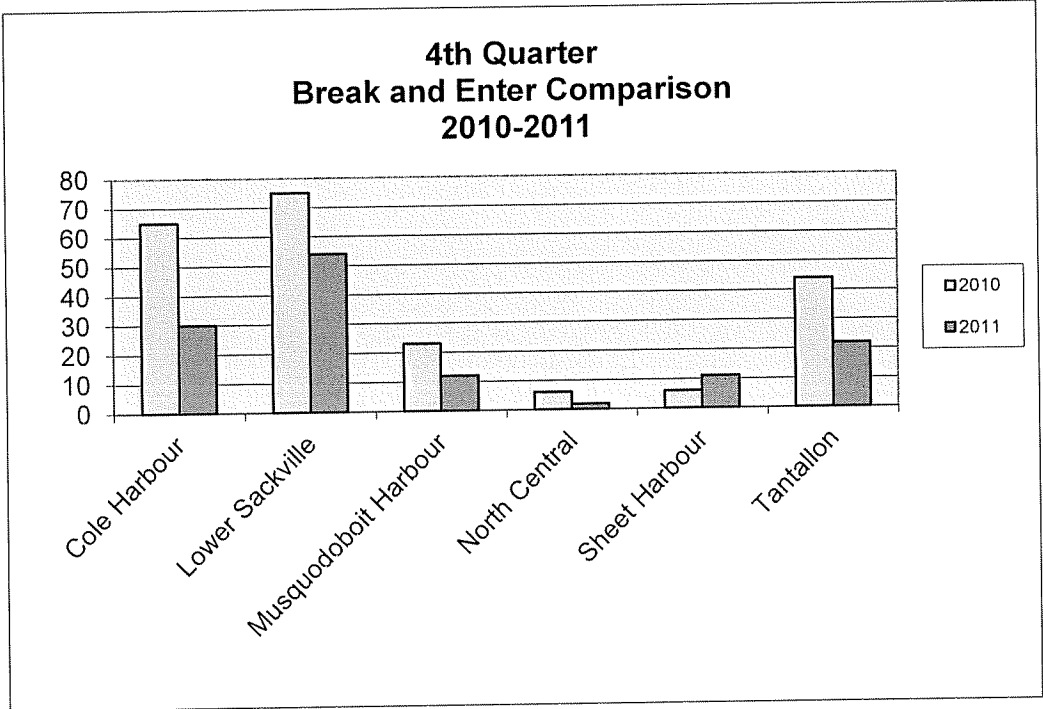
**4th Quarter 2011
Reported Crime Distribution
by District**

District	Violent	Property	OCC	Total	% of Total
Cole Harbour	55	202	183	440	30.73%
Lower Sackville	74	352	193	619	43.23%
Musquodoboit Harbour	22	54	23	99	6.91%
North Central	4	13	6	23	1.61%
Sheet Harbour	3	18	16	37	2.58%
Tantallon	20	109	85	214	14.94%
	178	748	506	1432	100%

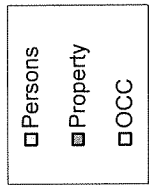
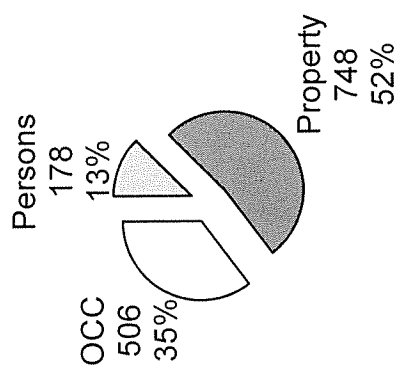
**Crimes Against Persons
4th Quarter Comparison
2010-2011**



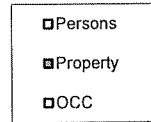
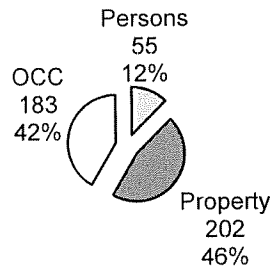
**Crimes Against Property
4th Quarter Comparison
2010-2011**



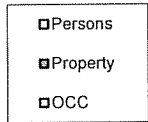
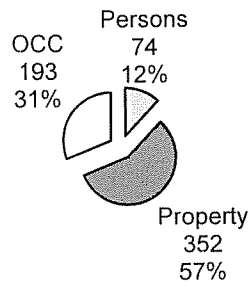
RCMP Halifax District 2011 4th Quarter Stats



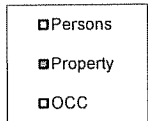
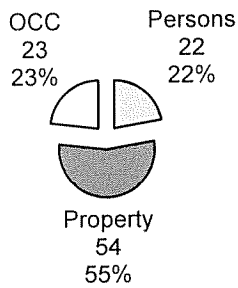
RCMP Halifax District 4th Quarter Stats Cole Harbour



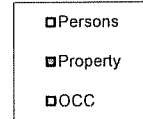

RCMP Halifax District 4th Quarter Stats Lower Sackville



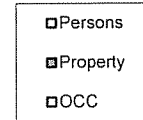
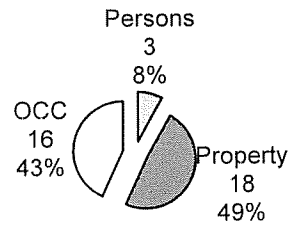
RCMP Halifax District 4th Quarter Stats Musquodoboit Harbour



RCMP Halifax District 4th Quarter Stats North Central



RCMP Halifax District 4th Quarter Stats Sheet Harbour



RCMP Halifax District 4th Quarter Stats Tantallon

