



STAFF REPORT
Board of Police Commissioners

January 2012

SICK LEAVE	3
INJURY LEAVE	2
LONG TERM DISABILITY	5
MATERNITY LEAVE	4
PARENTAL LEAVE	1
UN PEACEKEEPING ASSIGNMENT	1
HAITI ASSIGNMENT	0
OTHER	0



Halifax Regional Police
1975 Gottingen Street
Halifax, Nova Scotia
Canada B3J 2H1

Frank A. Beazley
Chief of Police

Website:
www.police.halifax.ns.ca

Memorandum

Date: February 2, 2012
To: Chief Frank Beazley
From: Sergeant David W. Reynolds
Re: **Traffic Division Update - January 1- 31, 2012**

Our theme for the month of January was "Driving for weather conditions".
Our theme for February will be "Seatbelt & child safety restraints" as well as "crosswalk enforcement".

SOTs issued for the month of January, 2012:

Traffic: 369
Patrol: 1492
Total: 1861

During the month of January, Traffic officers participated in the following events:

1. January 19 – five Traffic members attended the funeral service for former constable and Traffic member Glen Parrott. Four current Traffic officers acted as honorary pall bearers at the request of the family; and
2. during the weeks of January 23-26 and January 30-February 1 all Traffic officers attended Block Training.

Respectfully submitted,

Sgt. David W. Reynolds
NCO i/c Traffic Unit



Halifax Regional Police
 1975 Gottingen Street
 Halifax, Nova Scotia
 Canada B3J 2H1

Frank A. Beazley
 Chief of Police

Web Site:
www.halifax.ca/police

*Leading and
 Partnering
 in our Community
 to Serve and Protect*

Halifax Regional Police - Volunteers

Burnside Watch -	9
Central Citizens on Patrol -	8
East Citizens on Patrol -	16
West Citizens on Patrol -	12
H.R.P. Youth Program -	37
Victim Services -	24
Cops N Kids Youth Leaders	11
Seniors' Home Safety Program-	15
Neighbourhood Watch - Halifax	12 coordinators
Dartmouth	11 coordinators
Bedford	8 coordinators
Total	163 Volunteers

Burnside Watch

The Burnside Watch works to curtail crime in the Burnside Business Park and Dartmouth Crossing.

Citizens on Patrol - Central, East and West Divisions

These volunteers patrol their communities, looking for suspicious activity and alerting police to potential situations.

HRP Youth Program

The program includes youth aged 14 - 19 years and adult leaders 21+. Youth take part in a variety of educational, fun and community service related activities.

Victim Services

This group primarily provides support to victims of crimes or traumatic situations. Victims of domestic violence are the main focus of the unit. These volunteers work with clients over the phone or on-scene during the evening.

Cops N Kids Youth Leaders

These high-school age youth act as mentors for younger children and assist with Cops N Kids camp, as well as subsequent events throughout the school year.

Seniors' Home Safety Program

Volunteers aged 55+, who conduct free home safety checks for their peers, living in private residences, to reduce risk of accidents, injuries and victimization.

Neighbourhood Watch

These volunteers are the eyes and ears for the community. They communicate with their neighbours and police on crime and safety related issues.



**HRM Policing Services
2011 4th Quarter/Year End Statistics**



	4th Qtr 2010	4th Qtr 2011	# Change	% Change	YTD 2010	YTD 2011	# Change	% Change
PERSONS								
Homicide	4	4	0	0.00	11	19	8	72.73
Attempted Murder	2	5	3	150.00	19	32	13	68.42
Robbery	84	75	-9	-10.71	330	344	14	4.24
Assaults	804	772	-32	-3.98	3261	3202	-59	-1.81
All Others	6	6	0	0.00	59	47	-12	-20.34
TOTAL	900	862	-38	-4.22	3680	3644	-36	-0.98
PROPERTY								
Break And Enter	683	473	-210	-30.75	2490	1916	-574	-23.05
Theft Motor Vehicle	197	149	-48	-24.37	608	649	41	6.74
Theft > 5000	35	28	-7	-20.00	124	117	-7	-5.65
Theft < 5000	2035	2109	74	3.64	8056	8101	45	0.56
Have Stolen Goods	521	66	-455	-87.33	1983	836	-1147	-57.84
Frauds	363	290	-73	-20.11	1394	1238	-156	-11.19
TOTAL	3834	3115	-719	-18.75	14655	12857	-1798	-12.27
CRIMINAL OTHER								
Prostitution	11	5	-6	-54.55	65	39	-26	-40.00
Offensive Weapons	77	87	10	12.99	375	366	-9	-2.40
Other Criminal Code	2502	1933	-569	-22.74	10001	8869	-1132	-11.32
TOTAL	2590	2025	-565	-21.81	10441	9274	-1167	-11.18
TOTAL CRIMINAL CODE	7324	6002	-1322	-18.05	28776	25775	-3001	-10.43
FEDERAL								
General	15	13	-2	-13.33	92	65	-27	-29.35
Drugs	312	377	65	20.83	1304	1394	90	6.90
TOTAL	327	390	63	19.27	1396	1459	63	4.51
PROVINCIAL								
General	1879	1667	-212	-11.28	7414	6950	-464	-6.26
Liquor	302	561	259	85.76	1321	2026	705	53.37
Traffic	9901	10516	615	6.21	43942	45891	1949	4.44
TOTAL	12082	12744	662	5.48	52677	54867	2190	4.16
TRAFFIC & COLLISION								
Criminal Code	598	675	77	12.88	2441	2476	35	1.43
Collisions	2331	1577	-754	-32.35	8127	5533	-2594	-31.92
PERSONS								
Fatalities	3	1	-2	-66.67	19	6	-13	-68.42
Injured	307	223	-84	-27.36	1141	814	-327	-28.66



HALIFAX REGIONAL POLICE
Quarterly Interim Statistical Overview
4th Quarter

All HRP Zones	4th Qtr 2010	4th Qtr 2011	# Change	% Change	YTD 2010	YTD 2011	# Change	% Change
PERSONS								
Homicide	3	4	1	33.33	8	14	6	75.00
Attempted Murder	2	4	2	100.00	13	24	11	84.62
Robbery	74	64	-10	-13.51	267	293	26	9.74
Assaults	621	607	-14	-2.25	2530	2494	-36	-1.42
All Others	5	5	0	0.00	49	39	-10	-20.41
TOTAL	705	684	-21	-2.98	2867	2864	-3	-0.10
PROPERTY								
Break And Enter	464	342	-122	-26.29	1742	1346	-396	-22.73
Theft Motor Vehicle	158	115	-43	-27.22	436	499	63	14.45
Theft > 5000	24	18	-6	-25.00	83	81	-2	-2.41
Theft < 5000	1521	1628	107	7.03	5788	6027	239	4.13
Have Stolen Goods	468	48	-420	-89.74	1770	735	-1035	-58.47
Frauds	272	216	-56	-20.59	1059	971	-88	-8.31
TOTAL	2907	2367	-540	-18.58	10878	9659	-1219	-11.21
CRIMINAL OTHER								
Prostitution	10	4	-6	-60.00	61	36	-25	-40.98
Offensive Weapons	42	61	19	45.24	237	249	12	5.06
Other Criminal Code	1841	1454	-387	-21.02	7205	6648	-557	-7.73
TOTAL	1893	1519	-374	-19.76	7503	6933	-570	-7.60
TOTAL CRIMINAL CODE	5505	4570	-935	-16.98	21248	19456	-1792	-8.43
FEDERAL								
General	6	7	1	16.67	51	37	-14	-27.45
Drugs	179	195	16	8.94	710	800	90	12.68
TOTAL	185	202	17	9.19	761	837	76	9.99
PROVINCIAL								
General	1279	1162	-117	-9.15	5055	4850	-205	-4.06
Liquor	288	543	255	88.54	1250	1953	703	56.24
Traffic	7217	7190	-27	-0.37	32592	32747	155	0.48
TOTAL	8784	8895	111	1.26	38897	39550	653	1.68
TRAFFIC & COLLISION								
Criminal Code	436	464	28	6.42	1659	1687	28	1.69
Collisions	1577	1172	-405	-25.68	5533	4145	-1388	-25.09
PERSONS								
Fatalities	1	1	0	0.00	6	4	-2	-33.33
Injured	223	239	16	7.17	814	795	-19	-2.33

HALIFAX REGIONAL POLICE
Quarterly Interim Statistical Overview
4th Quarter

East Division	4th Qtr 2010	4th Qtr 2011	# Change	% Change	YTD 2010	YTD 2011	# Change	% Change
PERSONS								
Homicide	1	2	1	100.00	2	6	4	200.00
Attempted Murder	1	1	0	0.00	5	10	5	100.00
Robbery	33	24	-9	-27.27	113	109	-4	-3.54
Assaults	243	207	-36	-14.81	955	932	-23	-2.41
All Others	3	2	-1	-33.33	21	14	-7	-33.33
TOTAL	281	236	-45	-16.01	1096	1071	-25	-2.28
PROPERTY								
Break And Enter	179	150	-29	-16.20	672	536	-136	-20.24
Theft Motor Vehicle	90	40	-50	-55.56	202	227	25	12.38
Theft > 5000	15	8	-7	-46.67	40	33	-7	-17.50
Theft < 5000	479	545	66	13.78	1945	2205	260	13.37
Have Stolen Goods	154	12	-142	-92.21	637	262	-375	-58.87
Frauds	82	71	-11	-13.41	307	296	-11	-3.58
TOTAL	999	826	-173	-17.32	3803	3559	-244	-6.42
CRIMINAL OTHER								
Prostitution	6	0	-6	-100.00	37	8	-29	-78.38
Offensive Weapons	16	19	3	18.75	86	94	8	9.30
Other Criminal Code	755	550	-205	-27.15	2871	2717	-154	-5.36
TOTAL	777	569	-208	-26.77	2994	2819	-175	-5.85
TOTAL CRIMINAL CODE	2057	1631	-426	-20.71	7893	7449	-444	-5.63
FEDERAL								
General	4	4	0	0.00	22	10	-12	-54.55
Drugs	54	68	14	25.93	219	253	34	15.53
TOTAL	58	72	14	24.14	241	263	22	9.13

HALIFAX REGIONAL POLICE
Quarterly Interim Statistical Overview
4th Quarter

West Division	4th Qtr	4th Qtr	#	%	YTD	YTD	#	%
	2010	2011	Change	Change	2010	2011	Change	Change
PERSONS								
Homicide	1	1	0	0.00	3	4	1	33.33
Attempted Murder	1	1	0	0.00	2	6	4	200.00
Robbery	9	16	7	77.78	41	72	31	75.61
Assaults	163	168	5	3.07	689	646	-43	-6.24
All Others	0	2	2	100.00	13	18	5	38.46
TOTAL	174	188	14	8.05	748	746	-2	-0.27
PROPERTY								
Break And Enter	134	102	-32	-23.88	535	393	-142	-26.54
Theft Motor Vehicle	46	45	-1	-2.17	133	151	18	13.53
Theft > 5000	5	6	1	20.00	23	29	6	26.09
Theft < 5000	441	450	9	2.04	1730	1629	-101	-5.84
Have Stolen Goods	157	17	-140	-89.17	536	196	-340	-63.43
Frauds	81	60	-21	-25.93	336	313	-23	-6.85
TOTAL	864	680	-184	-21.30	3293	2711	-582	-17.67
CRIMINAL OTHER								
Prostitution	0	1	1	100.00	3	7	4	133.33
Offensive Weapons	14	17	3	21.43	70	78	8	11.43
Other Criminal Code	424	321	-103	-24.29	1767	1376	-391	-22.13
TOTAL	438	339	-99	-22.60	1840	1461	-379	-20.60
TOTAL CRIMINAL CODE	1476	1207	-269	-18.22	5881	4918	-963	-16.37
FEDERAL								
General	2	1	-1	-50.00	12	9	-3	-25.00
Drugs	54	52	-2	-3.70	188	218	30	15.96
TOTAL	56	53	-3	-5.36	200	227	27	13.50

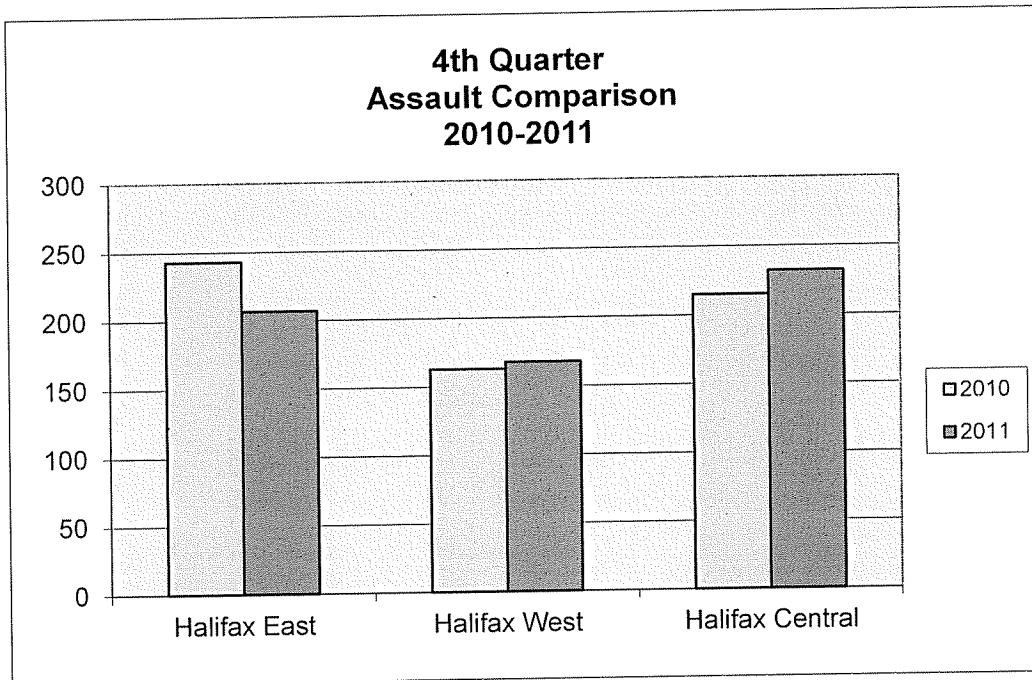
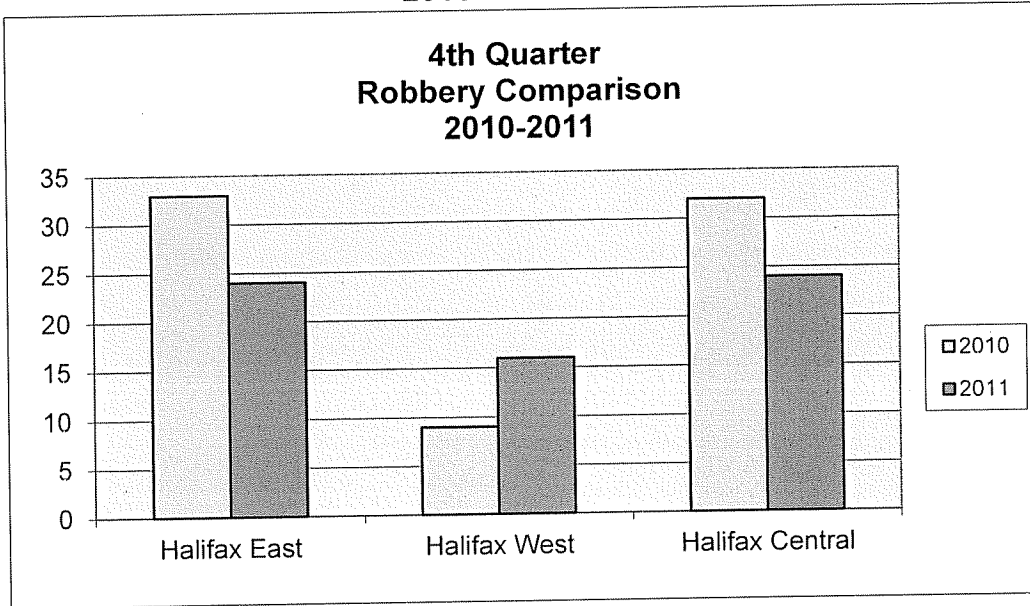
HALIFAX REGIONAL POLICE
Quarterly Interim Statistical Overview
4th Quarter

Central Division	4th Qtr 2010	4th Qtr 2011	# Change	% Change	YTD 2010	YTD 2011	# Change	% Change
PERSONS								
Homicide	1	1	0	0.00	3	4	1	33.33
Attempted Murder	0	2	2	100.00	6	8	2	33.33
Robbery	32	24	-8	-25.00	113	112	-1	-0.88
Assaults	215	232	17	7.91	886	916	30	3.39
All Others	2	1	-1	-50.00	15	7	-8	-53.33
TOTAL	250	260	10	4.00	1023	1047	24	2.35
PROPERTY								
Break And Enter	151	90	-61	-40.40	535	417	-118	-22.06
Theft Motor Vehicle	22	30	8	36.36	101	121	20	19.80
Theft > 5000	4	4	0	0.00	20	19	-1	-5.00
Theft < 5000	601	633	32	5.32	2113	2193	80	3.79
Have Stolen Goods	157	19	-138	-87.90	597	277	-320	-53.60
Frauds	109	85	-24	-22.02	416	362	-54	-12.98
TOTAL	1044	861	-183	-17.53	3782	3389	-393	-10.39
CRIMINAL OTHER								
Prostitution	4	3	-1	-25.00	21	21	0	0.00
Offensive Weapons	12	25	13	108.33	81	77	-4	-4.94
Other Criminal Code	662	583	-79	-11.93	2567	2555	-12	-0.47
TOTAL	678	611	-67	-9.88	2669	2653	-16	-0.60
TOTAL CRIMINAL CODE	1972	1732	-240	-12.17	7474	7089	-385	-5.15
FEDERAL								
General	0	2	2	100.00	17	18	1	5.88
Drugs	71	75	4	5.63	303	329	26	8.58
TOTAL	71	77	6	8.45	320	347	27	8.44

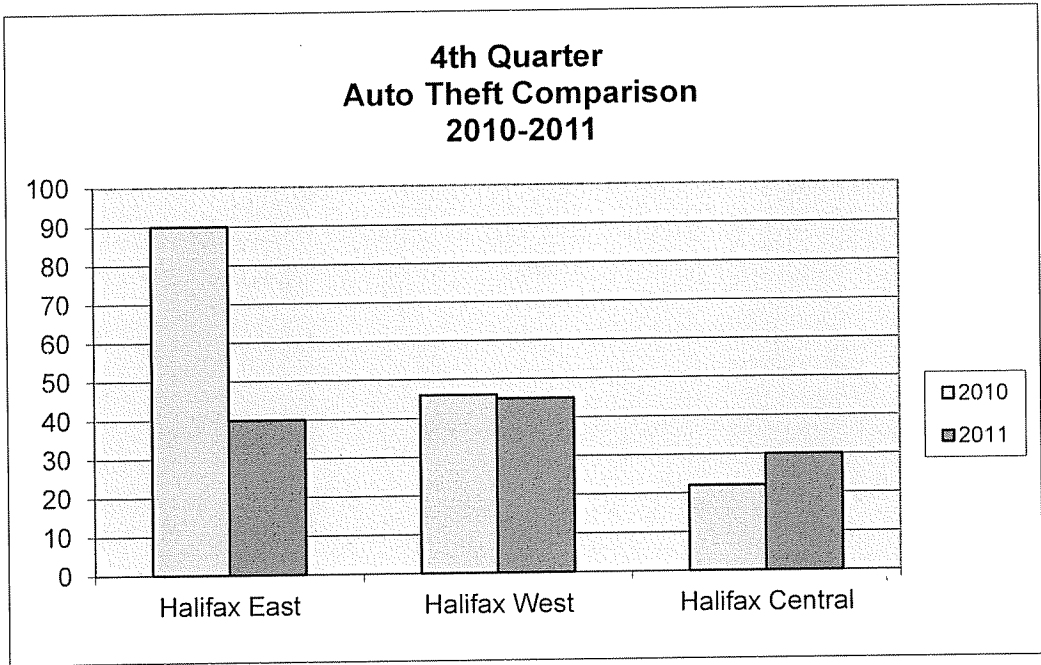
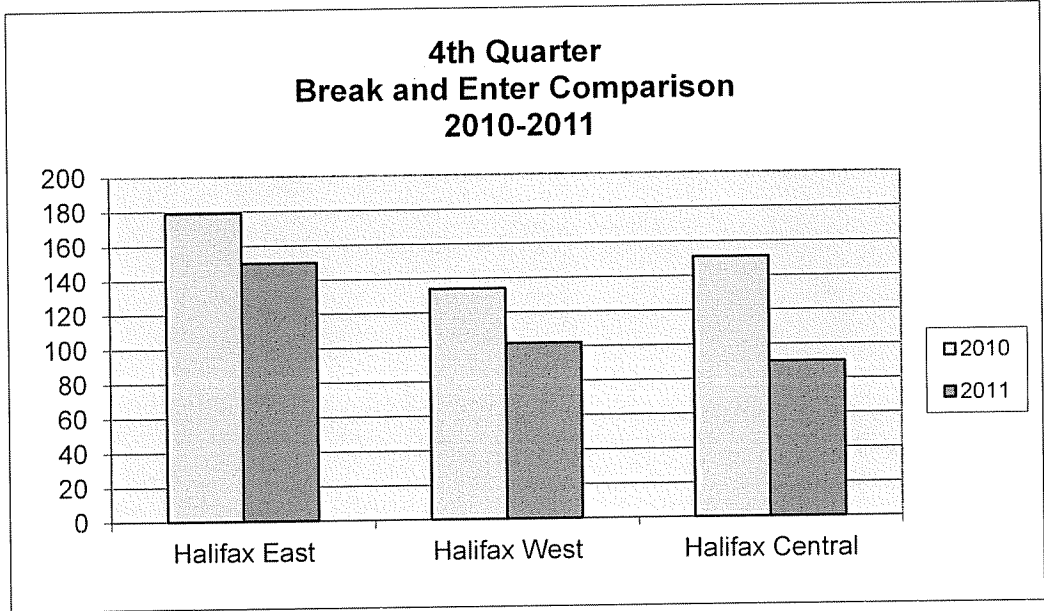
**4th Quarter 2011
Reported Crime Distribution
by Division**

District	Violent	Property	OCC	Total	% of Total
Halifax East	236	826	569	1631	35.69%
Halifax West	188	680	339	1207	26.41%
Halifax Central	260	861	611	1732	37.90%
Total	684	2367	1519	4570	100%


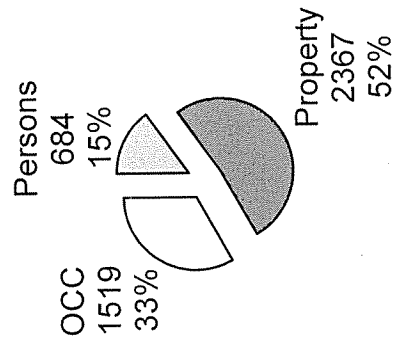
**Crimes Against Persons
4th Quarter Comparison
2010-2011**



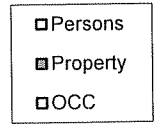
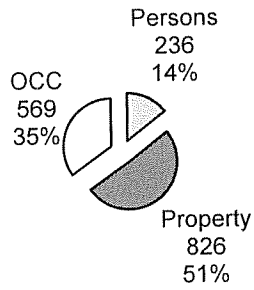
**Crimes Against Property
4th Quarter Comparison
2010-2011**



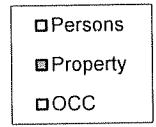
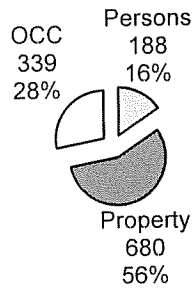
Halifax Regional Police 4th Quarter Regional Stats 2011



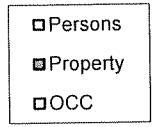
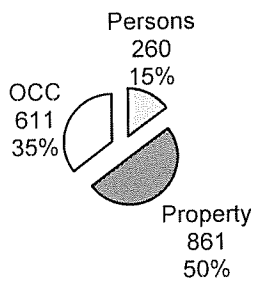
HRP 4th Quarter Stats East



HRP 4th Quarter Stats West



HRP 4th Quarter Stats Central



Halifax Regional Police

Date	Course
Jan 9 to 31, 2012	Block Training
Jan 3 to 6, 2012	Media Relations Training
Jan 16 to 20, 2012	Interview & Interrogation
Jan 17, 18, 20 & 23	Intercept Monitor Course
Jan 30 & 31, 2012	CID Level II Investigation Course
Jan 30 & 31, 2012	Manager Development Program

January 2012		
# Members / Civilians	Hrs Per Day	Total Hours
97 members	8	2216
14 members / 1 civilian	8	480
18 members	8	720
24 members	8	192
12 members	8	192
2 members	8	64
Total Hours - January 2012		3864
Previous Hours of Training		
Total Hours To-Date		3864

