



**Halifax District RCMP
Personnel Report
April, 2012**

Maternity Leave	4
Other	1
Parental	4
Sick Leave	9



Halifax District RCMP

Re: **Traffic Enforcement Update Report - April, 2012**

In addition to partnering with HRM Integrated Traffic Services and RCMP Metro Traffic Services Section in enforcement activity during the month; Halifax District personnel conducted traffic check points in all six districts of HRM policed by the RCMP.

The following is a synopsis of enforcement activities carried out during the month by RCMP personnel:

Suspended / Revoked / Prohibited Drivers 9

Impaired Driving:

Impaired Operation of Motor Vehicle Causing Death	0
Impaired Operation of Motor Vehicle Causing Bodily Harm	0
Impaired Operation of Motor Vehicle (including fifteen pending formal charges)	20
Impaired Operation of Motor Vehicle Suspensions (including 3 - 24hr., 15 - seven day, 5 - fifteen day, 1 - ninety day suspensions)	21

Traffic Stops/Checkpoints:

Number of Traffic Stops	881
Number of Checkpoints	224
Vehicles Checked	16,273
Warnings Issued	85

March, 2012 Summary Offence tickets: 1,218

Type of Training	Total Hours
Advanced Disclosure Course (1 Member)	48
Annual Firearms Qualification (48 Members)	192
Basic Emergency Management Course (6 Members)	96
CBSA Enforcement Presentation (10 Members)	10
Emergency Response Team (4 Members)	128
First Aid (2 Members)	32
HIA Intro Course (1 Member)	4
Incident Command System 200 (6 Members)	96
Operational Skills Maintenance / Incident Management Intervention Instructor (5 Members)	130
Oper. Skills Maintenance / Incident Management Intervention Model Phase 111 (9 Members)	234
Investigation Assessment Child Sexual Abuse - 1 (2 Members)	16
Joint Emergency Operation Center Training (1 Member)	20
Tact Troop Training (6 Members)	240

Total training hours in April 2012

1246 hrs.



HALIFAX DISTRICT RCMP

Victim Services STATISTICS REPORT

April, 2012

OF THE FILES CLOSED:

- ▶ Victims contacted in 28 files
- ▶ Accepted RCMP Victim's assistance (57%)

HIGH RISK DOMESTIC VIOLENCE CASE COORDINATION TOTALS:

Domestic violence files where the victim is at high risk for lethality.

- ▶ Number of new High Risk Files identified - 1

- ▶ Number of DVERS
 - installed - 0
 - removed - 1



Halifax District RCMP

Environmental Scan of 2012 1st Quarter

Total District Criminal Code Offences/Drugs

Total Criminal Code offences in the first quarter of 2012 show a **decrease** of 131 or by - 9.44% compared to the first quarter in 2011.

Drugs for the first quarter of 2012 *increased* by 45 or by 40.18% compared to the first quarter of 2011.

In the first quarter Property offences count for 52% of Total Criminal Code offences, while crimes against Persons account for 14% and Other Criminal Code offences account for 31%.

First Quarter comparison between 2011 and 2012:

Property Crimes

Overall Property Crime **decreased** by 33 or -4.77%.

Stolen Motor Vehicles **decreased** by 5 or 12.82%.

Break and Enters **decreased** by 15 or -11.63%.

Fraud incidents *increased* by 21 or 44.68%.

Violent Crimes

Overall Violent Crime **decreased** by 3 or -1.70%.

Robberies *increased* by 3 or 30%.

Homicides *increased* by 1 or 100%.

Attempted Murders **decreased** by 1 or -33.33%.

Assaults **decreased** by 8 or -4.97%.

Assaults accounted for 88% of reported violent crimes in the first quarter of 2012.

Other Criminal Code

Includes prostitution, gaming/betting, offensive weapons, and other criminal code offences (i.e. arson, property damage, indecent acts, counterfeiting currency etc.)

Offensive Weapons *increased* by 6 in the first quarter of 2012 or by 26.09%.

Prostitution offences remained the same at 1.



Halifax District

Assaults - Break & Enter - Theft Under January - March 2011/12

Assaults

Assaults Level 1 accounted for 60% of the total Assaults in the 1st quarter of 2012 compared to 66% in 2011 and experienced a 12% **decrease** in 2012 over the same period last year.

Assault with a Weapon Causing Bodily Harm accounted for 17% of the total Assaults in 2012 compared to 18% in 2011 and experienced a 10% **decrease** over the same period last year.

All forms of Sexual Assaults combined accounted for 17% of the total Assaults in 2012 compared to 9% in 2011 and experienced a 80% *increase* over the same period last year.

		2011	2012	%
1110-00	MURDER, FIRST DEGREE	0	1	100
1210-00	ATTEMPTED MURDER	3	2	-33
1320-00	SEXUAL ASSAULT - WEAPON/CBH	1	0	-100
1330-00	SEXUAL ASSAULT	11	24	118
1345-00	SEXUAL INTERFERENCE	1	2	100
1350-00	INVITATION TO SEXUAL TOUCHING	1	0	-100
1370-00	LURING A CHILD VIA A COMPUTER	1	1	0
1410-00	AGGRAVATED ASSAULT LEVEL 3	4	0	-100
1420-00	ASSAULT WEAPON, BODILY HARM	29	26	-10
1430-00	ASSAULT LEVEL 1	107	94	-12
1450-00	DISCHARGE FIREARM WITH INTENT	2	0	-100
1455-00	USE FIREARM OR IMITATION	1	0	-100
1457-00	POINT FIREARMS - DANGEROUS USE	0	2	100
1460-10	ASSAULT POLICE OFFICER	1	3	200
1461-00	ASSLT. W/WEAPON CBH POLICE OFFICER	2	0	-100
1470-00	CRIMINAL NEGLIGENCE CAUSE HARM	1	1	0
1515-00	KIDNAPPING	1	0	-100
1516-00	FORCIBLE CONFINEMENT	0	4	100

Robberies

Robberies accounted for 8% of the total Persons Crime in the 1ST quarter of 2012 compared to 6% in 2011 and experienced a 30% *increase* in 2012 over the same period last year.

		2011	2012	%
1610-10	ROBBERY WITH FIREARMS	2	7	250
1610-20	ROBBERY, OTHER OFFENSIVE WEAPON	2	3	50
1610-30	ROBBERY, OTHER TYPES	6	3	-50

Break & Enter

Break & Enter (Residence) accounted for 59% of the total Break & Enters in the 1st quarter of 2012 compared to 58% in 2011 and experienced a 11% **decrease** in 2012 over the same period last year.

Break & Enter (Other) accounted for 27% of the total Break & Enters in the 1st quarter of 2012 compared to 14% in 2011 and experienced a 72% *increase* over the same period last year.

Break & Enter (Business) accounted for 14% of the total Break & Enters in the 1st quarter 2012 compared to 25% in 2011 and experienced a 50% **decrease** in 2012 over the same period last year.

		2011	2012	%
2120-10	BREAK & ENTER (RESIDENCE)	75	67	-11
2120-40	BREAK & ENTER - OTHER	18	31	72
2120-20	BREAK & ENTER (BUSINESS)	32	16	-50
2120-30	BREAK & ENTER - HOME INVASION	2	0	-100
2121-00	BREAK & ENTER - FIREARMS	2	0	-100

Theft Under \$5,000

Theft Under \$5,000 accounted for 67% of the total Theft Under \$5,000 in the 1st quarter 2012 compared to 62% in 2011 and experienced a 2% *increase* in 2012 over the same period last year.

Theft From Motor Vehicle accounted for 32% of the total Theft Under \$5,000 in the 1st quarter 2012 compared to 37% in 2011 and experienced a 18% **decrease** over the same period last year.

Possession of Stolen Goods experienced a 53% **decrease** in the 1st quarter 2012 over the same period last year.

		2011	2012	%
2140-80	THEFT - OTHER - UNDER \$5000	271	276	2
2142-00	THEFT FROM MV <= \$5000	160	131	-18
2150-10	POSSESSION OF STOLEN GOODS	38	18	-53
2140-70	THEFT OF BICYCLE UNDER \$5000	3	5	67



HRM Policing Services
2012 Statistical Overview
1st Quarter



Region	1st Qtr 2011	1st Qtr 2012	# Change	% Change
PERSONS				
Homicide	6	3	-3	-50.00
Attempted Murder	13	10	-3	-23.08
Robbery	79	75	-4	-5.06
Assaults	747	675	-72	-9.64
All Others	13	7	-6	-46.15
TOTAL	858	770	-88	-10.26
PROPERTY				
Break And Enter	420	374	-46	-10.95
Theft Motor Vehicle	149	115	-34	-22.82
Theft > 5000	15	32	17	113.33
Theft < 5000	1447	1825	378	26.12
Have Stolen Goods	439	78	-361	-82.23
Frauds	279	288	9	3.23
TOTAL	2749	2712	-37	-1.35
CRIMINAL OTHER				
Prostitution	11	6	-5	-45.45
Offensive Weapons	66	69	3	4.55
Other Criminal Code	2139	1842	-297	-13.88
TOTAL	2216	1917	-299	-13.49
TOTAL CRIMINAL CODE	5823	5399	-424	-7.28
FEDERAL				
General	16	17	1	6.25
Drugs	275	378	103	37.45
TOTAL	291	395	104	35.74
PROVINCIAL				
General	1710	1625	-85	-4.97
Liquor	294	501	207	70.41
Traffic	11804	12133	329	2.79
TOTAL	13808	14259	451	3.27
TRAFFIC & COLLISION				
Criminal Code	596	561	-35	-5.87
Collisions	2179	2377	198	9.09
PERSONS				
Fatalities	2	1	-1	-50.00
Injured	263	246	-17	-6.46



ROYAL CANADIAN MOUNTED POLICE
REGIONAL MUNICIPALITY OF HALIFAX
1st QUARTER STATISTICAL OVERVIEW

Halifax District	1st Qtr 2011	1st Qtr 2012	# Change	% Change
PERSONS				
Homicide	0	1	1	100.00
Attempted Murder	3	2	-1	-33.33
Robbery	10	13	3	30.00
Assaults	161	153	-8	-4.97
All Others	2	4	2	100.00
TOTAL	176	173	-3	-1.70
PROPERTY				
Break And Enter	129	114	-15	-11.63
Theft Motor Vehicle	39	34	-5	-12.82
Theft > 5000	5	13	8	160.00
Theft < 5000	434	412	-22	-5.07
Have Stolen Goods	38	18	-20	-52.63
Frauds	47	68	21	44.68
TOTAL	692	659	-33	-4.77
CRIMINAL OTHER				
Morals	1	1	0	0.00
Offensive Weapons	23	29	6	26.09
Other Criminal Code	496	395	-101	-20.36
TOTAL	520	425	-95	-18.27
TOTAL CRIMINAL CODE	1388	1257	-131	-9.44
FEDERAL				
General	9	6	-3	-33.33
Drugs	112	157	45	40.18
TOTAL	121	163	42	34.71
PROVINCIAL				
General	536	497	-39	-7.28
Liquor	12	12	0	0.00
Traffic	3069	3568	499	16.26
TOTAL	3617	4077	460	12.72
TRAFFIC & COLLISION				
Criminal Code	152	142	-10	-6.58
Collisions	679	706	27	3.98
PERSONS				
Fatalities	1	1	0	0.00
Injured	97	72	-25	-25.77
Calls Concluded "K"	7467	8115	648	8.68



ROYAL CANADIAN MOUNTED POLICE
REGIONAL MUNICIPALITY OF HALIFAX
1st QUARTER STATISTICAL OVERVIEW

Cole Harbour	1st Qtr 2011	1st Qtr 2012	# Change	% Change
PERSONS				
Homicide	0	1	1	100.00
Attempted Murder	3	1	-2	-66.67
Robbery	4	6	2	50.00
Assaults	45	46	1	2.22
All Others	1	1	0	0.00
TOTAL	53	55	2	3.77
PROPERTY				
Break And Enter	40	31	-9	-22.50
Theft Motor Vehicle	9	6	-3	-33.33
Theft > 5000	1	2	1	100.00
Theft < 5000	154	117	-37	-24.03
Have Stolen Goods	9	2	-7	-77.78
Frauds	19	12	-7	-36.84
TOTAL	232	170	-62	-26.72
CRIMINAL OTHER				
Morals	1	0	-1	-100.00
Offensive Weapons	8	11	3	37.50
Other Criminal Code	168	125	-43	-25.60
TOTAL	177	136	-41	-23.16
TOTAL CRIMINAL CODE	462	361	-101	-21.86
FEDERAL				
General	1	1	0	0.00
Drugs	36	34	-2	-5.56
TOTAL	37	35	-2	-5.41
PROVINCIAL				
General	148	154	6	4.05
Liquor	3	3	0	0.00
Traffic	583	752	169	28.99
TOTAL	734	909	175	23.84
TRAFFIC & COLLISION				
Criminal Code	50	46	-4	-8.00
Collisions	156	141	-15	-9.62
PERSONS				
Fatalities	1	0	-1	-100.00
Injured	21	10	-11	-52.38
Calls Concluded "K"	2138	2015	-123	-5.75



ROYAL CANADIAN MOUNTED POLICE
REGIONAL MUNICIPALITY OF HALIFAX
1st QUARTER STATISTICAL OVERVIEW

Lower Sackville	1st Qtr 2011	1st Qtr 2012	# Change	% Change
PERSONS				
Homicide	0	0	0	0.00
Attempted Murder	0	0	0	0.00
Robbery	4	3	-1	-25.00
Assaults	71	60	-11	-15.49
All Others	0	2	2	100.00
TOTAL	75	65	-10	-13.33
PROPERTY				
Break And Enter	47	45	-2	-4.26
Theft Motor Vehicle	18	15	-3	-16.67
Theft > 5000	1	2	1	100.00
Theft < 5000	209	215	6	2.87
Have Stolen Goods	20	13	-7	-35.00
Frauds	15	28	13	86.67
TOTAL	310	318	8	2.58
CRIMINAL OTHER				
Morals	0	1	1	100.00
Offensive Weapons	7	11	4	57.14
Other Criminal Code	201	156	-45	-22.39
TOTAL	208	168	-40	-19.23
TOTAL CRIMINAL CODE	593	551	-42	-7.08
FEDERAL				
General	8	2	-6	-75.00
Drugs	44	87	43	97.73
TOTAL	52	89	37	71.15
PROVINCIAL				
General	213	178	-35	-16.43
Liquor	6	5	-1	-16.67
Traffic	1783	1937	154	8.64
TOTAL	2002	2120	118	5.89
TRAFFIC & COLLISION				
Criminal Code	56	57	1	1.79
Collisions	315	344	29	9.21
PERSONS				
Fatalities	0	0	0	0.00
Injured	44	34	-10	-22.73
Calls Concluded "K"	2875	3121	246	8.56



ROYAL CANADIAN MOUNTED POLICE
REGIONAL MUNICIPALITY OF HALIFAX
1st QUARTER STATISTICAL OVERVIEW

Musquodoboit Harbour	1st Qtr 2011	1st Qtr 2012	# Change	% Change
PERSONS				
Homicide	0	0	0	0.00
Attempted Murder	0	0	0	0.00
Robbery	1	0	-1	-100.00
Assaults	13	17	4	30.77
All Others	0	0	0	0.00
TOTAL	14	17	3	21.43
PROPERTY				
Break And Enter	5	7	2	40.00
Theft Motor Vehicle	2	5	3	150.00
Theft > 5000	0	4	4	100.00
Theft < 5000	20	23	3	15.00
Have Stolen Goods	3	0	-3	-100.00
Frauds	5	9	4	80.00
TOTAL	35	48	13	37.14
CRIMINAL OTHER				
Morals	0	0	0	0.00
Offensive Weapons	2	0	-2	-100.00
Other Criminal Code	44	31	-13	-29.55
TOTAL	46	31	-15	-32.61
TOTAL CRIMINAL CODE	95	96	1	1.05
FEDERAL				
General	0	2	2	100.00
Drugs	7	2	-5	-71.43
TOTAL	7	4	-3	-42.86
PROVINCIAL				
General	39	51	12	30.77
Liquor	1	0	-1	-100.00
Traffic	67	164	97	144.78
TOTAL	107	215	108	100.93
TRAFFIC & COLLISION				
Criminal Code	8	4	-4	-50.00
Collisions	48	44	-4	-8.33
PERSONS				
Fatalities	0	1	1	100.00
Injured	7	6	-1	-14.29
Calls Concluded "K"	366	564	198	54.10



ROYAL CANADIAN MOUNTED POLICE
REGIONAL MUNICIPALITY OF HALIFAX
1st QUARTER STATISTICAL OVERVIEW

North Central	1st Qtr 2011	1st Qtr 2012	# Change	% Change
PERSONS				
Homicide	0	0	0	0.00
Attempted Murder	0	0	0	0.00
Robbery	0	0	0	0.00
Assaults	4	6	2	50.00
All Others	1	0	-1	-100.00
TOTAL	5	6	1	20.00
PROPERTY				
Break And Enter	3	7	4	133.33
Theft Motor Vehicle	0	1	1	100.00
Theft > 5000	0	0	0	0.00
Theft < 5000	2	2	0	0.00
Have Stolen Goods	1	0	-1	-100.00
Frauds	1	1	0	0.00
TOTAL	7	11	4	57.14
CRIMINAL OTHER				
Morals	0	0	0	0.00
Offensive Weapons	1	1	0	0.00
Other Criminal Code	10	7	-3	-30.00
TOTAL	11	8	-3	-27.27
TOTAL CRIMINAL CODE	23	25	2	8.70
FEDERAL				
General	0	1	1	100.00
Drugs	0	4	4	100.00
TOTAL	0	5	5	0.00
PROVINCIAL				
General	17	10	-7	-41.18
Liquor	0	0	0	0.00
Traffic	3	6	3	100.00
TOTAL	20	16	-4	-20.00
TRAFFIC & COLLISION				
Criminal Code	1	3	2	200.00
Collisions	18	17	-1	-5.56
PERSONS				
Fatalities	0	0	0	0.00
Injured	1	2	1	100.00
Calls Concluded "K"	148	161	13	8.78



ROYAL CANADIAN MOUNTED POLICE
REGIONAL MUNICIPALITY OF HALIFAX
1st QUARTER STATISTICAL OVERVIEW

Sheet Harbour	1st Qtr 2011	1st Qtr 2012	# Change	% Change
PERSONS				
Homicide	0	0	0	0.00
Attempted Murder	0	0	0	0.00
Robbery	0	0	0	0.00
Assaults	5	3	-2	-40.00
All Others	0	0	0	0.00
TOTAL	5	3	-2	-40.00
PROPERTY				
Break And Enter	4	4	0	0.00
Theft Motor Vehicle	1	1	0	0.00
Theft > 5000	0	2	2	100.00
Theft < 5000	3	4	1	33.33
Have Stolen Goods	0	0	0	0.00
Frauds	0	1	1	100.00
TOTAL	8	12	4	50.00
CRIMINAL OTHER				
Morals	0	0	0	0.00
Offensive Weapons	0	0	0	0.00
Other Criminal Code	5	6	1	20.00
TOTAL	5	6	1	20.00
TOTAL CRIMINAL CODE	18	21	3	16.67
FEDERAL				
General	0	0	0	0.00
Drugs	2	3	1	50.00
TOTAL	2	3	1	50.00
PROVINCIAL				
General	18	10	-8	-44.44
Liquor	0	0	0	0.00
Traffic	7	13	6	85.71
TOTAL	25	23	-2	-8.00
TRAFFIC & COLLISION				
Criminal Code	3	1	-2	-66.67
Collisions	14	9	-5	-35.71
PERSONS				
Fatalities	0	0	0	0.00
Injured	1	4	3	300.00
Calls Concluded "K"	99	182	83	83.84



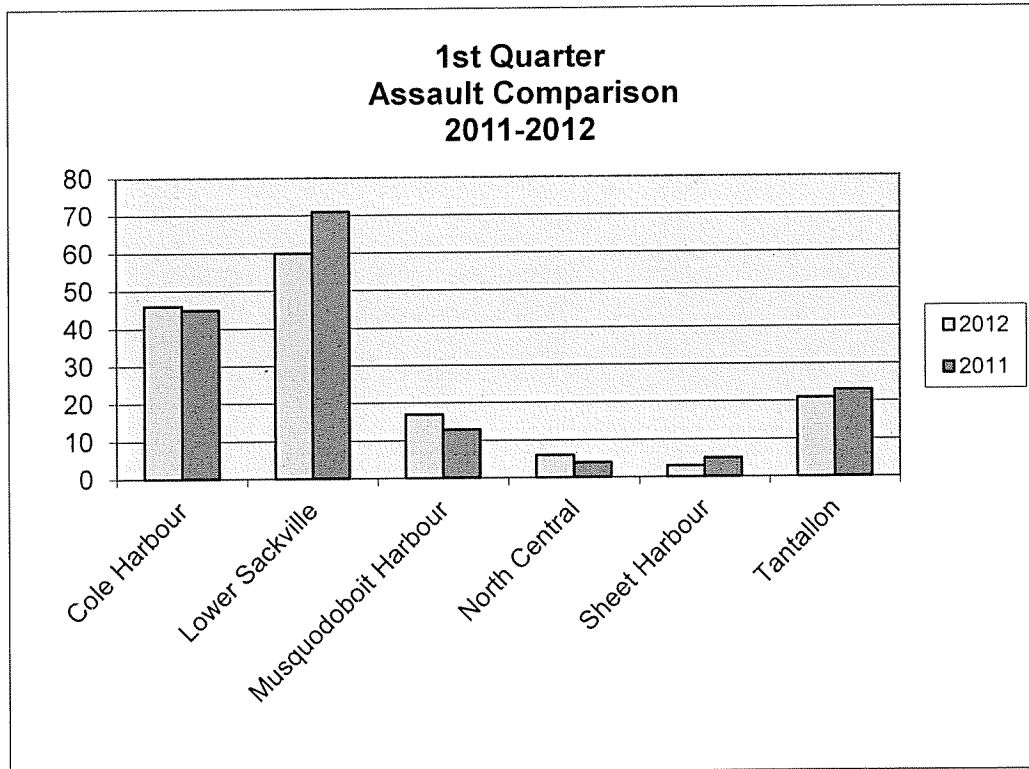
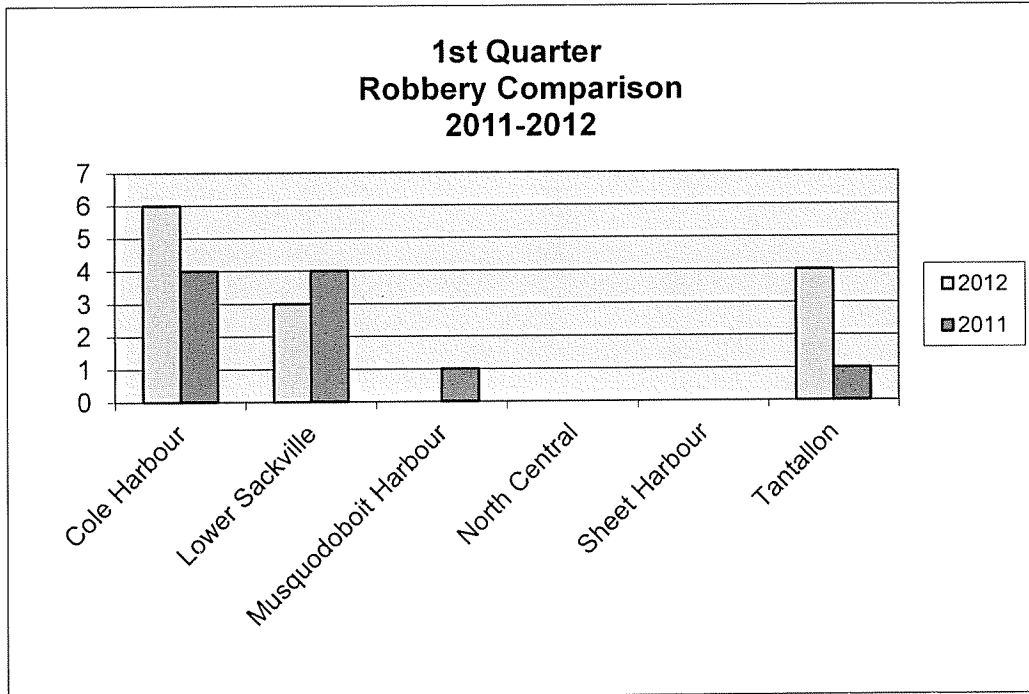
ROYAL CANADIAN MOUNTED POLICE
REGIONAL MUNICIPALITY OF HALIFAX
1st QUARTER STATISTICAL OVERVIEW

Tantallon	1st Qtr 2011	1st Qtr 2012	# Change	% Change
PERSONS				
Homicide	0	0	0	0.00
Attempted Murder	0	1	1	100.00
Robbery	1	4	3	300.00
Assaults	23	21	-2	-8.70
All Others	0	1	1	100.00
TOTAL	24	27	3	12.50
PROPERTY				
Break And Enter	30	20	-10	-33.33
Theft Motor Vehicle	9	6	-3	-33.33
Theft > 5000	3	3	0	0.00
Theft < 5000	46	51	5	10.87
Have Stolen Goods	5	3	-2	-40.00
Frauds	7	17	10	142.86
TOTAL	100	100	0	0.00
CRIMINAL OTHER				
Morals	0	0	0	0.00
Offensive Weapons	5	6	1	20.00
Other Criminal Code	68	70	2	2.94
TOTAL	73	76	3	4.11
TOTAL CRIMINAL CODE	197	203	6	3.05
FEDERAL				
General	0	0	0	0.00
Drugs	23	27	4	17.39
TOTAL	23	27	4	17.39
PROVINCIAL				
General	101	94	-7	-6.93
Liquor	2	4	2	100.00
Traffic	626	696	70	11.18
TOTAL	729	794	65	8.92
TRAFFIC & COLLISION				
Criminal Code	34	31	-3	-8.82
Collisions	128	151	-23	17.97
PERSONS				
Fatalities	0	0	0	0.00
Injured	23	16	7	-30.43
Calls Concluded "K"	1841	2072	-231	12.55

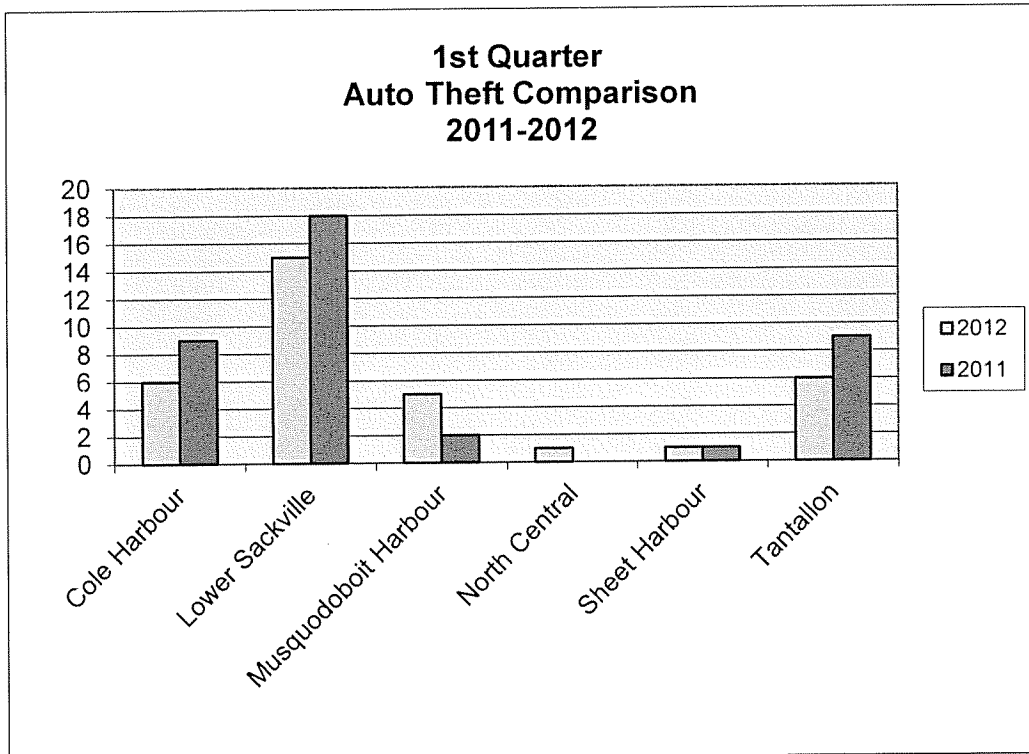
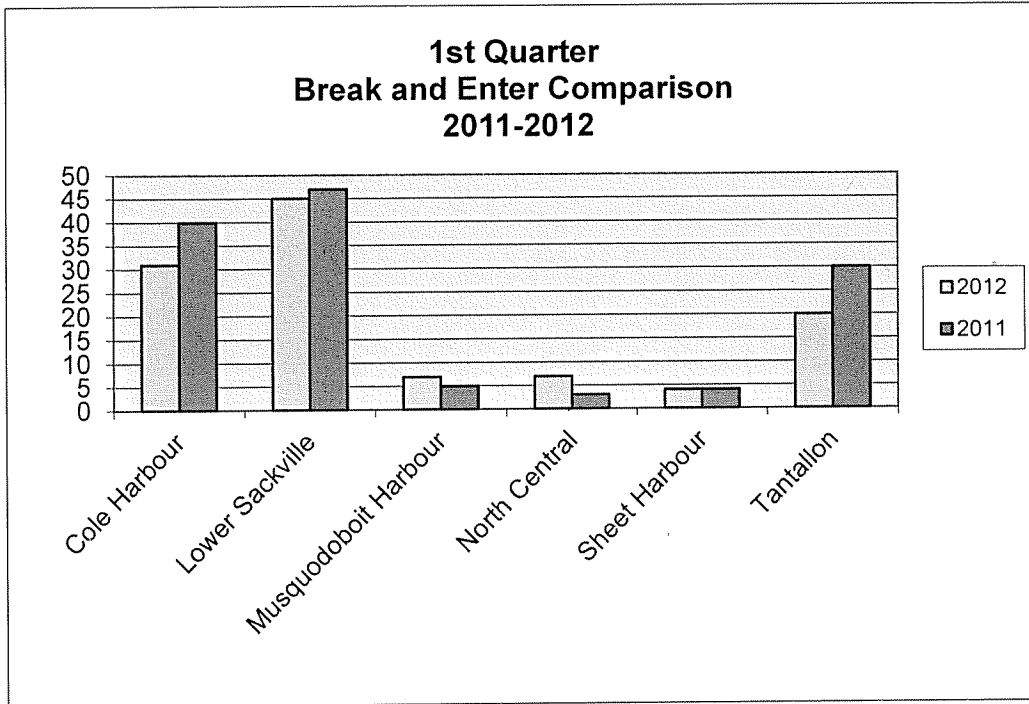
**1st Quarter 2012
Reported Crime Distribution
by District**

District	Violent	Property	OCC	Total	% of Total
Cole Harbour	55	170	136	361	28.72%
Lower Sackville	65	318	168	551	43.83%
Musquodoboit Harbour	17	48	31	96	7.64%
North Central	6	11	8	25	1.99%
Sheet Harbour	3	12	6	21	1.67%
Tantallon	27	100	76	203	16.15%
	173	659	425	1257	100%

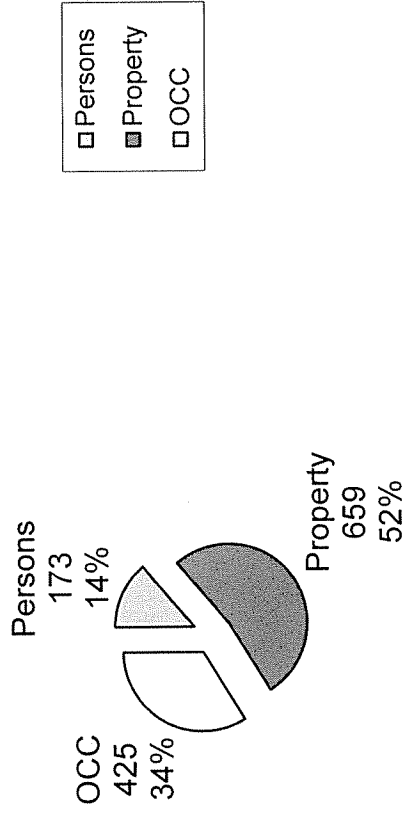
Crimes Against Persons 1st Quarter Comparison




Crimes Against Property 1st Quarter Comparison



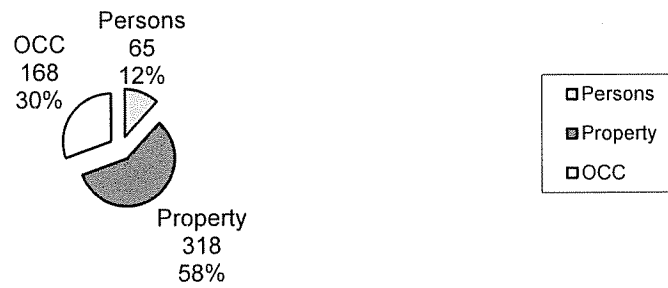
RCMP Halifax District 2012 1st Quarter Stats



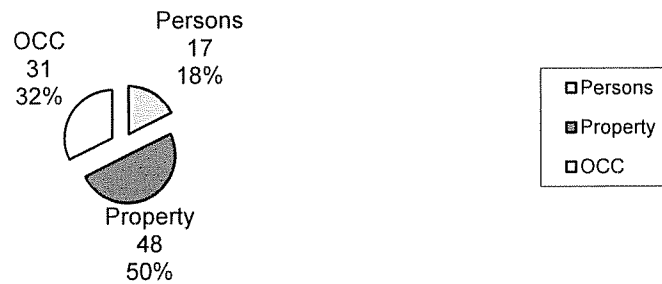
RCMP Halifax District 1st Quarter Stats Cole Harbour



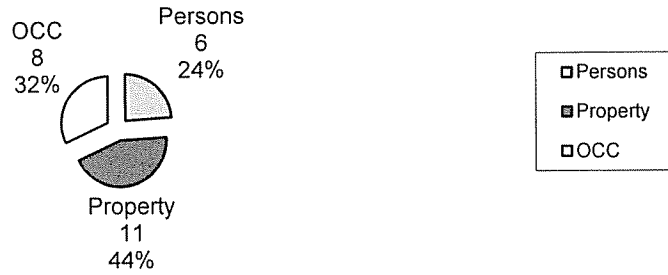
RCMP Halifax District 1st Quarter Stats Lower Sackville



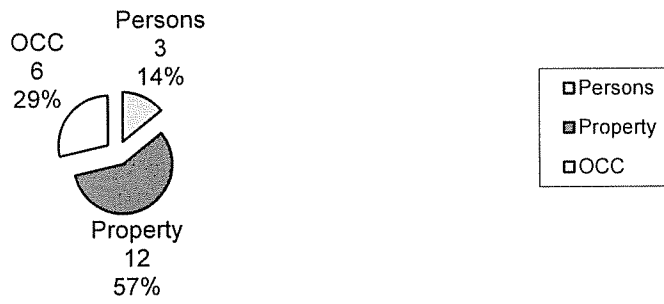
RCMP Halifax District 1st Quarter Stats Musquodoboit Harbour



RCMP Halifax District 1st Quarter Stats North Central



RCMP Halifax District 1st Quarter Stats Sheet Harbour



RCMP Halifax District 1st Quarter Tantallon

