



STAFF REPORT
Board of Police Commissioners

April 2012

SICK LEAVE	5
INJURY LEAVE	2
LONG TERM DISABILITY	3
MATERNITY LEAVE	2
PARENTAL LEAVE	0
UN PEACEKEEPING ASSIGNMENT	1
HAITI ASSIGNMENT	0
OTHER	0



Halifax Regional Police
1975 Gottingen Street
Halifax, Nova Scotia
Canada B3J 2H1

Frank A. Beazley
Chief of Police

Web Site:
www.halifax.ca/police

*Leading and
Partnering
in our Community
to Serve and Protect*

Halifax Regional Police - Volunteers

Burnside Watch -	8
Central Citizens on Patrol -	8
East Citizens on Patrol -	16
West Citizens on Patrol -	10
H.R.P. Youth Program -	37
Victim Services -	17
Cops N Kids Youth Leaders	11
Seniors' Home Safety Program-	15
Neighbourhood Watch - Halifax	12 coordinators
Dartmouth	11 coordinators
Bedford	8 coordinators
Total	153 Volunteers

Burnside Watch

The Burnside Watch works to curtail crime in the Burnside Business Park and Dartmouth Crossing.

Citizens on Patrol - Central, East and West Divisions

These volunteers patrol their communities, looking for suspicious activity and alerting police to potential situations.

HRP Youth Program

The program includes youth aged 14 - 19 years and adult leaders 21+. Youth take part in a variety of educational, fun and community service related activities.

Victim Services

This group primarily provides support to victims of crimes or traumatic situations. Victims of domestic violence are the main focus of the unit. These volunteers work with clients over the phone or on-scene during the evening.

Cops N Kids Youth Leaders


These high-school age youth act as mentors for younger children and assist with Cops N Kids camp, as well as subsequent events throughout the school year.

Seniors' Home Safety Program

Volunteers aged 55+, who conduct free home safety checks for their peers, living in private residences, to reduce risk of accidents, injuries and victimization.

Neighbourhood Watch

These volunteers are the eyes and ears for the community. They communicate with their neighbours and police on crime and safety related issues.



Halifax Regional Police
1975 Gottingen Street
Halifax, Nova Scotia
Canada B3J 2H1

Frank A. Beazley
Chief of Police

Website:
www.police.halifax.ns.ca

Memorandum

Date: 2 May 2012
To: Chief Frank Beazley
From: Sergeant David W Reynolds
Re: **Traffic Division Update – April 1-30, 2012**

Traffic monthly theme for April was "Driver Distraction and Cell Phone Use".
During the month of April, 139 SOTs were issued for cell phone use.

SOTs issued for the month of March, 2012:

Traffic:	876
Patrol:	438
Total:	1,314

2012 Yearly total Traffic:	3,124
2012 Yearly total Patrol:	7,619
Total:	10,743

Our theme for the month of May will be "Bicycle and Motorcycle Safety".

During the month of April, Traffic officers continued to work with E-Ticketing in order to work the bugs out of the system. By the end of the month, most officers report that the new method is generally working flawlessly. STIU continues to work with us to create shortcuts to speed up the roadside process. Also, HRP received four new Victory Police Motorcycles to add to the fleet. They are expected to be in full service during the first week of May.

Deputy Chief Moore has indicated that he is interested in having two motorcycles delivered to STIU so they can make efforts to outfit them with E-Ticketing features as well.

Respectfully submitted,

Sergeant David W Reynolds
NCO i/c Traffic Unit

Halifax Regional Police

Date	Course
April 1 - 30, 2012	Block Training
April 11 & 12, 2012	Basic Emergency Management Course
April 13, 2012	Lidar Training
April 16 - 20, 2012	CPC - Crisis Negotiator - Refresher Course
April 17 - 20, 2012	COLT Operator Instructor Course - Tactical Rifle Marksmanship
April 17 - 26, 2012	CPC - Major Case Management Course

April 2012		
# Members / Civilians	Hrs Per Day	Total Hours
133 members	8	3072
8 members	8	128
5 members	8	40
1 member	8	40
3 members	8	240
1 member	8	80
Total Hours - April 2012		3600
Previous Hours of Training		9434
Total Hours To-Date		13034

**HRM Policing Services
Environmental Scan of Preliminary Crime Statistics
1st Quarter 2012**

Total HRM Criminal Code Offences/Drugs

Total Criminal Code offences reported in the first quarter of 2012 show a decrease of 424 reported offences or a % of change = -7.28 % compared to the first quarter of 2011. Drugs for first quarter 2012 show an increase of 103 offences or a % of change = +37.45 % compared to first quarter 2011.

Property offences account for 50% of reported C.C.C. offences, while crimes against persons account for 14% and other criminal code offences account for 34%.

Property Crimes

Property crime shows a decrease of -37 reported offences or -1.35% of change.

Stolen motor vehicles decreased by -34 offences or a % of change = -22.82%.

Break and Enters decreased by -46 offences or a % of change = -10.95%.

Fraud decreased by -9 offences or a % of change = -3.23%.

Violent Crimes

Violent crimes has experienced a decrease in the first quarter of 2012 compared to 2011 by -88 offences or a % of change = -10.26%.

Robberies decreased by -4 offences or a % of change = -5.06%.

Homicides decreased by -3 incidents in 2012 compared to 6 in the first quarter of 2011 .

Attempt murders decreased by -3 offences, going from 13 in 2011 to 10 in 2012.

Assaults decreased by -72 offences or % of change = -9.64%. Assaults account for 87.6% of violent crimes in the first quarter of 2012.

Other Criminal Code

Includes prostitution, gaming/betting, offensive weapons, and other criminal code offences (arson, property damage, indecent acts, counterfeiting, etc). Counterfeiting offences have decreased by -4 in the first quarter of 2012 over 2011, and wilful damage under \$5000 has decreased by -61 offences in 2012.

Prostitution offences decreased by -5 offences in the first quarter of 2012 over 2011.

Please note offences such as drug and prostitution are sensitive to directed enforcement and detection.

Fail to Appear and bail violations have increased by 70 offences in the first quarter of 2012.



HALIFAX REGIONAL POLICE
Quarterly Statistical Overview
1st Quarter

Halifax Zones	1st Qtr 2011	1st Qtr 2012	# Change	% Change
PERSONS				
Homicide	6	2	-4	-66.67
Attempted Murder	10	8	-2	-20.00
Robbery	69	62	-7	-10.14
Assaults	587	522	-65	-11.07
All Others	11	3	-8	-72.73
TOTAL	683	597	-86	-12.59
PROPERTY				
Break And Enter	291	260	-31	-10.65
Theft Motor Vehicle	110	81	-29	-26.36
Theft > 5000	10	19	9	90.00
Theft < 5000	1013	1413	400	39.49
Have Stolen Goods	439	60	-379	-86.33
Frauds	232	220	-12	-5.17
TOTAL	2095	2053	-42	-2.00
CRIMINAL OTHER				
Prostitution	10	5	-5	-50.00
Offensive Weapons	43	40	-3	-6.98
Other Criminal Code	1643	1447	-196	-11.93
TOTAL	1696	1492	-204	-12.03
TOTAL CRIMINAL CODE	4474	4142	-332	-7.42
FEDERAL				
General	7	11	4	57.14
Drugs	163	221	58	35.58
TOTAL	170	232	62	36.47
PROVINCIAL				
General	1174	1128	-46	-3.92
Liquor	282	489	207	73.40
Traffic	8735	8565	-170	-1.95
TOTAL	10191	10182	-9	-0.09
TRAFFIC & COLLISION				
Criminal Code	444	419	-25	-5.63
Collisions	1500	1671	171	11.40
PERSONS				
Fatalities	1	0	-1	-100.00
Injured	166	174	8	4.82

HALIFAX REGIONAL POLICE
Quarterly Statistical Overview
1st Quarter

East Division	1st Qtr 2011	1st Qtr 2012	# Change	% Change
PERSONS				
Homicide	2	1	-1	-50.00
Attempted Murder	4	5	1	25.00
Robbery	23	28	5	21.74
Assaults	226	188	-38	-16.81
All Others	2	1	-1	-50.00
TOTAL	257	223	-34	-13.23
PROPERTY				
Break And Enter	93	101	8	8.60
Theft Motor Vehicle	56	30	-26	-46.43
Theft > 5000	2	9	7	350.00
Theft < 5000	401	499	98	24.44
Have Stolen Goods	166	18	-148	-89.16
Frauds	74	90	16	21.62
TOTAL	792	747	-45	-5.68
CRIMINAL OTHER				
Prostitution	4	2	-2	-50.00
Offensive Weapons	16	11	-5	-31.25
Other Criminal Code	687	576	-111	-16.16
TOTAL	707	589	-118	-16.69
TOTAL CRIMINAL CODE	1756	1559	-197	-11.22
FEDERAL				
General	2	3	1	50.00
Drugs	51	73	22	43.14
TOTAL	53	76	23	43.40

HALIFAX REGIONAL POLICE
Quarterly Statistical Overview
1st Quarter

West Division	1st Qtr 2011	1st Qtr 2012	# Change	% Change
PERSONS				
Homicide	3	1	-2	-66.67
Attempted Murder	2	1	-1	-50.00
Robbery	20	11	-9	-45.00
Assaults	139	143	4	2.88
All Others	8	1	-7	-87.50
TOTAL	172	157	-15	-8.72
PROPERTY				
Break And Enter	81	82	1	1.23
Theft Motor Vehicle	30	36	6	20.00
Theft > 5000	7	5	-2	-28.57
Theft < 5000	292	425	133	45.55
Have Stolen Goods	112	11	-101	-90.18
Frauds	76	67	-9	-11.84
TOTAL	598	626	28	4.68
CRIMINAL OTHER				
Prostitution	2	0	-2	-100.00
Offensive Weapons	16	16	0	0.00
Other Criminal Code	315	312	-3	-0.95
TOTAL	333	328	-5	-1.50
TOTAL CRIMINAL CODE	1103	1111	8	0.73
FEDERAL				
General	0	2	2	100.00
Drugs	42	59	17	40.48
TOTAL	42	61	19	45.24

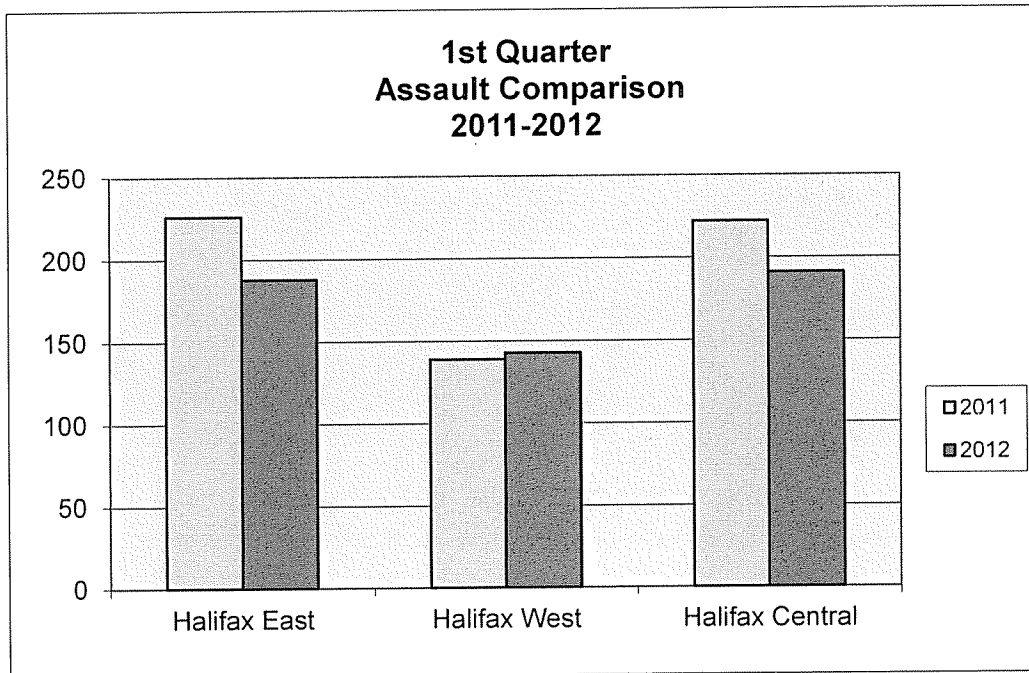
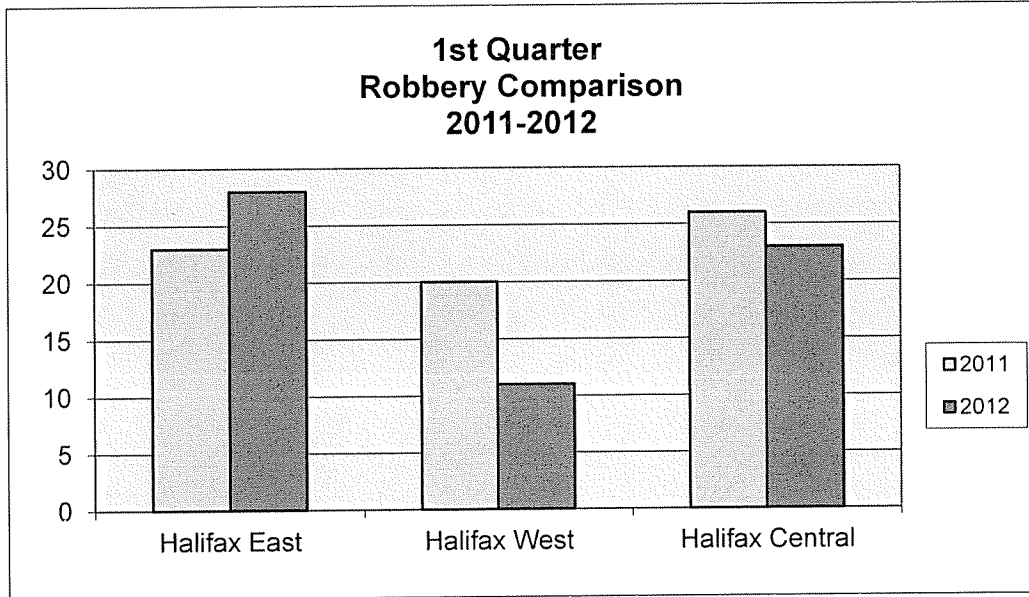
HALIFAX REGIONAL POLICE
Quarterly Statistical Overview
1st Quarter

Central Division	1st Qtr 2011	1st Qtr 2012	# Change	% Change
PERSONS				
Homicide	1	0	-1	-100.00
Attempted Murder	4	2	-2	-50.00
Robbery	26	23	-3	-11.54
Assaults	222	191	-31	-13.96
All Others	1	1	0	0.00
TOTAL	254	217	-37	-14.57
PROPERTY				
Break And Enter	117	77	-40	-34.19
Theft Motor Vehicle	24	15	-9	-37.50
Theft > 5000	1	5	4	400.00
Theft < 5000	320	489	169	52.81
Have Stolen Goods	161	31	-130	-80.75
Frauds	82	63	-19	-23.17
TOTAL	705	680	-25	-3.55
CRIMINAL OTHER				
Prostitution	4	3	-1	-25.00
Offensive Weapons	11	13	2	18.18
Other Criminal Code	641	559	-82	-12.79
TOTAL	656	575	-81	-12.35
TOTAL CRIMINAL CODE	1615	1472	-143	-8.85
FEDERAL				
General	5	6	1	20.00
Drugs	70	89	19	27.14
TOTAL	75	95	20	26.67

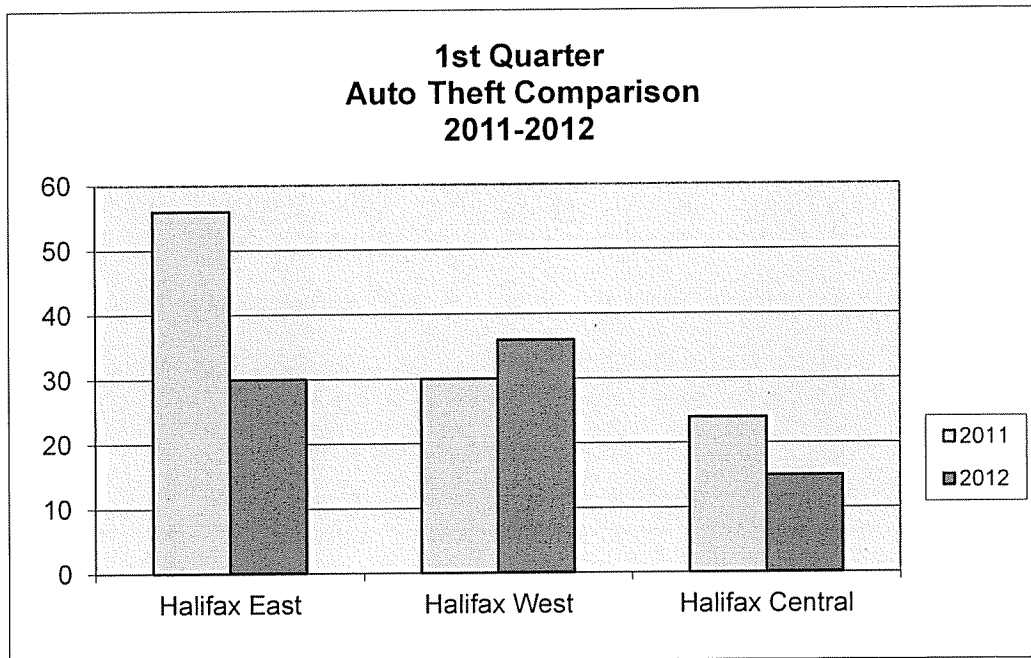
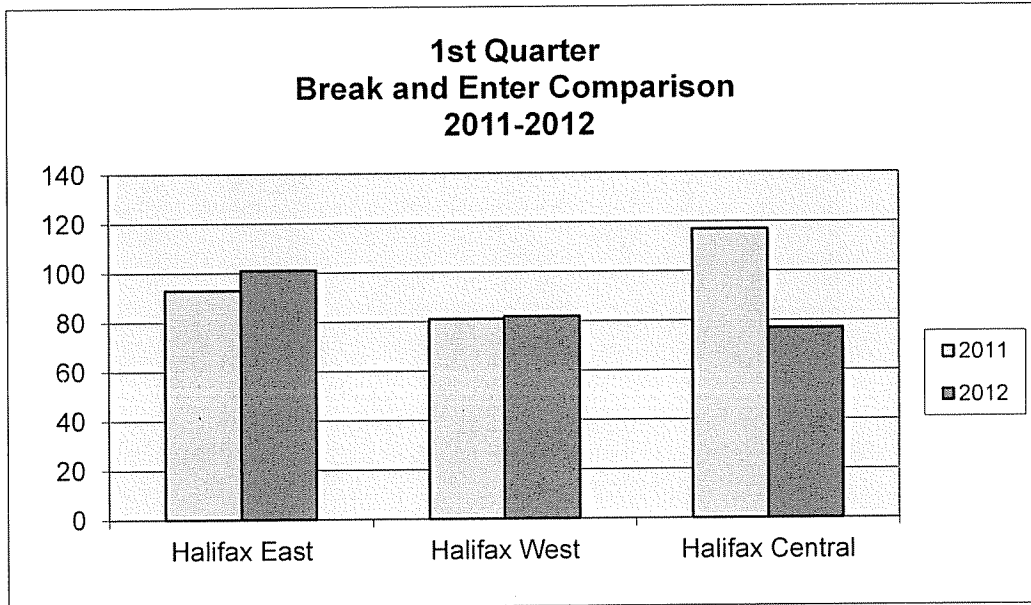
**1st Quarter 2012
Reported Crime Distribution
by Division**

District	Violent	Property	OCC	Total	% of Total
Halifax East	223	747	589	1559	37.64%
Halifax West	157	626	328	1111	26.82%
Halifax Central	217	680	575	1472	35.54%
Total	597	2053	1492	4142	100%


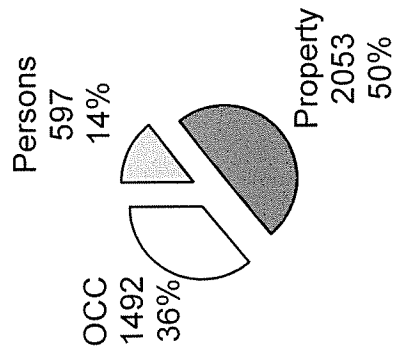
Crimes Against Persons 1st Quarter Comparison




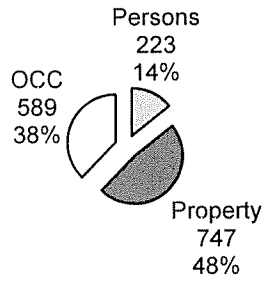
**Crimes Against Property
1st Quarter Comparison**




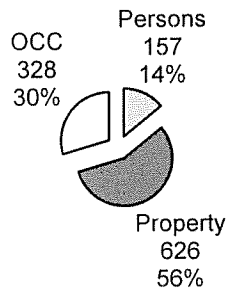
Halifax Regional Police 1st Quarter Regional Stats 2012



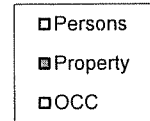
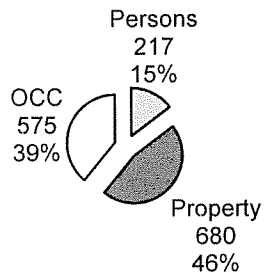
HRP 1st Quarter Stats East



HRP 1st Quarter Stats West



HRP 1st Quarter Stats Central





HRM Policing Services
2012 Statistical Overview
1st Quarter



Region	1st Qtr 2011	1st Qtr 2012	# Change	% Change
PERSONS				
Homicide	6	3	-3	-50.00
Attempted Murder	13	10	-3	-23.08
Robbery	79	75	-4	-5.06
Assaults	747	675	-72	-9.64
All Others	13	7	-6	-46.15
TOTAL	858	770	-88	-10.26
PROPERTY				
Break And Enter	420	374	-46	-10.95
Theft Motor Vehicle	149	115	-34	-22.82
Theft > 5000	15	32	17	113.33
Theft < 5000	1447	1825	378	26.12
Have Stolen Goods	439	78	-361	-82.23
Frauds	279	288	9	3.23
TOTAL	2749	2712	-37	-1.35
CRIMINAL OTHER				
Prostitution	11	6	-5	-45.45
Offensive Weapons	66	69	3	4.55
Other Criminal Code	2139	1842	-297	-13.88
TOTAL	2216	1917	-299	-13.49
TOTAL CRIMINAL CODE	5823	5399	-424	-7.28
FEDERAL				
General	16	17	1	6.25
Drugs	275	378	103	37.45
TOTAL	291	395	104	35.74
PROVINCIAL				
General	1710	1625	-85	-4.97
Liquor	294	501	207	70.41
Traffic	11804	12133	329	2.79
TOTAL	13808	14259	451	3.27
TRAFFIC & COLLISION				
Criminal Code	596	561	-35	-5.87
Collisions	2179	2377	198	9.09
PERSONS				
Fatalities	2	1	-1	-50.00
Injured	263	246	-17	-6.46