



Budgetary Overview

As of February 3, 2015, compensation should be at approx. 81.99 percent, while revenue and all other expenses should be at approx. 80.08 per cent.

- Revenue – 81.87 per cent.
• Compensation overall (including overtime) – 78.71 per cent.
• Overtime – 92.39 per cent.
• All other expenses – 91.71 per cent.
• Net Budget overall – 79.48 per cent.

Upcoming Events

LEOSH Forum

Halifax Regional Police and Halifax District RCMP will welcome delegates from across Canada to the 13th Annual National Law Enforcement Occupational Safety and Health (LEOSH) Forum, being held in Halifax from June 24-26, 2015.

The forum presents an opportunity for over 100 delegates from law enforcement and public safety agencies to share information and best practices and learn from each other's experiences in the area of occupational health and safety.

The National Law Enforcement Occupational Safety and Health (LEOSH) Association was established in 2005. Its mandate is to promote and support the sharing of information and best occupational health and safety practices among law-enforcement agencies across Canada. Visit www.leosh.org for more information.

Nova Scotia's Medal of Bravery

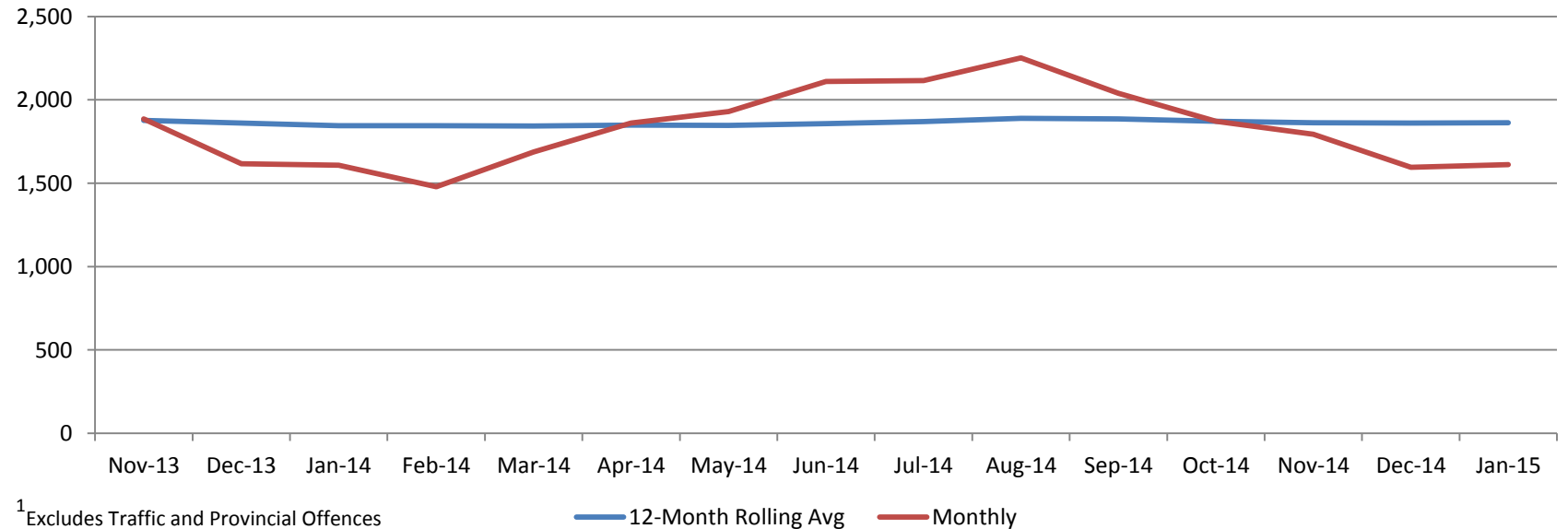
Nominations are now open for Nova Scotia's Medal of Bravery which recognizes citizens who have gone above and beyond, risking their lives protecting the life or property of others.

Nomination forms are available at Access Nova Scotia centres, offices of members of the legislative assembly and at www.novascotia.ca/bravery. The deadline for nominations is May 1.

Only acts of bravery that occurred on or after Jan. 1, 2007, will be considered under the Nova Scotia Medal of Bravery Act. This is the eighth year for the award.

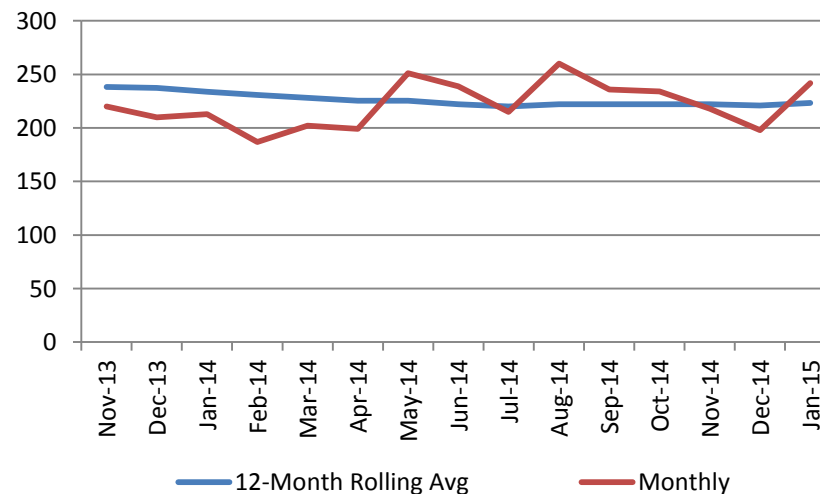
Crime Trends – HRM Wide

Total Crime - General Occurrences (HRM)1

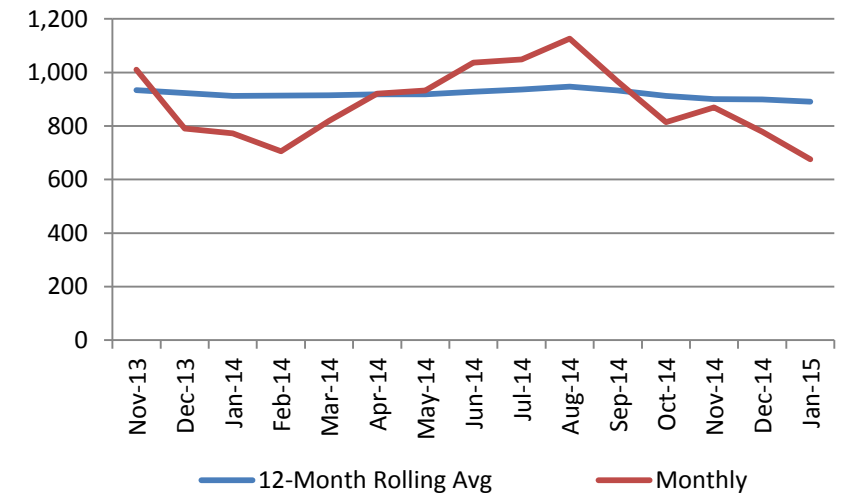


1 Excludes Traffic and Provincial Offences

Crime Against Persons - General Occurrences (HRM)



Crime Against Property - General Occurrences (HRM)



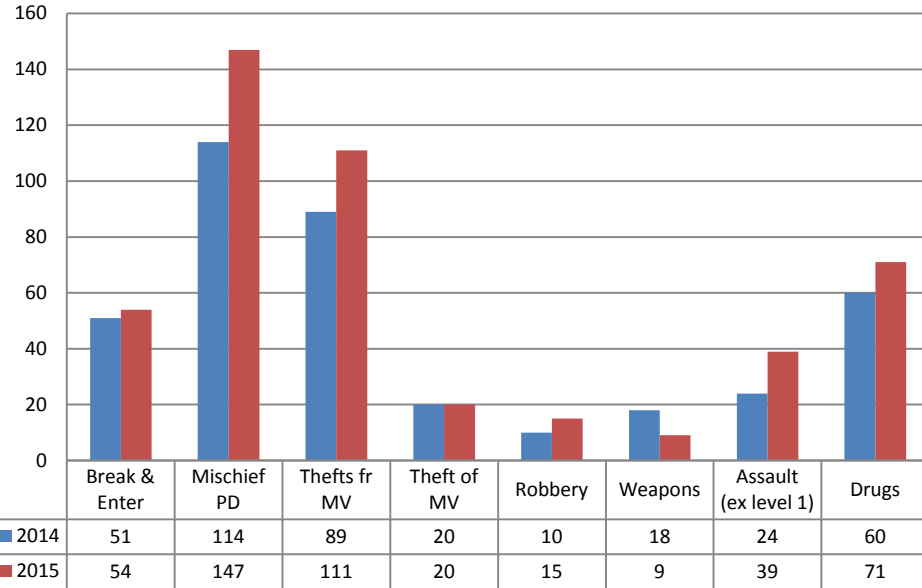
* Above charts represent primary offences.



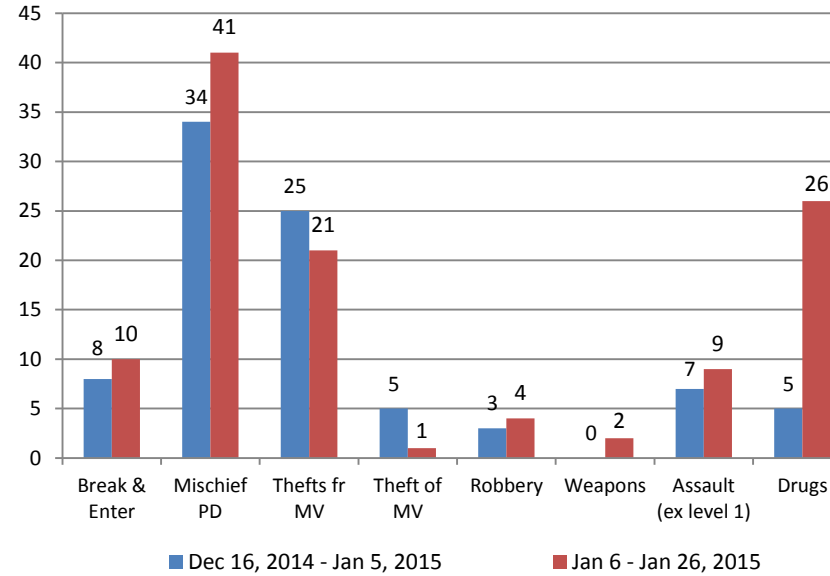
Comstat Incidents - HRP

Comstat Overview

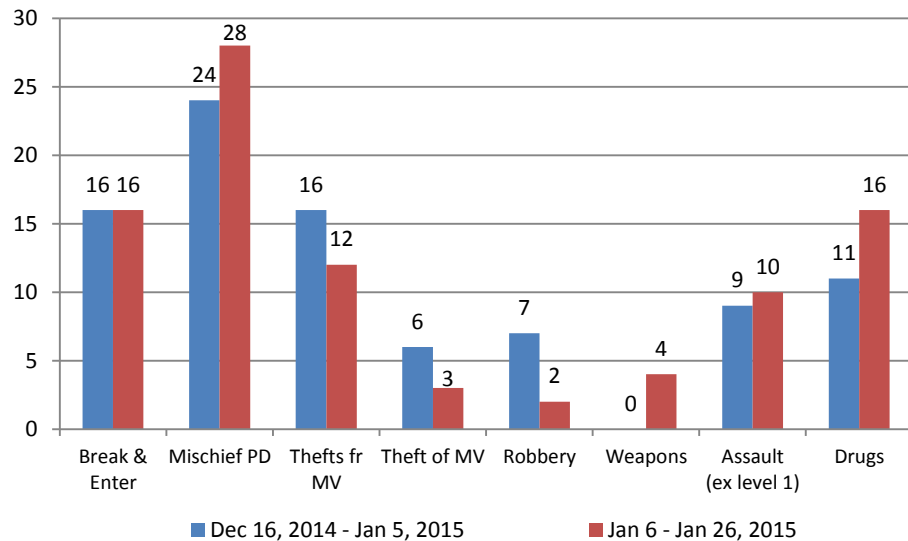
HRP Comstat - General Occurrences (Jan. 1 to Jan. 31)



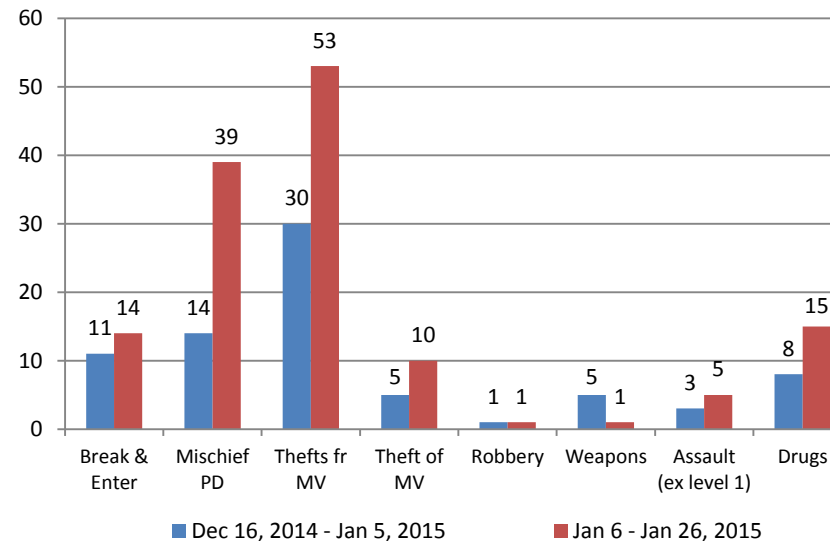
Central Division - Comstat General Occurrences



East Division - Comstat General Occurrences



West Division - Comstat General Occurrences



Comstat incidents comprise break and enters, mischief property damage, thefts from vehicles, thefts of vehicles, robbery, weapon-related offences, assault causing bodily harm, assault with a weapon, aggravated assault and drug-related offences.

Central Division

The most recent Comstat period saw a notable increase in drug-related incidents which is a result of increased proactive work by officers over the past three weeks. There was an increase noted in mischief-related incidents with several incidents of graffiti throughout Central Division, as well as a rash of vehicles having their tires slashed in the Chebucto Road area. Theft from motor vehicle incidents declined slightly and a suspect was charged during this period for several related incidents over the past few months of thefts from vehicles at area parks including Point Pleasant Park. The proactive area of focus for this period will be in the Uptown area.

East Division

Overall, East Division saw a decrease of 3 incidents or 3.85% in total persons /property offences. This decrease is mainly attributed a decrease in robbery, theft from motor vehicle and theft of motor vehicle offences throughout the division. Charges were laid in relation to a commercial break and enter in the Burnside area that was also linked to a break and enter in the Bayers Lake area in West Division. Charges were also laid in relation to a robbery in north-end Dartmouth.

West Division

West Division saw an increase in property-related crimes this period. The majority of the increase came from thefts from motor vehicles and property damage (smashed car windows); however, on January 17, a suspect known for this behaviour was apprehended and incidents have since decreased. Proactive work will focus on mischief/property damage and thefts from motor vehicles in the Fairview/Clayton Park area.

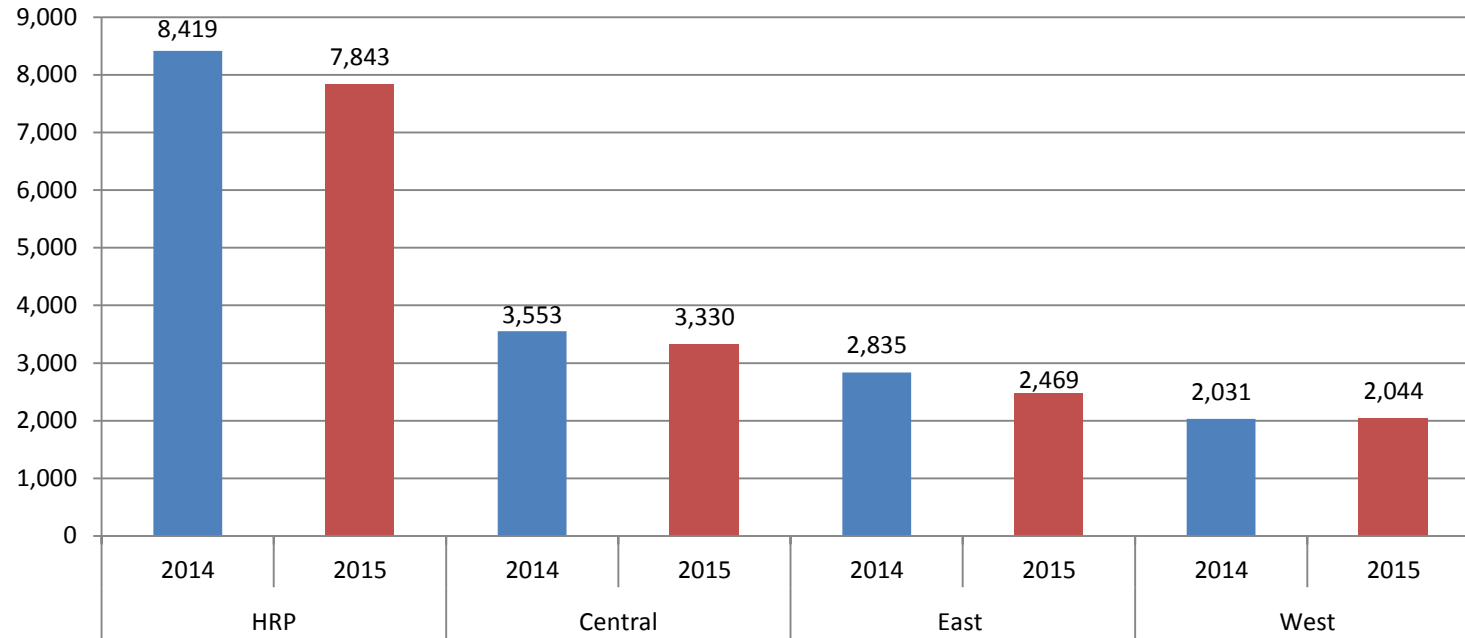
* Above charts represent primary offences.



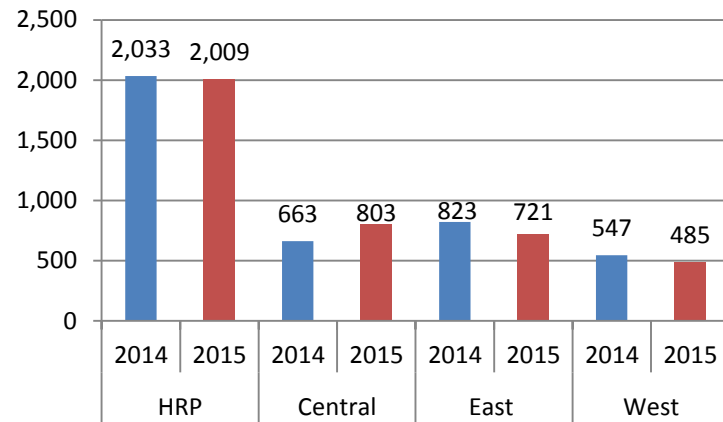
HRM Board of Police Commissioners Monthly Dashboard: January 31, 2015

Calls for Service - HRP

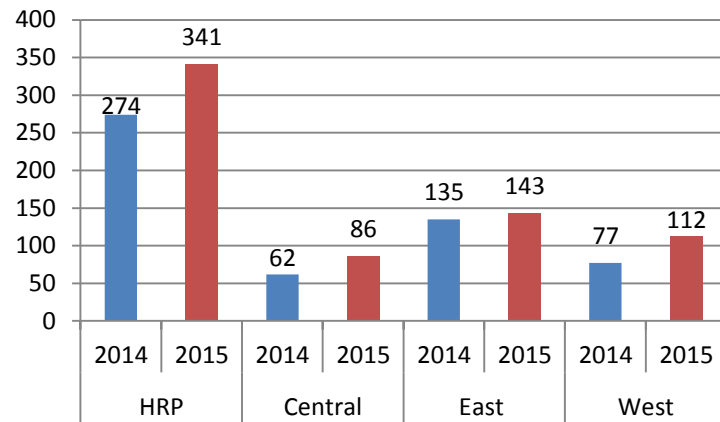
HRP Calls for Service (Jan. 1 to Jan. 31) (excluding Traffic Stops & Proactive Assignments)



Traffic Stops (Jan. 1 to Jan. 31)

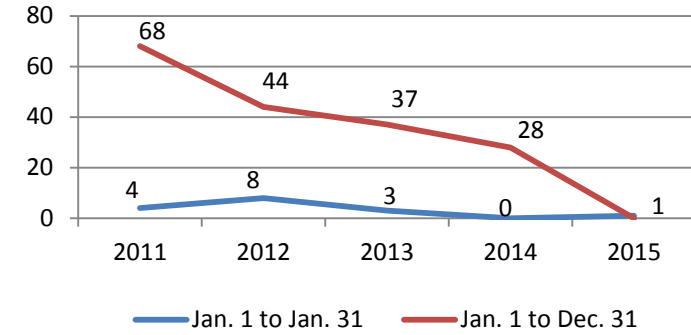


Proactive Assignments (Jan. 1 to Jan. 31)



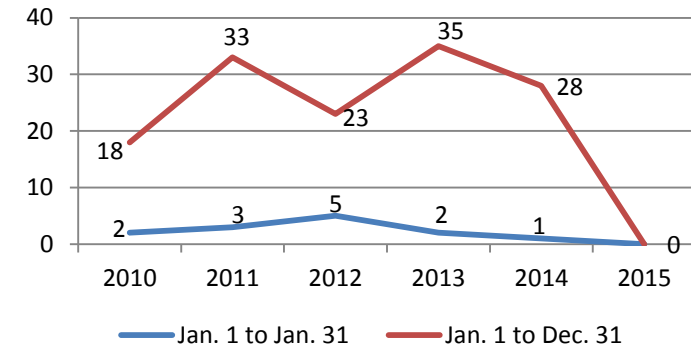
Firearms & Homicides - HRM Wide

Firearms Discharged



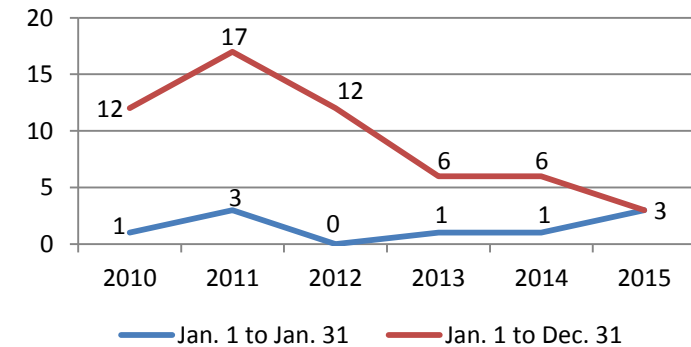
Includes criminally motivated shootings only.

Attempted Homicides



Error rate +/- 1 due to reclassification after data extraction.

Homicides



2013 stats do not include 2 motor vehicle-related deaths.