



Budgetary Overview

As of June 1, 2015, compensation should be at approximately 12.6 per cent of the annual plan, while revenue and all other expenses should be at approximately 14.5 per cent.

- Revenue – 20.75 per cent.
- Compensation overall (including overtime) – 12.09 per cent. Overtime – 19.87 per cent.
- All other expenses – 13.95 per cent.
- Net Budget overall – 13.25 per cent.

BYk 6j]Uj Yg

AMBER Alert Enhancements

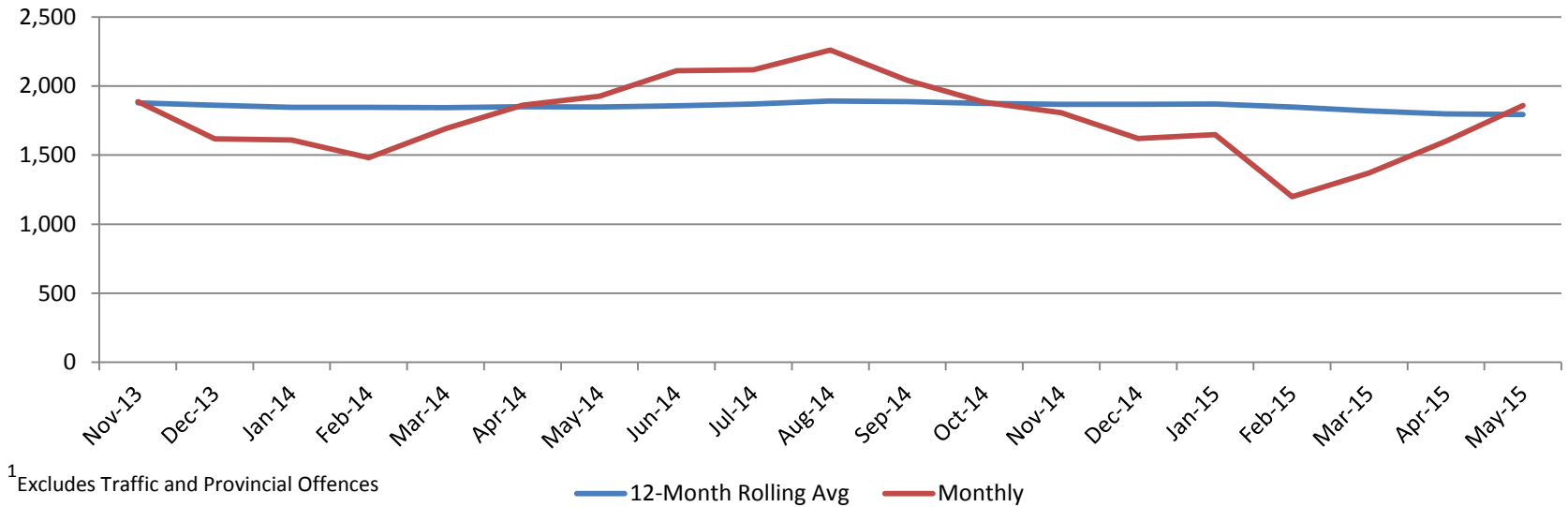
On May 25, the Department of Justice and Nova Scotia Chiefs of Police Association joined together to create modernized ways for Nova Scotians to spread information about an abducted child/vulnerable person. Here's how you can help:

1. On Facebook? Simply 'like' the **AMBER Alert Nova Scotia Facebook Page** and ask your family members and friends to do the same. In the event of an AMBER Alert, we ask that you share the AMBER Alert on Facebook.
2. Visit [www.wirelessamber.ca](http://www.wirelessamber.ca) and sign up to receive a text message about any AMBER Alert issued in our province.

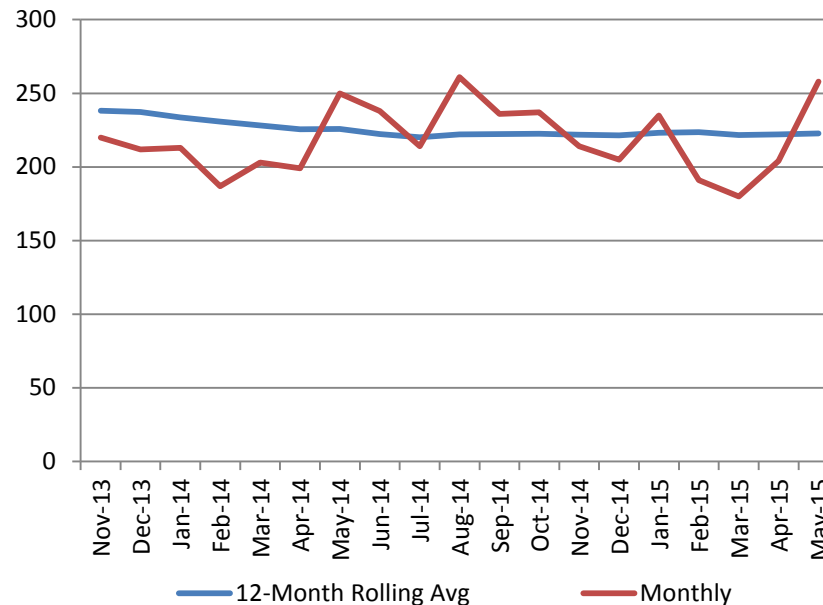
We also recently partnered with Facebook on a program which will see them distribute AMBER Alert notifications. These notifications will appear only on the mobile news feeds of people on Facebook who are in the designated search area and are most likely in a position to help. Most importantly, the Facebook community will be able to share the AMBER Alert easily and instantly with friends and family. You don't have to do anything to receive these notifications; if you're on Facebook and you're in the designated search area, you'll receive them.

Crime Trends – HRM Wide

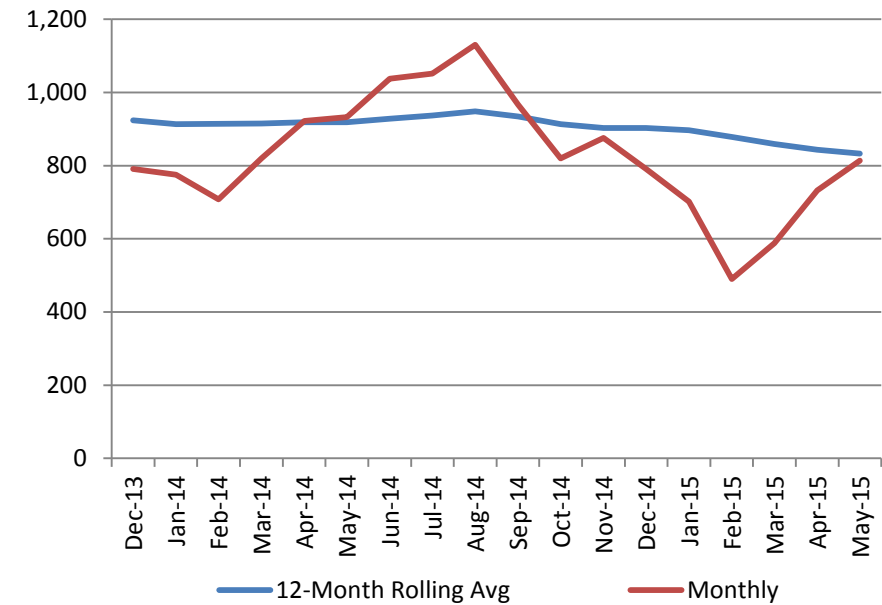
Total Crime - General Occurrences (HRM)<sup>1</sup>



Crime Against Persons - General Occurrences (HRM)



Crime Against Property - General Occurrences (HRM)



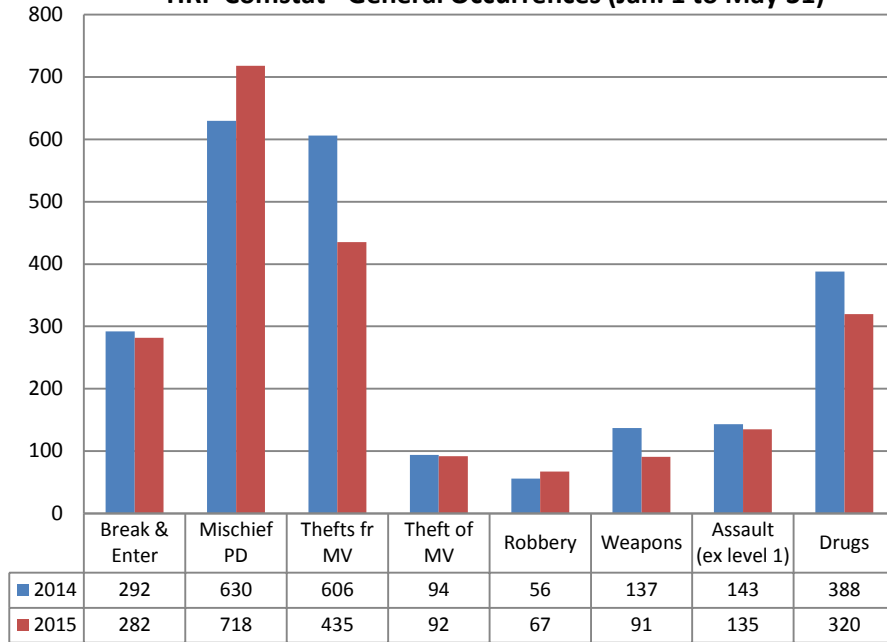
\* Above charts represent primary offences.



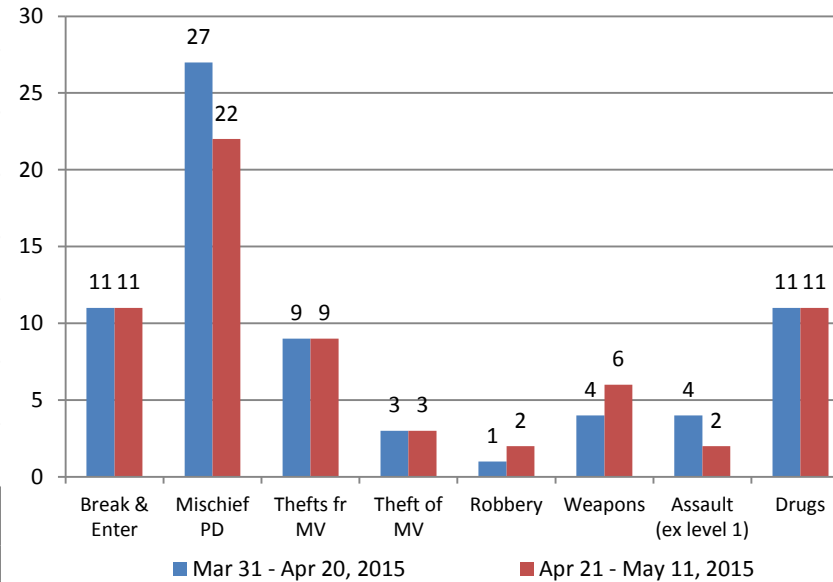
## Comstat Incidents - HRP

## Comstat Overview

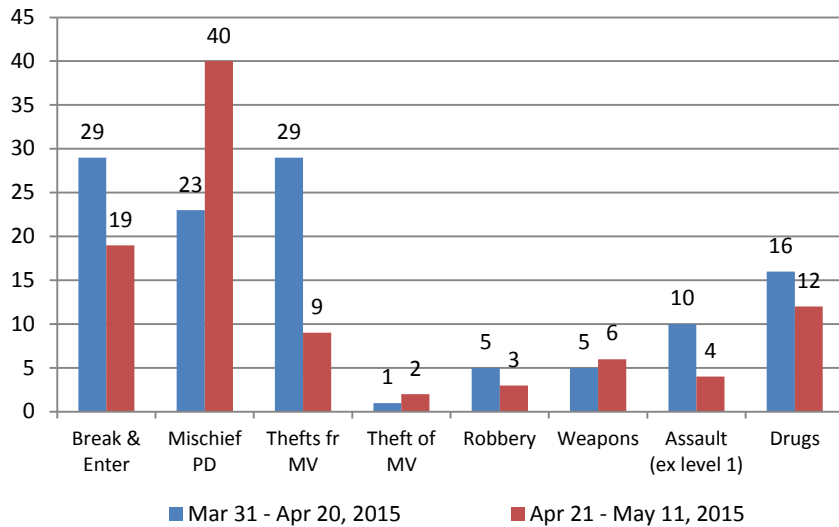
### HRP Comstat - General Occurrences (Jan. 1 to May 31)



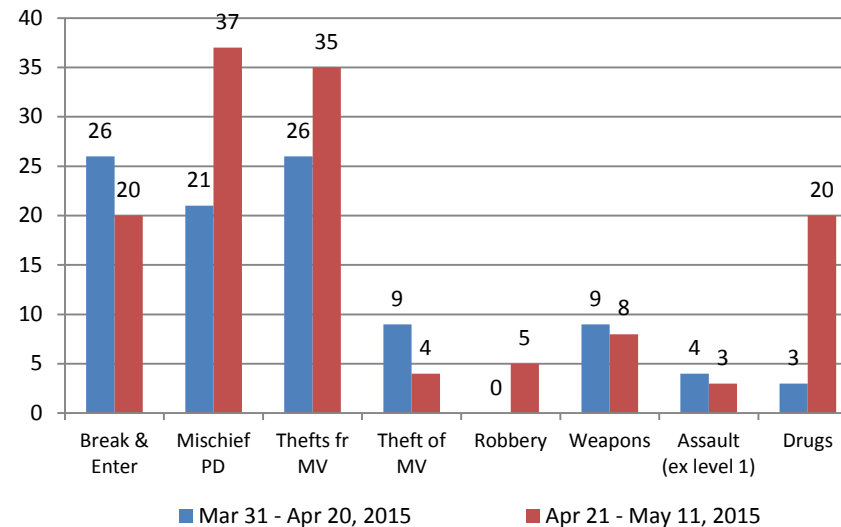
### Central Division - Comstat General Occurrences



### East Division - Comstat General Occurrences



### West Division - Comstat General Occurrences



Comstat incidents comprise break and enters, mischief property damage, thefts from vehicles, thefts of vehicles, robbery, weapon-related offences, assault causing bodily harm, assault with a weapon, aggravated assault and drug-related offences.

#### Central Division

Overall, Central Division saw a decrease in both person and property offences during the period. Mischief/property damage offences decreased by five incidents, robberies decreased by one incident and assaults decreased by eight incidents. Break and enters, thefts of motor vehicles and thefts from motor vehicles stayed consistent and weapon-related offences increased by five incidents. The focus for this Comstat period is property-related offences in the downtown area.

#### East Division

East Division had a decrease of 14 per cent for total property offences due to decreases in both break and enters and thefts from motor vehicles; however, there was an increase of 17 mischief/property damage incidents which can be attributed to several youths who were apprehended in relation to thefts from vehicles, however, nothing was taken or damaged so the files were classified as mischief. Total person offences decreased by 18 per cent with decreases in both robberies and assaults. The focus for this Comstat period is break and enters and mischief/property damage.

#### West Division

West Division had a slight rise in total property offences primarily due to an increase in mischief/property damage and thefts from motor vehicles. A hotspot was identified due to mischief incidents involving damage to vehicles and property. No suspects have been arrested at this time. Residential break and enters decreased this period, which is likely the result of the arrest of a suspect identified through Comstat in relation to these incidents. Total person offences increased primarily as the result of five robberies this period; charges have been laid in three of the five robberies and the remaining two incidents are under investigation. The focus for this Comstat period is mischief/property damage and thefts from motor vehicles.

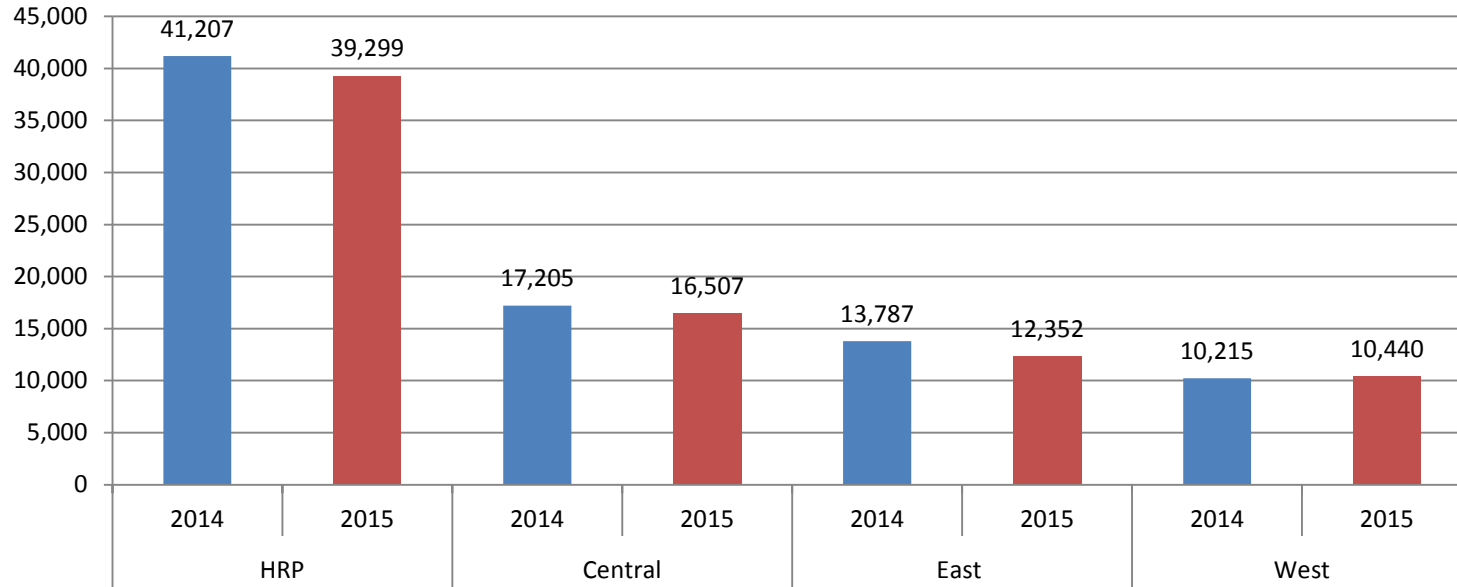
\* Above charts represent primary offences.



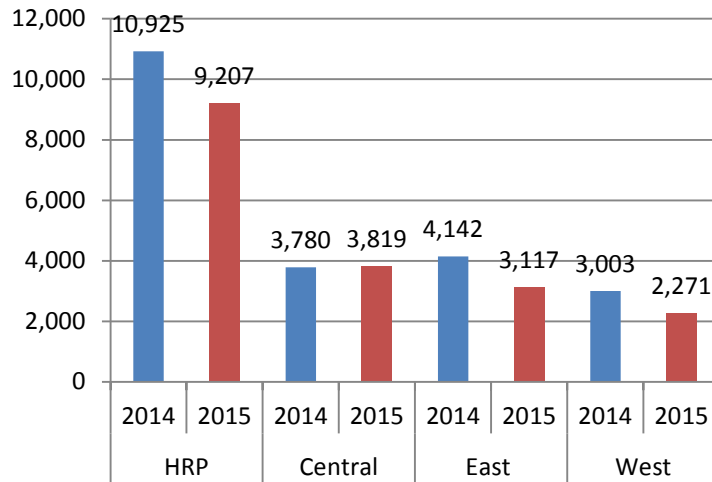
# HRM Board of Police Commissioners Monthly Dashboard: May 31, 2015

## Calls for Service - HRP

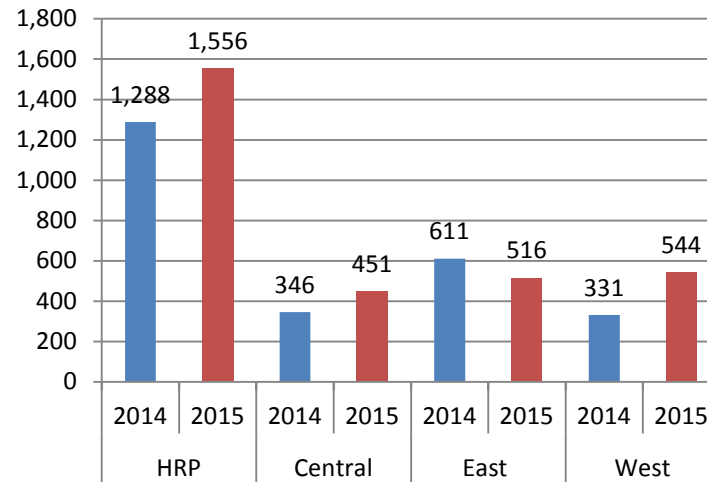
### HRP Calls for Service (Jan. 1 to May 31) (excluding Traffic Stops & Proactive Assignments)



### Traffic Stops (Jan. 1 to May 31)

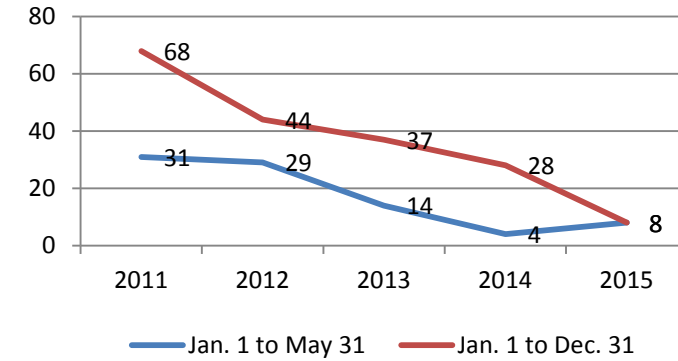


### Proactive Assignments (Jan. 1 to May 31)



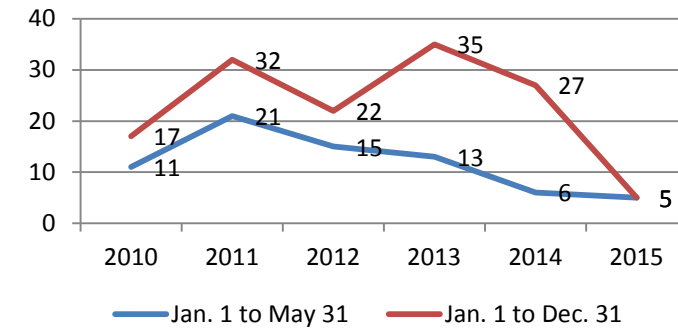
## Firearms & Homicides - HRM Wide

### Firearms Discharged



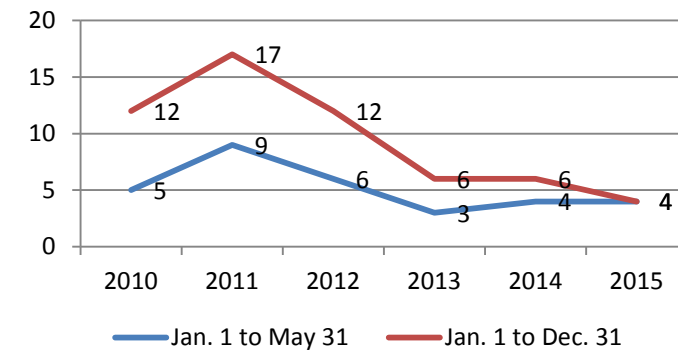
Includes criminally motivated shootings only.

### Attempted Homicides



Error rate +/- 1 due to reclassification after data extraction.

### Homicides



Homicide figures refer to # victims, not events.

2013 stats do not include 2 motor vehicle-related deaths.