



**STAFF REPORT
Board of Police Commissioners**

January 2016

EXTENDED SICK LEAVE	9
INJURY LEAVE	9
LONG - TERM DISABILITY	4
MATERNITY LEAVE	7
PARENTAL LEAVE	1
INTERNATIONAL ASSIGNMENT	1
OTHER	2 (WCB, sick leave with no pay, and leave of absence)

As of January 2014 this report includes all HRP employees, including HRPA sworn/civilian Non-union and NSUPE members.



Halifax Regional Police
1975 Gottingen Street
Halifax, Nova Scotia
Canada B3J 2H1

Chief of Police
Jean-Michel (JM) Blais
Halifax Regional Police
Directeur de police

*Leading and
Partnering
in our Community
to Serve and Protect*

Halifax Regional Police - Volunteers

FEBRUARY 2016

Burnside Watch -	6
Central Citizens on Patrol -	5
East Citizens on Patrol -	10
West Citizens on Patrol -	8
H.R.P. Youth Program -	27
Victim Services -	25
Seniors' Home Safety Program-	7
Neighbourhood Watch - Halifax	8 coordinators
Dartmouth	13 coordinators
Bedford	6 coordinators
Total	115 Volunteers

Burnside Watch

The Burnside Watch works to curtail crime in the Burnside Business Park and Dartmouth Crossing.

Citizens on Patrol - Central, East and West Divisions

These volunteers patrol their communities, looking for suspicious activity and alerting police to potential situations.

HRP Youth Program

The program includes youth aged 14 - 18 years, leaders-in-training, 19-20 years and adult leaders 21+ years. Youth take part in a variety of educational, fun and community service related activities.

Victim Services

This group primarily provides support to victims of crimes or traumatic situations. Victims of domestic violence are the main focus of the unit. These volunteers work with clients, on-scene, during the evening.

Seniors' Home Safety Program

Volunteers aged 55+, who conduct free home safety checks for their peers, living in private residences, to reduce risk of accidents, injuries and victimization.

Neighbourhood Watch

These volunteers are the eyes and ears for the community. They communicate with their neighbours and police on crime and safety related issues.



**HRM Policing Services
2015 4th Quarter/Year End Statistics**



	4th Qtr 2014	4th Qtr 2015	# Change	% Change	YTD 2014	YTD 2015	# Change	% Change
PERSONS								
Homicide	0	0	0	0.00	6	9	3	50.00
Attempted Murder	7	7	0	0.00	28	18	-10	-35.71
Robbery	43	52	9	20.93	166	208	42	25.30
Assaults	626	520	-106	-16.93	2473	2419	-54	-2.18
All Others	7	11	4	57.14	41	39	-2	-4.88
TOTAL	683	590	-93	-13.62	2714	2693	-21	-0.77
PROPERTY								
Break And Enter	312	336	24	7.69	1159	1187	28	2.42
Theft Motor Vehicle	110	105	-5	-4.55	389	387	-2	-0.51
Theft > 5000	27	41	14	51.85	115	111	-4	-3.48
Theft < 5000	1556	1533	-23	-1.48	7043	5978	-1065	-15.12
Have Stolen Goods	201	178	-23	-11.44	890	688	-202	-22.70
Frauds	323	344	21	6.50	1349	1251	-98	-7.26
TOTAL	2529	2537	8	0.32	10945	9602	-1343	-12.27
CRIMINAL OTHER								
Prostitution	21	14	-7	-33.33	57	50	-7	-12.28
Offensive Weapons	97	70	-27	-27.84	404	288	-116	-28.71
Other Criminal Code	1730	1646	-84	-4.86	7171	6993	-178	-2.48
TOTAL	1848	1730	-118	-6.39	7632	7331	-301	-3.94
TOTAL CRIMINAL CODE	5060	4857	-203	-4.01	21291	19626	-1665	-7.82
FEDERAL								
General	15	13	-2	-13.33	67	56	-11	-16.42
Drugs	312	225	-87	-27.88	1296	1048	-248	-19.14
TOTAL	327	238	-89	-27.22	1363	1104	-259	-19.00
PROVINCIAL								
General	1647	1544	-103	-6.25	6348	6373	25	0.39
Liquor	495	508	13	2.63	1984	1906	-78	-3.93
Traffic	7018	6626	-392	-5.59	32819	30464	-2355	-7.18
TOTAL	9160	8678	-482	-5.26	41151	38743	-2408	-5.85
TRAFFIC & COLLISION								
Criminal Code	674	623	-51	-7.57	2609	2827	218	8.36
Collisions	1782	2338	556	31.20	7333	8075	742	10.12
PERSONS								
Fatalities	1	9	8	800.00	12	19	7	58.33
Injured	189	219	30	15.87	733	733	0	0.00



HRM Policing Services Environmental Scan 4th Quarter 2015



Total HRM Criminal Code Offences/Drugs

Total Criminal Code offences reported in the fourth quarter of 2015 show a **decrease** of -203 reported offences or a **decrease** of -4.01% compared to the fourth quarter of 2014. Drugs in the fourth quarter of 2015 show a **decrease** of -87 offences or a **decrease** of -27.88% compared to the fourth quarter of 2014.

Property offences account for **52%** of the reported Total Criminal Code offences, while crimes against Persons account for **12%** and Criminal Other offences account for **36%**.

Property Crimes

Property crime shows an **increase** of +8 reported offences or +0.32%.

Stolen motor vehicles **decreased** by -5 offences or -4.55%.

Break and Enters **increased** by +24 offences or +7.69%.

Frauds **increased** by +21 offences or +6.50%.

Violent Crimes

Violent crime has experienced a **decrease** in the fourth quarter of 2015 compared to 2014 by -93 offences or a change of -13.62%.

Robberies **increased** by +9 offences or a change of -20.93%.

Homicides remained the same at 0 in 2015 compared to the fourth quarter of 2014.

Attempted murders remained the same at 7 in 2015 compared to the fourth quarter of 2014.

Assaults **decreased** by -106 offences or a change of -16.93%. Assaults accounted for **88%** of violent crimes in the fourth quarter of 2015.

Criminal Other

Includes prostitution, gaming/betting, offensive weapons, and other criminal code offences (arson, property damage, indecent acts, counterfeiting, etc.) has **decreased** by -118 or -6.39%.

Prostitution offences **decreased** by -7 offences in the fourth quarter of 2015 over 2014 or -33.33%.

Please note offences such as drug and prostitution are sensitive to directed enforcement and detection.



HALIFAX REGIONAL POLICE ZONES
Assaults – Break & Enters – Theft Under
October - December 2014/2015 Comparison

Assaults

Assaults Level 1 account for 60% of the total Assaults in the 4th quarter of 2015 compared to 68% in 2014 and experienced a 27% decrease in 2015 over the same period last year.

Assaults with a Weapon Causing Bodily Harm accounted for 16% of the total Assaults in 2015 compared to 14% in 2014 and experienced a 9% decrease over the same period last year.

All forms of Sexual Assaults combined accounted for 18% of the total Assaults in 2015 compared to 11% in 2014 and experienced a 29% increase over the same period last year.

Crime Type	2014	2015	%
1110-00 Murder, First Degree	0	0	0
1120-00 Murder, Second Degree	0	0	0
1150-00 Criminal Negligence Causing Death	0	1	100
1210-00 Attempted Murder	5	5	0
1320-00 Sexual Assault – Weapon/CBH	0	1	+100
1330-00 Sexual Assault	48	59	23
1345-00 Sexual Interference	0	3	+300
1350-00 Invitation to Sexual Touching	1	0	-100
1355-00 Sexual Exploitation	0	1	+100
1360-00 Incest	1	0	-100
1365-00 Corrupting morals of a child	1	0	-100
1370-00 Luring a Child Via Computer	3	7	+133
1385-00 Voyeurism	1	0	-100
1410-00 Aggravated Assault Level 1	4	4	0
1420-00 Assault Weapon, Bodily Harm	70	64	-9
1430-00 Assault Level 1	330	241	-27
1450-00 Discharge Firearm with Intent	0	0	0
1455-00 Use Firearm or Imitation	0	1	+100
1457-00 Point Firearms – Dangerous Use	1	1	0
1460-10 Assault Police Officer	16	11	-31
1460-20 Assault other Peace Officer	9	6	-33
1461-00 Assault w/Weapon CBH Police Officer	1	4	+300
1516-00 Forcible Confinement	6	8	+33

Robberies

Robberies accounted for 10% of the total Persons Crimes in the 4th quarter of 2015 compared to 7% in 2014 and experienced a 25% increase in 2015 over the same period last year.

Crime Type	2014	2015	%
1610-10 Robbery With Firearms	4	2	-50
1610-20 Robbery, Other Offensive Weapon	8	14	+75
1610-30 Robbery, Other Type	24	29	+21
1611-00 Robbery of Firearm	0	0	0

Break & Enter

Break & Enter (Residence) accounted for 9% of the total Break & Enters in the 4th quarter of 2015 compared to 49% in 2014 and experienced a 16% decrease in 2015 over the same period last year.

Break & Enter (Other) accounted for 21% of the total Break & Enters in the 4th quarter of 2015 compared to 18% in 2014 and experienced a 27% increase in 2015 over the same period last year.

Break & Enter (Business) accounted for 33% of the total Break & Enters in the 4th quarter of 2015 compared to 27% in 2014 and experienced a 28% increase in 2015 over the same period last year.

Crime Type	2014	2015	%
2120-10 Break & Enter (Residence)	103	87	-16
2120-20 Break & Enter (Business)	57	73	+28
2120-30 Break & Enter – Home Invasion	13	17	+31
2120-40 Break & Enter – Other	37	47	+27
2121-00 Break & Enter – Firearms	0	0	0

Theft/Possession Under \$5000

Theft – other under \$5000 accounted for 65% of the total Theft Under \$5000 in the 4th quarter of 2015 compared to 69% in 2014 and experienced a 3% decrease in 2015 over the same period last year.

Theft From Motor Vehicle accounted for 32% of the total Theft Under \$5000 in the 4th quarter of 2015 compared to 29% in 2014 and experienced a 14% increase over the same period last year.

Possession of Stolen Goods experienced a 304% increase in the 4th quarter of 2014.

Crime Type	2014	2015	%
2140-70 Theft of Bicycle Under \$5000	24	40	+67
2140-80 Theft – Other – Under \$5000	801	780	-3
2142-00 Theft From MV <=\$5000	338	386	+14
2143-00 Shoplifting \$5000 or Under	3	3	0
2156-00 Possession of Stolen Goods	176	156	-11



HALIFAX REGIONAL POLICE
Quarterly Statistical Overview
4th Quarter

	4th Qtr 2014	4th Qtr 2015	# Change	% Change	YTD 2014	YTD 2015	# Change	% Change
PERSONS								
Homicide	0	0	0	0.00	4	5	1	25.00
Attempted Murder	5	5	0	0.00	22	12	-10	-45.45
Robbery	36	45	9	25.00	145	173	28	19.31
Assaults	486	403	-83	-17.08	1924	1901	-23	-1.20
All Others	6	8	2	33.33	36	33	-3	-8.33
TOTAL	533	461	-72	-13.51	2131	2124	-7	-0.33
PROPERTY								
Break And Enter	210	224	14	6.67	800	821	21	2.63
Theft Motor Vehicle	71	64	-7	-9.86	249	252	3	1.20
Theft > 5000	22	27	5	22.73	83	63	-20	-24.10
Theft < 5000	1166	1210	44	3.77	5261	4753	-508	-9.66
Have Stolen Goods	176	156	-20	-11.36	760	589	-171	-22.50
Frauds	240	267	27	11.25	1044	977	-67	-6.42
TOTAL	1885	1948	63	3.34	8197	7455	-742	-9.05
CRIMINAL OTHER								
Prostitution	19	13	-6	-31.58	51	45	-6	-11.76
Offensive Weapons	61	46	-15	-24.59	271	181	-90	-33.21
Other Criminal Code	1315	1259	-56	-4.26	5402	5240	-162	-3.00
TOTAL	1395	1318	-77	-5.52	5724	5466	-258	-4.51
TOTAL CRIMINAL CODE	3813	3727	-86	-2.26	16052	15045	-1007	-6.27
FEDERAL								
General	10	7	-3	-30.00	41	32	-9	-21.95
Drugs	189	133	-56	-29.63	847	682	-165	-19.48
TOTAL	199	140	-59	-29.65	888	714	-174	-19.59
PROVINCIAL								
General	1182	1131	-51	-4.31	4801	4726	-75	-1.56
Liquor	494	503	9	1.82	1972	1895	-77	-3.90
Traffic	4763	5156	393	8.25	23911	23137	-774	-3.24
TOTAL	6439	6790	351	5.45	30684	29758	-926	-3.02
TRAFFIC & COLLISION								
Criminal Code	462	473	11	2.38	1797	2074	277	15.41
Collisions	1182	1735	553	46.79	5307	5922	615	11.59
PERSONS								
Fatalities	1	4	3	300.00	7	9	2	28.57
Injured	147	174	27	18.37	538	556	18	3.35

HALIFAX REGIONAL POLICE
Quarterly Statistical Overview
4th Quarter

East Division	4th Qtr	4th Qtr	#	%	YTD	YTD	#	%
	2014	2015	Change	Change	2014	2015	Change	Change
PERSONS								
Homicide	0	0	0	0.00	2	2	0	0.00
Attempted Murder	2	2	0	0.00	12	5	-7	-58.33
Robbery	19	12	-7	-36.84	58	59	1	1.72
Assaults	190	151	-39	-20.53	748	685	-63	-8.42
All Others	2	2	0	0.00	14	9	-5	-35.71
TOTAL	213	167	-46	-21.60	834	760	-74	-8.87
PROPERTY								
Break And Enter	94	71	-23	-24.47	352	279	-73	-20.74
Theft Motor Vehicle	19	25	6	31.58	78	88	10	12.82
Theft > 5000	6	7	1	16.67	30	23	-7	-23.33
Theft < 5000	367	352	-15	-4.09	1636	1401	-235	-14.36
Have Stolen Goods	67	63	-4	-5.97	261	222	-39	-14.94
Frauds	85	82	-3	-3.53	324	315	-9	-2.78
TOTAL	638	600	-38	-5.96	2681	2328	-353	-13.17
CRIMINAL OTHER								
Prostitution	6	5	-1	-16.67	17	15	-2	-11.76
Offensive Weapons	23	14	-9	-39.13	116	59	-57	-49.14
Other Criminal Code	507	518	11	2.17	2045	2063	18	0.88
TOTAL	536	537	1	0.19	2178	2137	-41	-1.88
TOTAL CRIMINAL CODE	1387	1304	-83	-5.98	5693	5225	-468	-8.22
FEDERAL								
General	3	3	0	0.00	18	14	-4	-22.22
Drugs	71	48	-23	-32.39	310	247	-63	-20.32
TOTAL	74	51	-23	-31.08	328	261	-67	-20.43

HALIFAX REGIONAL POLICE
Quarterly Statistical Overview
4th Quarter

West Division	4th Qtr	4th Qtr	#	%	YTD	YTD	#	%
	2014	2015	Change	Change	2014	2015	Change	Change
PERSONS								
Homicide	0	0	0	0.00	1	1	0	0.00
Attempted Murder	1	0	-1	-100.00	5	1	-4	-80.00
Robbery	8	12	4	50.00	39	46	7	17.95
Assaults	137	121	-16	-11.68	557	542	-15	-2.69
All Others	3	3	0	0.00	11	12	1	9.09
TOTAL	149	136	-13	-8.72	613	602	-11	-1.79
PROPERTY								
Break And Enter	69	89	20	28.99	251	332	81	32.27
Theft Motor Vehicle	35	34	-1	-2.86	117	123	6	5.13
Theft > 5000	11	12	1	9.09	34	24	-10	-29.41
Theft < 5000	445	440	-5	-1.12	2062	1759	-303	-14.69
Have Stolen Goods	60	43	-17	-28.33	260	212	-48	-18.46
Frauds	78	117	39	50.00	345	331	-14	-4.06
TOTAL	698	735	37	5.30	3069	2781	-288	-9.38
CRIMINAL OTHER								
Prostitution	5	0	-5	-100.00	12	7	-5	-41.67
Offensive Weapons	24	13	-11	-45.83	89	64	-25	-28.09
Other Criminal Code	306	328	22	7.19	1370	1381	11	0.80
TOTAL	335	341	6	1.79	1471	1452	-19	-1.29
TOTAL CRIMINAL CODE	1182	1212	30	2.54	5153	4835	-318	-6.17
FEDERAL								
General	3	1	-2	-66.67	11	6	-5	-45.45
Drugs	56	30	-26	-46.43	247	159	-88	-35.63
TOTAL	59	31	-28	-47.46	258	165	-93	-36.05

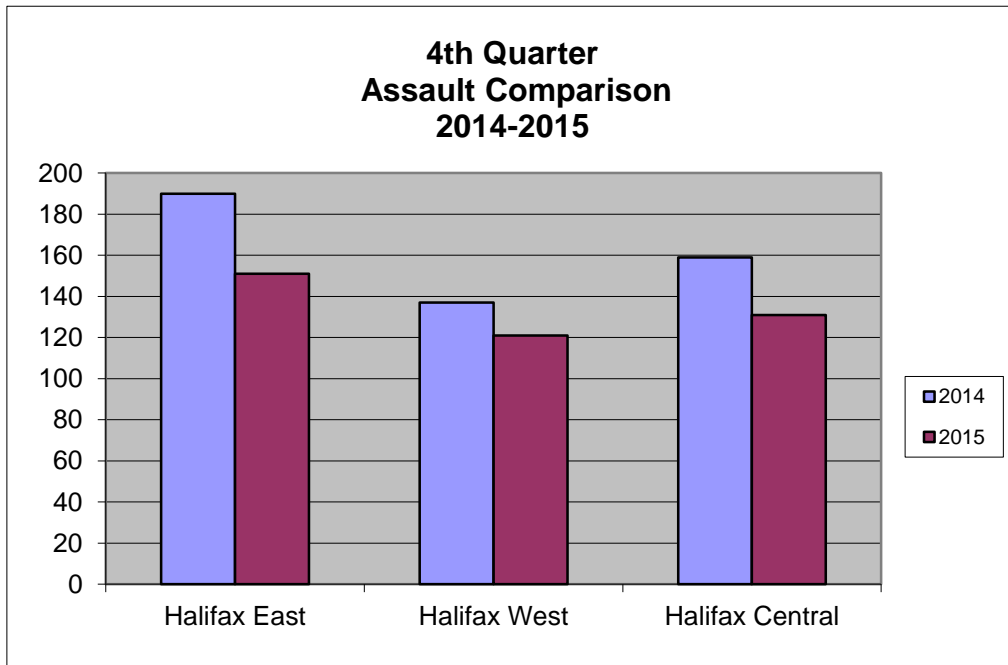
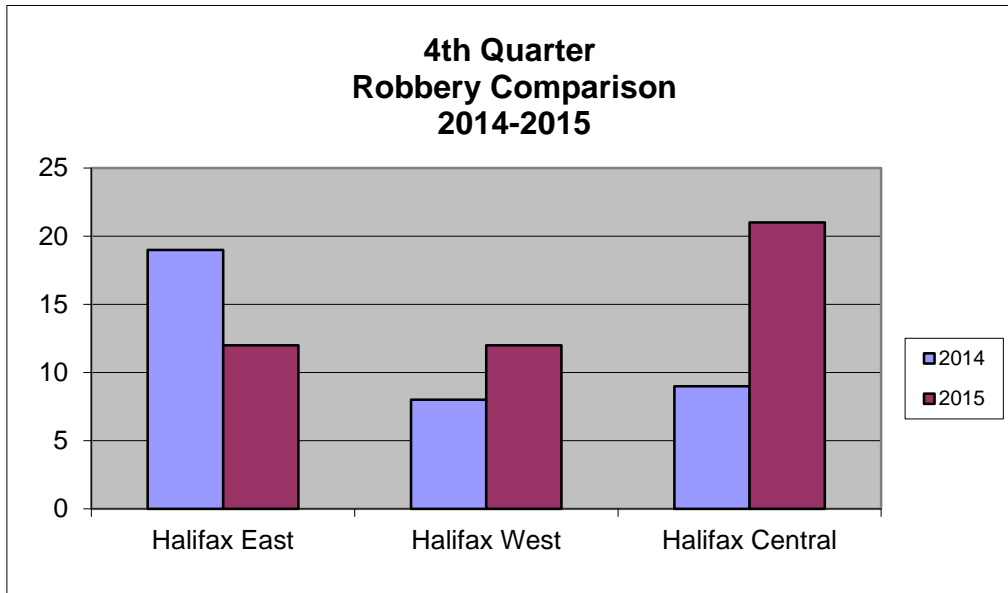
HALIFAX REGIONAL POLICE
Quarterly Statistical Overview
4th Quarter

Central Division	4th Qtr 2014	4th Qtr 2015	# Change	% Change	YTD 2014	YTD 2015	# Change	% Change
PERSONS								
Homicide	0	0	0	0.00	1	2	1	100.00
Attempted Murder	2	3	1	50.00	5	6	1	20.00
Robbery	9	21	12	133.33	48	68	20	41.67
Assaults	159	131	-28	-17.61	619	674	55	8.89
All Others	1	3	2	200.00	11	12	1	9.09
TOTAL	171	158	-13	-7.60	684	762	78	11.40
PROPERTY								
Break And Enter	47	64	17	36.17	197	210	13	6.60
Theft Motor Vehicle	17	5	-12	-70.59	54	41	-13	-24.07
Theft > 5000	5	8	3	60.00	19	16	-3	-15.79
Theft < 5000	354	418	64	18.08	1563	1593	30	1.92
Have Stolen Goods	49	50	1	2.04	239	155	-84	-35.15
Frauds	77	68	-9	-11.69	375	331	-44	-11.73
TOTAL	549	613	64	11.66	2447	2346	-101	-4.13
CRIMINAL OTHER								
Prostitution	8	8	0	0.00	22	23	1	4.55
Offensive Weapons	14	19	5	35.71	66	58	-8	-12.12
Other Criminal Code	502	413	-89	-17.73	1987	1796	-191	-9.61
TOTAL	524	440	-84	-16.03	2075	1877	-198	-9.54
TOTAL CRIMINAL CODE	1244	1211	-33	-2.65	5206	4985	-221	-4.25
FEDERAL								
General	4	3	-1	-25.00	12	12	0	0.00
Drugs	62	55	-7	-11.29	290	276	-14	-4.83
TOTAL	66	58	-8	-12.12	302	288	-14	-4.64

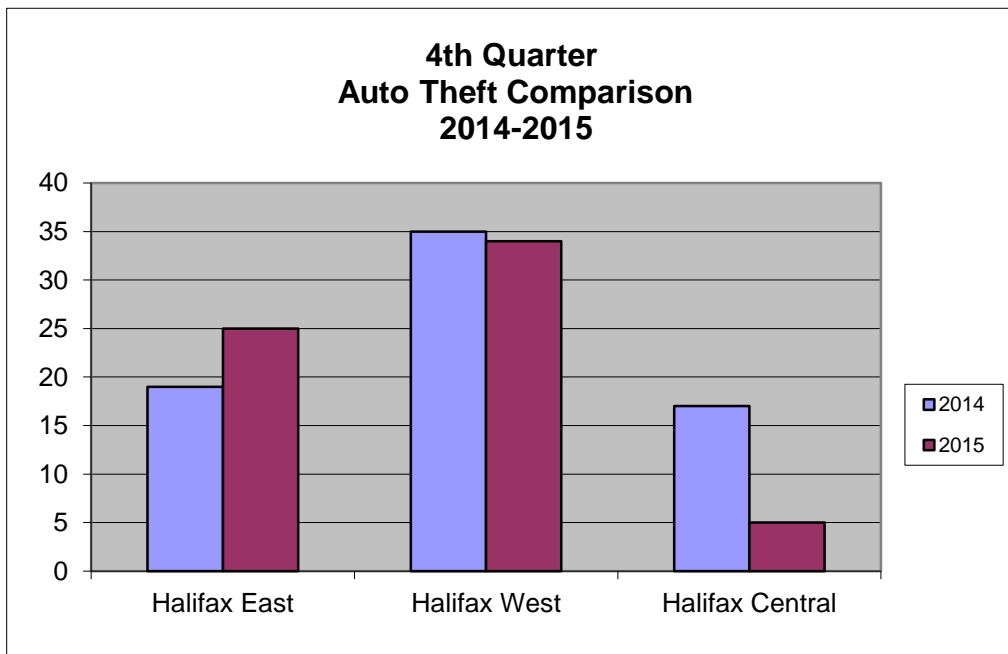
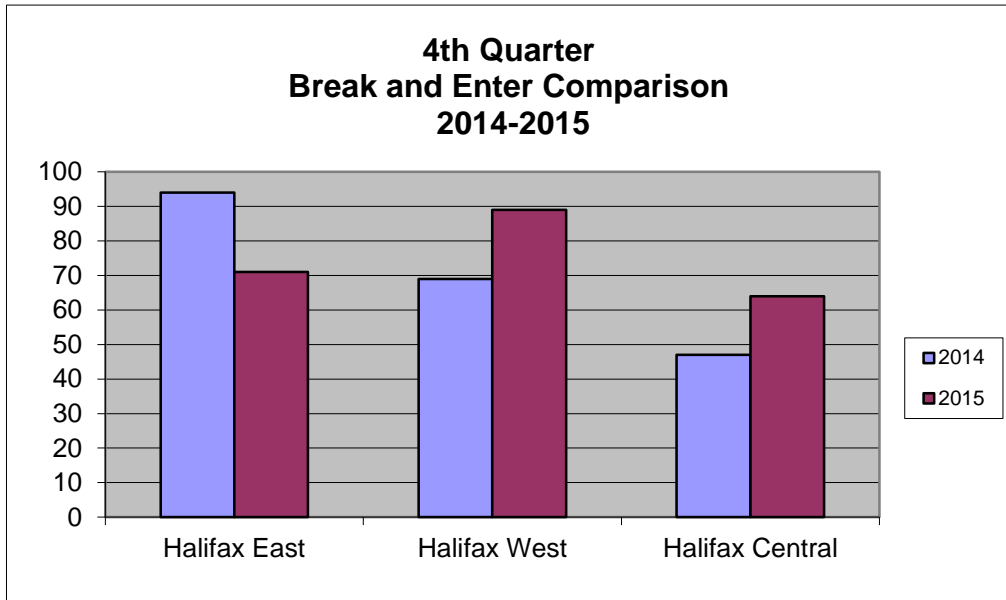
**4th Quarter 2015
Reported Crime Distribution
by Division**

District	Violent	Property	OCC	Total	% of Total
Halifax East	167	600	537	1304	34.99%
Halifax West	136	735	341	1212	32.52%
Halifax Central	158	613	440	1211	32.49%
Total	461	1948	1318	3727	100%

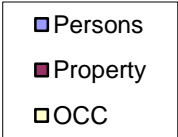
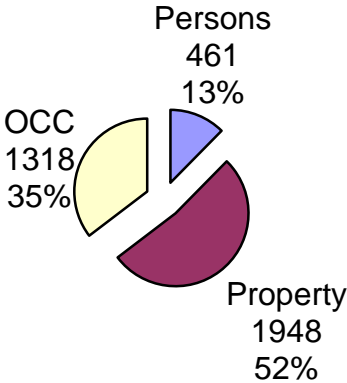
**Crimes Against Persons
4th Quarter Comparison
2014-2015**




**Crimes Against Property
4th Quarter Comparison
2014-2015**



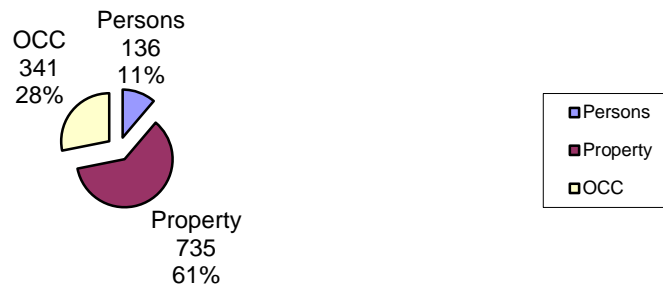
**Halifax Regional Police
4th Quarter Regional Stats
2015**



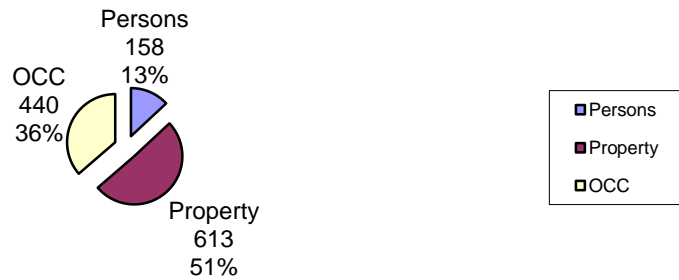
HRP 4th Quarter Stats East



HRP 4th Quarter Stats West



HRP 4th Quarter Stats Central





Halifax Regional Police
Environmental Scan of Preliminary Crime Statistics
4th Quarter 2015

Total City Wide Criminal Code Offences/Drugs

Total Criminal Code offences reported in the 4th quarter of 2015 show a decrease of -86 reported offences or a change of -2.26 % compared to the 4th quarter of 2014. Drugs for 4th quarter 2015 show a decrease of -56 offences or a change of -29.63 % compared to 4th quarter 2014.

Property offences account for 52% of reported Criminal Code offences, while crimes against persons account for 13% and other criminal code offences account for 35%.

Property Crimes

Property crime increased by +63 offences or +3.34%.

Stolen motor vehicles decreased by -7 offences or -9.86%.

Break and Enters increased by +14 offences or +6.67%.

Fraud increased by +27 offences or +11.25%.

Violent Crimes

Violent crimes has experienced a decrease in the 4th quarter of 2015 compared to 2014 by -71 offences or -13.32%.

Robberies increased by +9 offence or +25%.

Homicides remained consistent with 0 incidents in the 4th quarter of 2015 compared to 0 incidents in the 4th quarter of 2014.

Attempt murders remained consistent with 5 incidents in the 4th quarter of 2015 compared to 5 incidents in the 4th quarter of 2014.

Assaults decreased in the 4th quarter of 2015 by -83 or -17.08%. Assaults account for 87% of violent crimes in the 4th quarter of 2015.

Other Criminal Code

Includes prostitution, gaming/betting, offensive weapons, and other criminal code offences (arson, property damage, indecent acts, counterfeiting, etc) has decreased by -77 or -5.52%.

Prostitution offences decreased by -6 offences in the 4th quarter of 2015 over 2014 or -31.58%. Please note offences such as drug and prostitution are sensitive to directed enforcement and detection.



HALIFAX REGIONAL POLICE

HRM BOARD OF POLICE COMMISSIONERS REPORT

4th QUARTER 2015

Date: February 10, 2016