



Budgetary Overview

As of December 15, compensation should be at approximately 67.05 per cent, while revenue and all other expenses should be at approximately 68.97 per cent.

- Revenue – 71.49 per cent.
- Compensation overall (including overtime) – 63.52 per cent. Overtime – 52.76 per cent.
- All other expenses – 62.58 per cent.
- Net budget over all – 62.62 per cent.

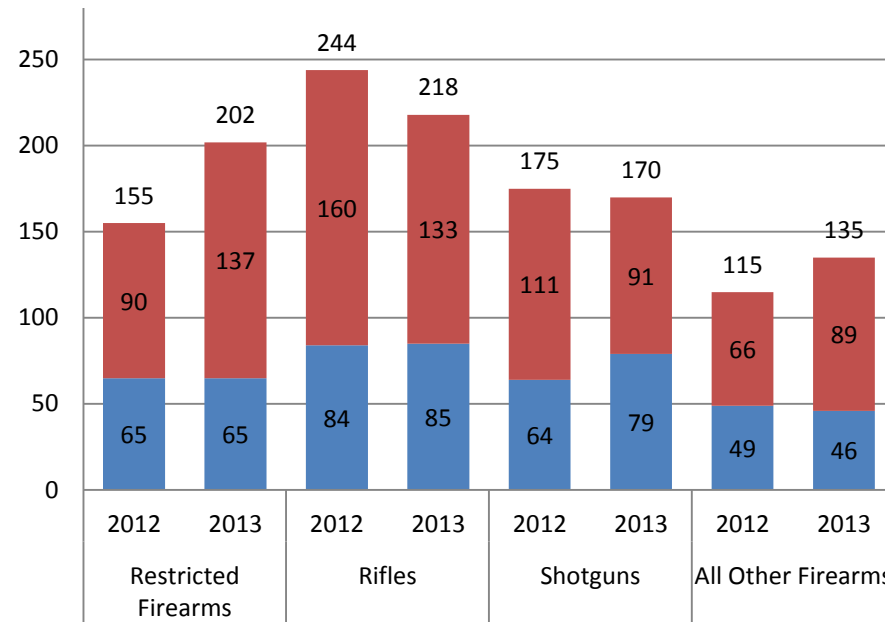
Heroes and Helpers



On December 14, ten of our officers had the honour of serving as personal shoppers for ten children at Target in Mic Mac Mall. Special thanks go out to Target for hosting us as part of their Heroes & Helpers program, to Tim Hortons in Mic Mac Mall for serving breakfast to the children, and to Mic Mac Mall for allowing us to use their gift wrapping station to wrap the children’s gifts. And a heartfelt thanks to our officers who volunteered their Saturday morning during this very busy time of the year. It was an amazing event which captured the true spirit of the holiday season! Target requested that there be no media coverage for this event; their focus was on bringing holiday cheer to some very deserving local children. Target is known for its community support and we look forward to working with this new corporate partner.

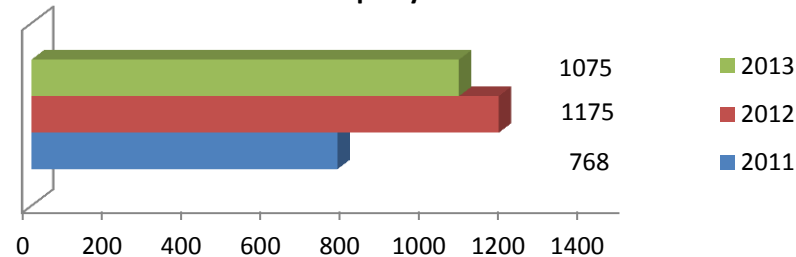
Statistical Snapshot – HRM Wide

Seized Firearms Jan. 1 to Dec. 15

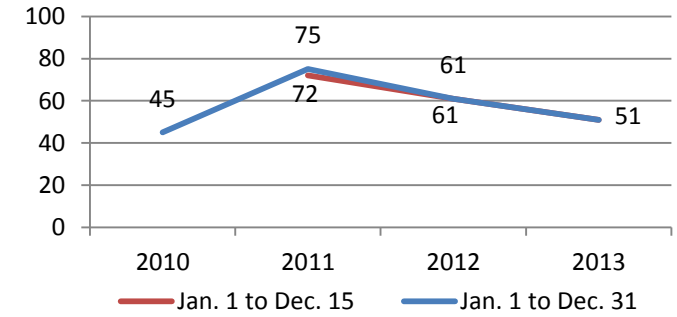


- Non Evidence - firearms turned over voluntarily or guns that have not been linked to a crime
- Evidence - firearms seized as part of an investigation and are now proceeding to court as evidence

Total Firearms in Property Jan. 1 to Dec. 15

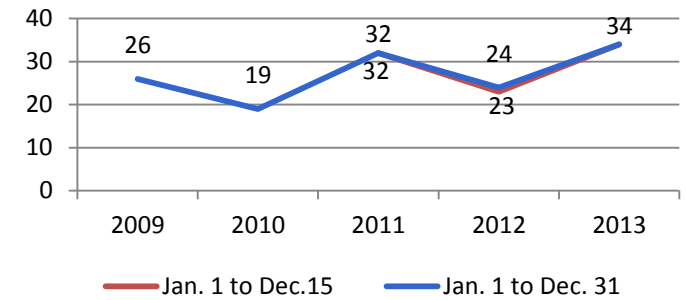


Firearms Discharged

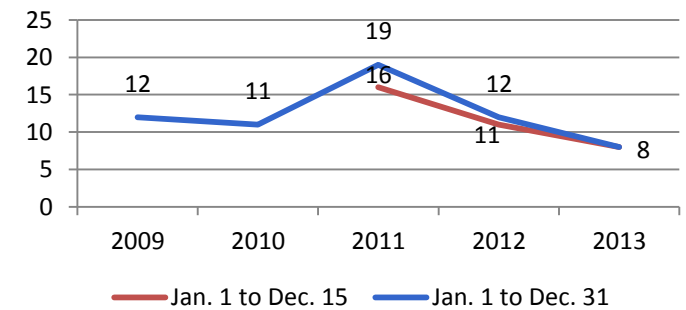


*2010 stats do not include discharges from pellet guns

Attempted Homicides



Homicides



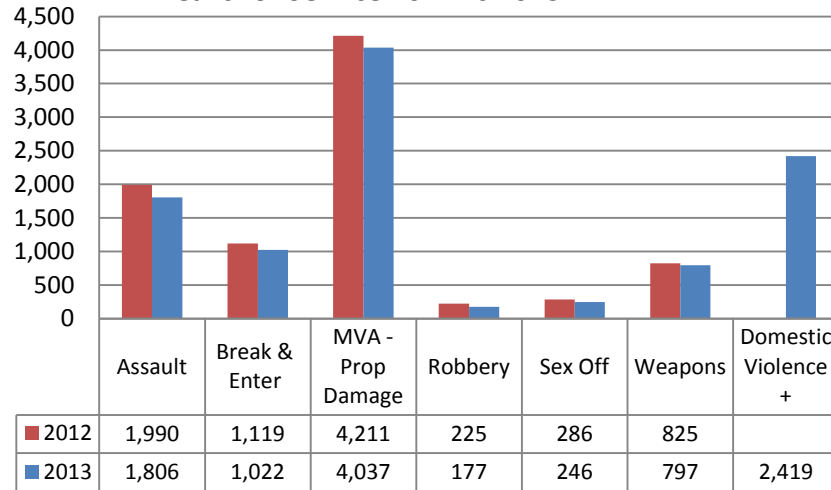
*2013 – includes two motor vehicle related deaths and one nursing home death



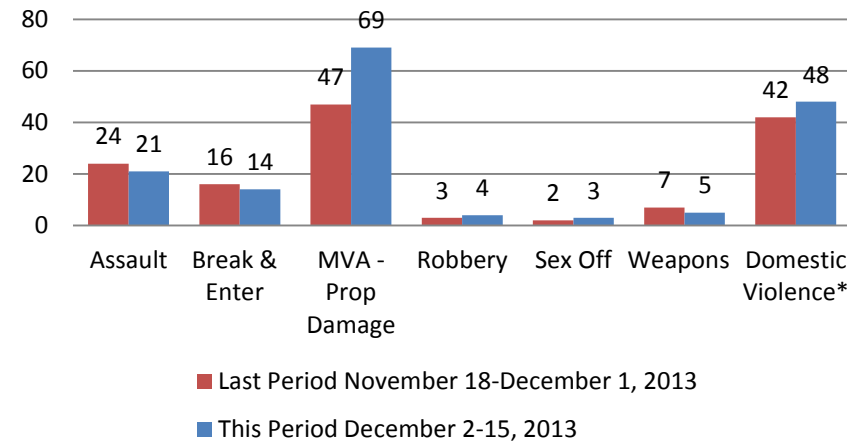
Calls for Service

Comstat Overview

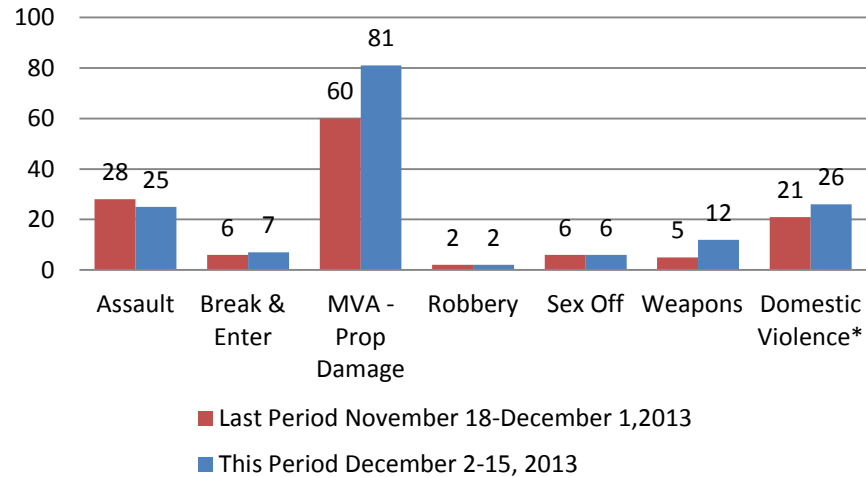
Calls for Service 2012 vs 2013



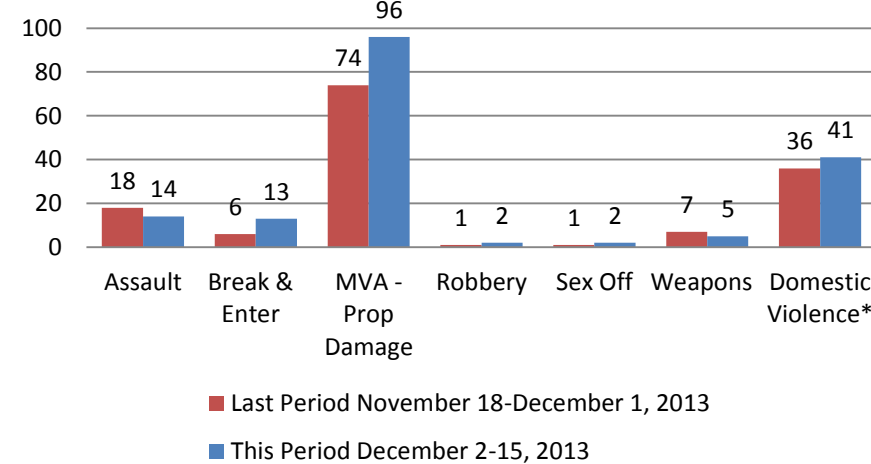
East Division



Central Division



West Division



Comstat incidents comprise break and enters, mischief, property damage, thefts from vehicles, thefts of vehicles, robbery, weapon-related offences, assault causing bodily harm, assault with a weapon, aggravated assault and drug-related offences.

Central Division

Over the past two weeks, Central Division had 76 Comstat-related incidents. This is an increase of 27 per cent compared to the previous reporting period. This is a result of an increase of drug offences. Thefts from vehicles are down but thefts of vehicles are up. Central will continue to focus efforts in the Spring Garden Road and Uptown area as last week to enhance the safety in this district.

East Division

Over the past two weeks, East Division had 82 Comstat-related incidents. Overall incidents have increased by approximately 50 per cent largely due to increases in mischief and theft from vehicles incidents. There is no significant pattern to these occurrences. Robberies have increased and include street level and targeted drug-related home invasions. Overall proactive focus will be in the central Dartmouth area.

West Division

Over the past two weeks, West Division had 77 Comstat-related incidents. Overall incidents have seen a general reduction in occurrence rate with theft from vehicles reduced by over a third. Break and enters have more than doubled but with no notable pattern observed. Proactive enforcement remains in the Fairview area for property-related incidents.

+ 2012 domestic violence year-to-date stats are not available.

*Domestic violence calls for service are not captured under one category; they may be coded under a number of different call types ranging from bail violations to sexual offences. Therefore in the calls for service charts, certain domestic violence incidents may be included in both the domestic violence category and another applicable category.



Budgetary Overview

As of December 30, compensation should be at approximately 70.88 per cent, while revenue and all other expenses should be at approximately 72.80 per cent.

- Revenue – 72.17 per cent.
- Compensation overall (including overtime) – 67.05 per cent. Overtime – 56.60 per cent.
- All other expenses – 65.21 per cent.
- Net budget over all – 66.36 per cent.

The Spirit of Christmas

Two West Division officers, with the generous support of members from West Division, Integrated Emergency Services (IES) and RCMP, played Santa for a Halifax family on Christmas Day.

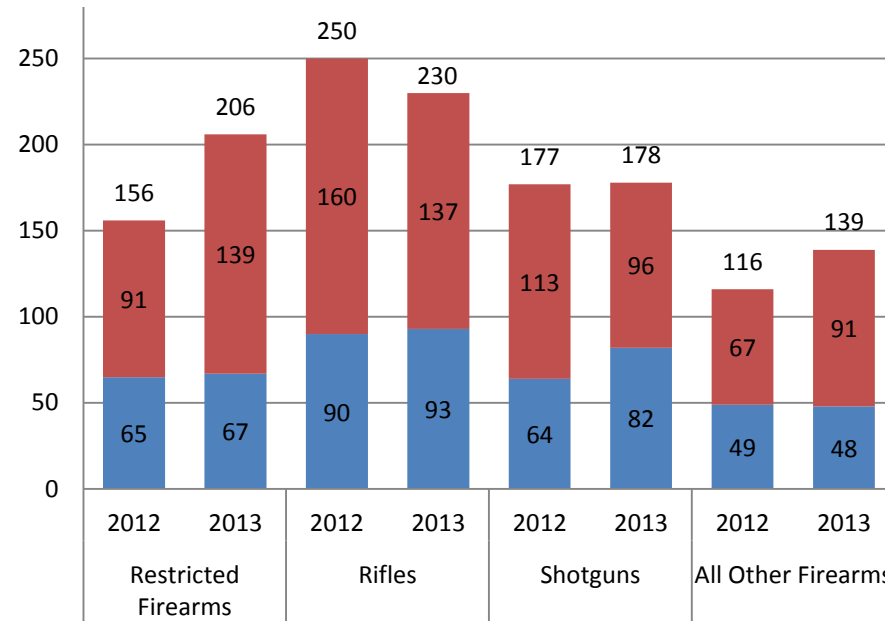
Upon responding to a call for service at a residence, the two officers noticed that the family, who had recently moved to HRM, could use a little Christmas cheer. They put a message out to their fellow West Division officers and word quickly spread to IES dispatchers and RCMP members. In no time at all donations were pouring in: a Christmas tree and decorations, money, toys, clothing, wrapping paper, Christmas dinner and home baked cookies. After stopping by a local Shoppers Drug Mart to buy presents and gift cards, the group of surrogate Santas headed out to make a special Christmas delivery.

The family of four, Mom, Dad, a teenage boy and a small girl, were overwhelmed by this kind gesture. But the most heart-warming part of this story belongs to some exceptional young people; a number of officers stopped by their own homes to pick up items and when their children heard what was happening, they donated some of their newly opened presents to the family.

A big thank you to all involved for demonstrating the true meaning of Christmas.

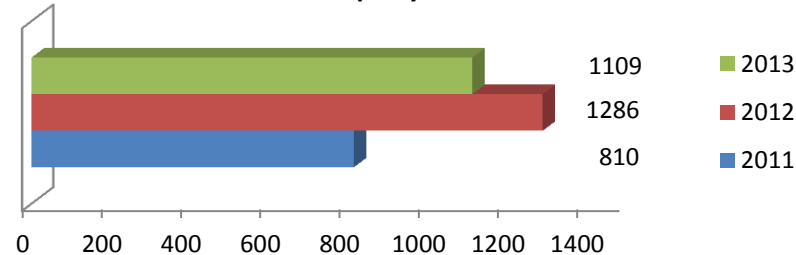
Statistical Snapshot – HRM Wide

Seized Firearms Jan. 1 to Dec. 29

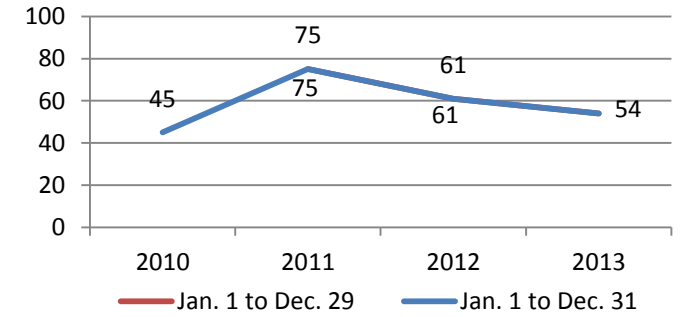


■ Non Evidence - firearms turned over voluntarily or guns that have not been linked to a crime
 ■ Evidence - firearms seized as part of an investigation and are now proceeding to court as evidence

Total Firearms in Property Jan. 1 to Dec. 29

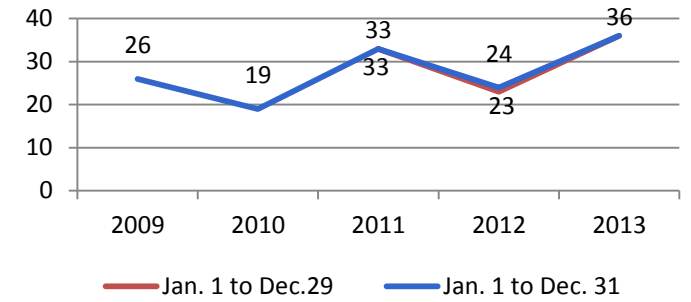


Firearms Discharged

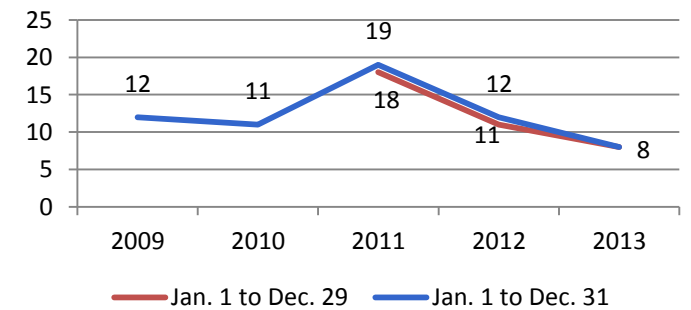


*2010 stats do not include discharges from pellet guns

Attempted Homicides



Homicides



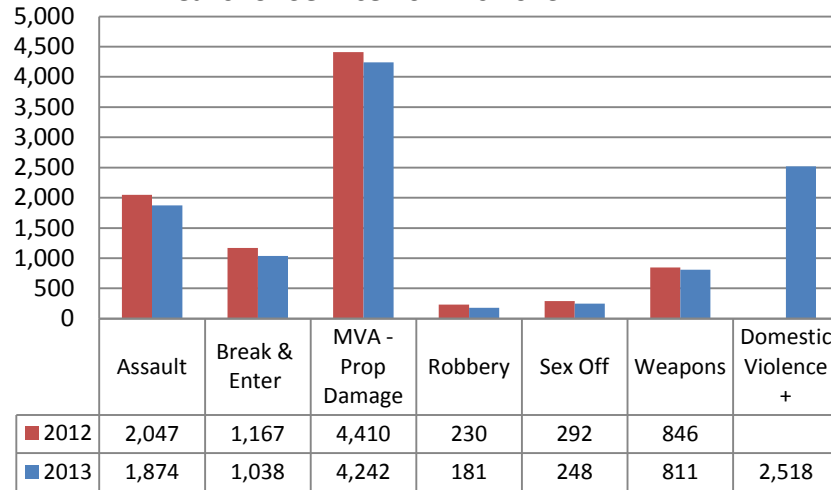
*2013 – includes two motor vehicle related deaths and one nursing home death



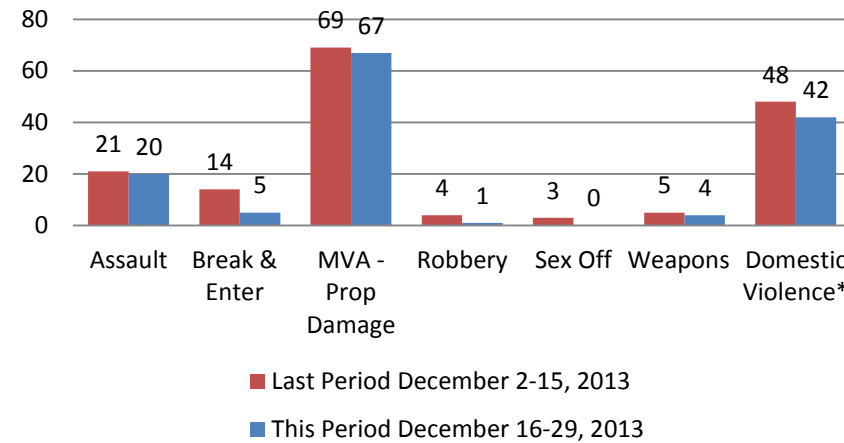
Calls for Service

Comstat Overview

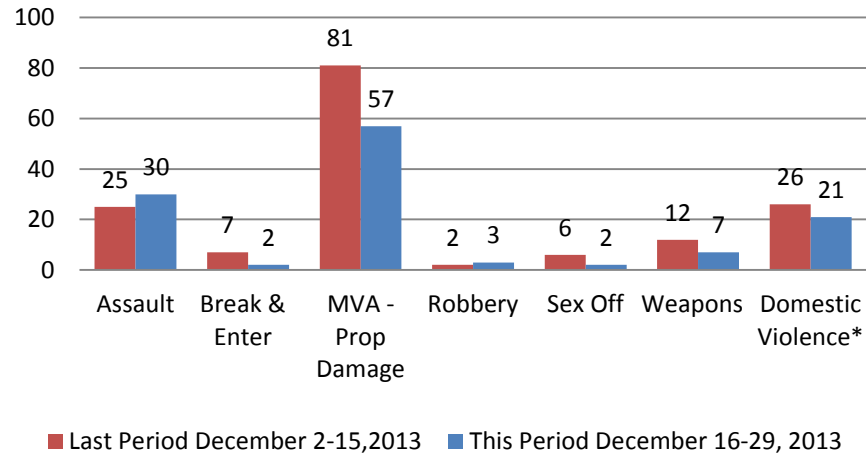
Calls for Service 2012 vs 2013



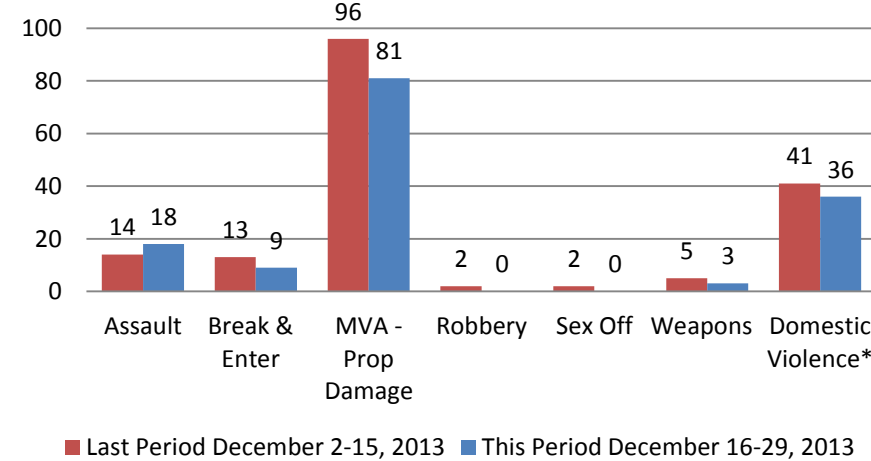
East Division



Central Division



West Division



Comstat incidents comprise break and enters, mischief, property damage, thefts from vehicles, thefts of vehicles, robbery, weapon-related offences, assault causing bodily harm, assault with a weapon, aggravated assault and drug-related offences.

Central Division

Over the past two weeks, Central Division had 38 Comstat-related incidents. This is an overall decrease of 50 per cent with no notable crime trends to report. General pro-active focus remains in the Uptown area, targeting both property crime and crimes against people. Pro-active focus is complimented by directed targeting of known property crime-related offenders as part of the offender management approach.

East Division

Over the past two weeks, East Division had 47 Comstat-related incidents. Overall, incidents have decreased by 43 per cent largely due to the pro-active focus in the Downtown area, resulting in an arrest and significant reduction of activity levels in the area. Current efforts have been directed to frequent breach checks on known offenders to help sustain the low crime levels.

West Division

Over the past two weeks, West Division had 30 Comstat-related incidents. This is an overall reduction of over 57 per cent for the reporting period. Theft from vehicles is down overall but there was a concentration of incidents in the Herring Cove Road area of Spryfield. Pro-active work will continue in the Fairview area, as well as the Herring Cove Road area.

+ 2012 domestic violence year-to-date stats are not available.

*Domestic violence calls for service are not captured under one category; they may be coded under a number of different call types ranging from bail violations to sexual offences. Therefore in the calls for service charts, certain domestic violence incidents may be included in both the domestic violence category and another applicable category.