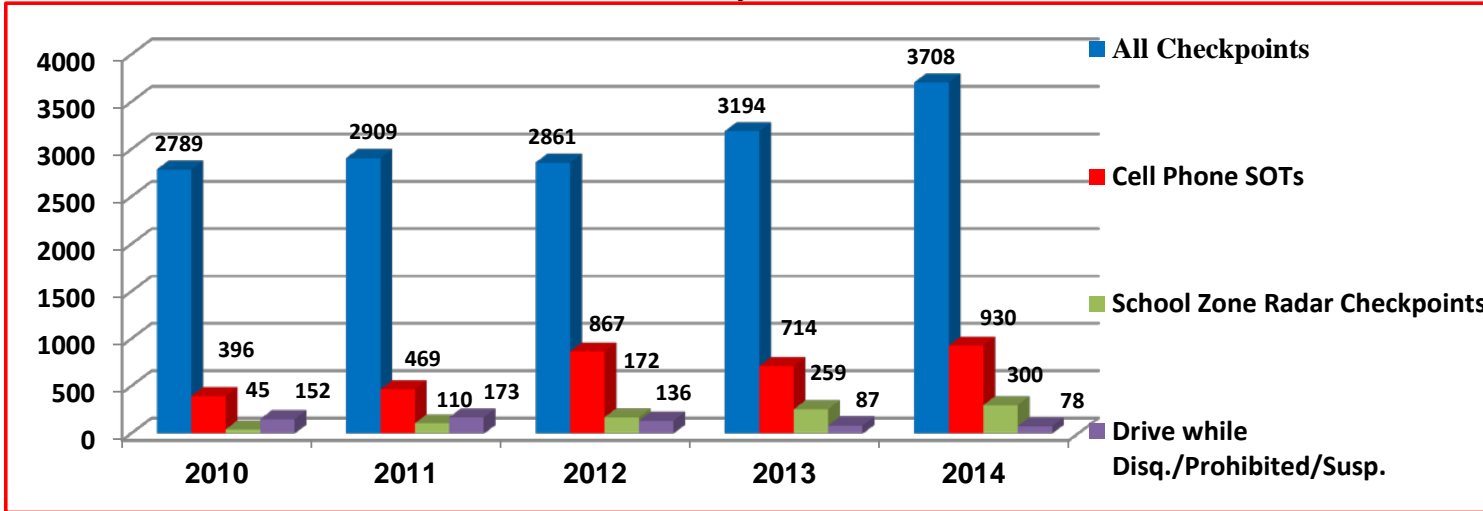


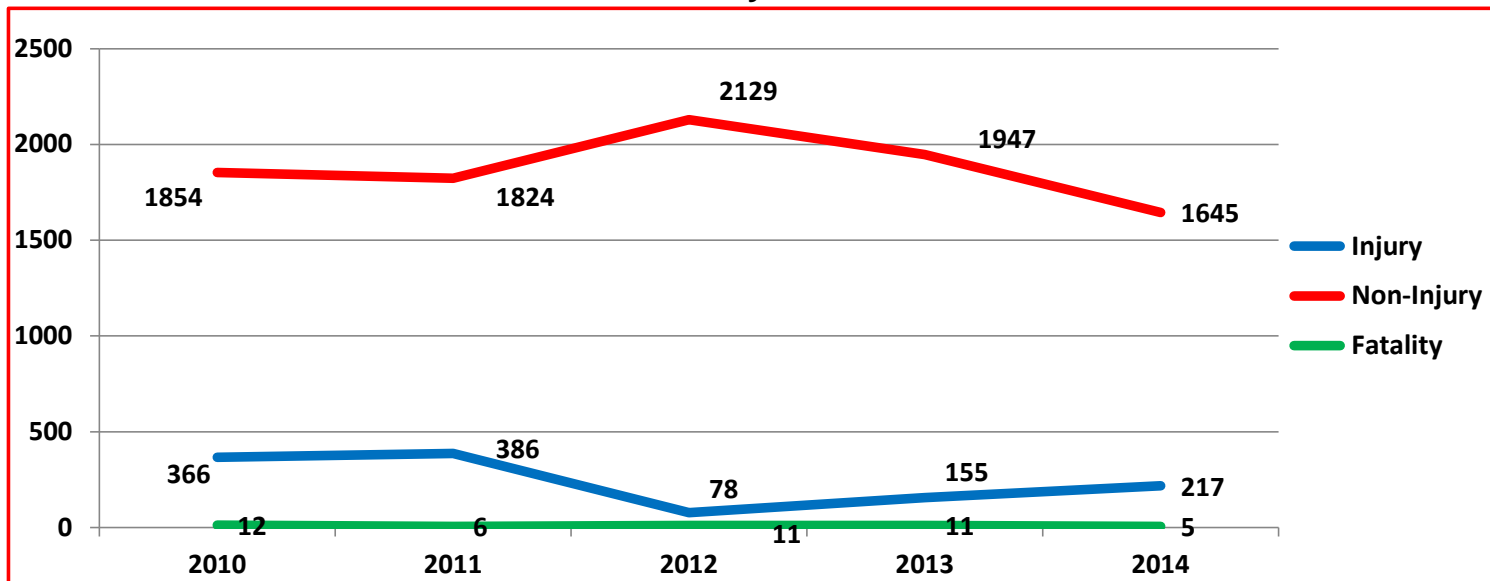


January 1st - December 31st, 2010 - 11 -12 - 13 -14 Comparison

Road Safety Initiatives
January - December



Motor Vehicle Accidents
January - December



Summary

Road Safety

From January 1st - December 31st, 2014, Hfx. District issued 930 Cell Phone SOTs, a +30% increase when compared to the 2013 calendar year. In the 2014 calendar year, Hfx. District experienced 300 radar enforcement checkpoints held within the school zones, a +15% increase over the 2013 calendar year. SOTs for driving while Disqualified, Prohibited or Suspended has decreased by -10% in 2014 over the 2013 calendar year.

Motor Vehicle Accidents

From January 1st - December 31, 2014, Halifax District experienced an -11% decrease in Motor Vehicle Accidents (MVA) when compared to the 2013 calendar year. When comparing the 2014 calendar year to 2010, the District's MVA's decreased by -16%.

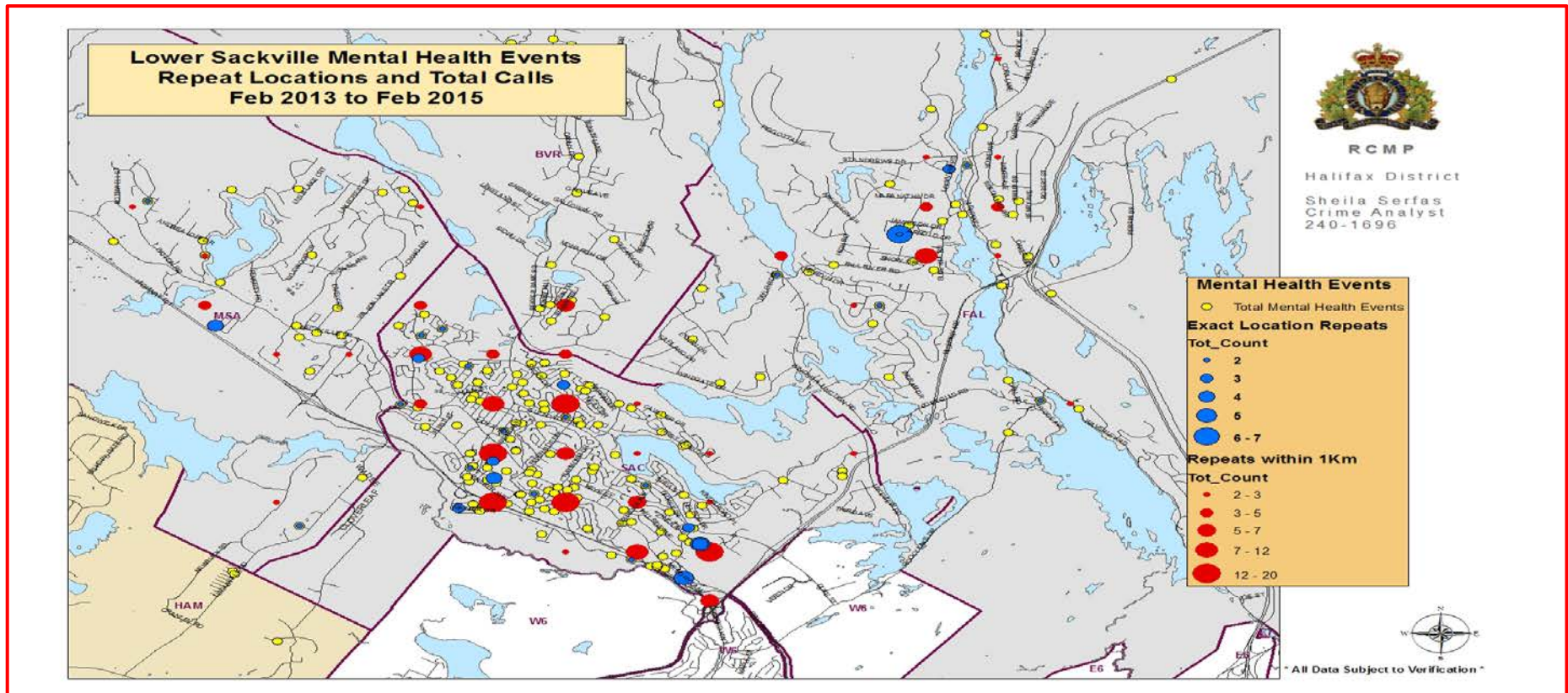
Aggressive Driving

A +16% increase in overall checkpoints, i.e. radar, seat belt etc. was experienced from Jan. 1st - Dec. 31st, 2014 over the 2013 calendar year and a decrease of -26% in speeding SOTs was seen.



February 2013 - February 2014

Mental Health



Mental Health - The map above depicts Mental Health events in Halifax District from Feb 2013 to Feb 2015. In the last two years there have been 653 Mental Health events in the District, with 44% of that total occurring in the Sackville District. Halifax District continues to be evidence based by taking a closer look at our Mental Health events that can potentially consume police resources through hospital wait times. The intent of the analysis will be to look for trends in these events such as repeats by location or person, days of week, time of day, wait times at facilities etc. A working committee has been formed and recommendations will be based on our mental health data on how Halifax District can improve on existing business rules, better tracking and improved Service Delivery for these types of events.