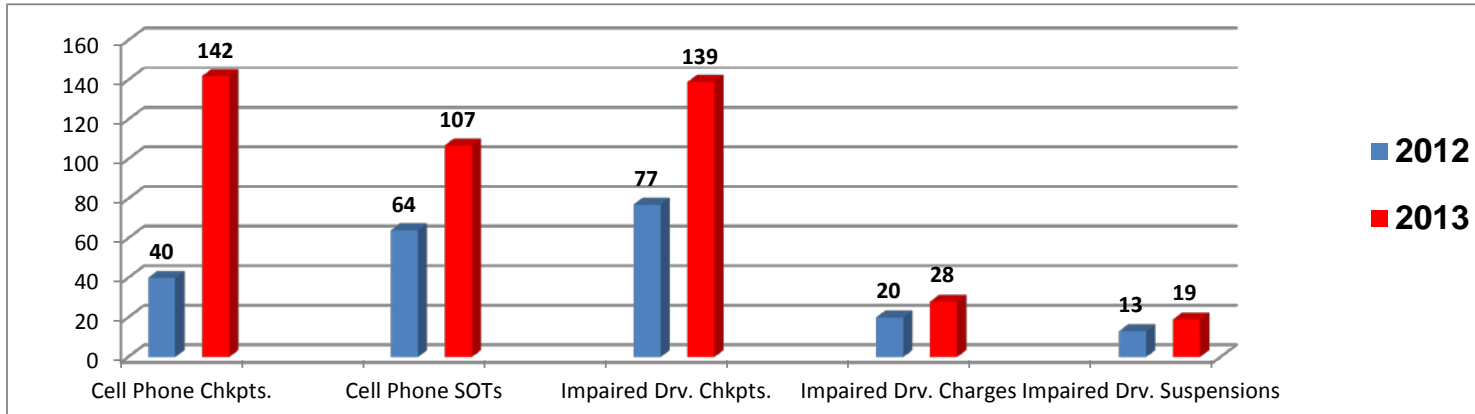




## Road Safety Initiatives March - 2012 - 2013

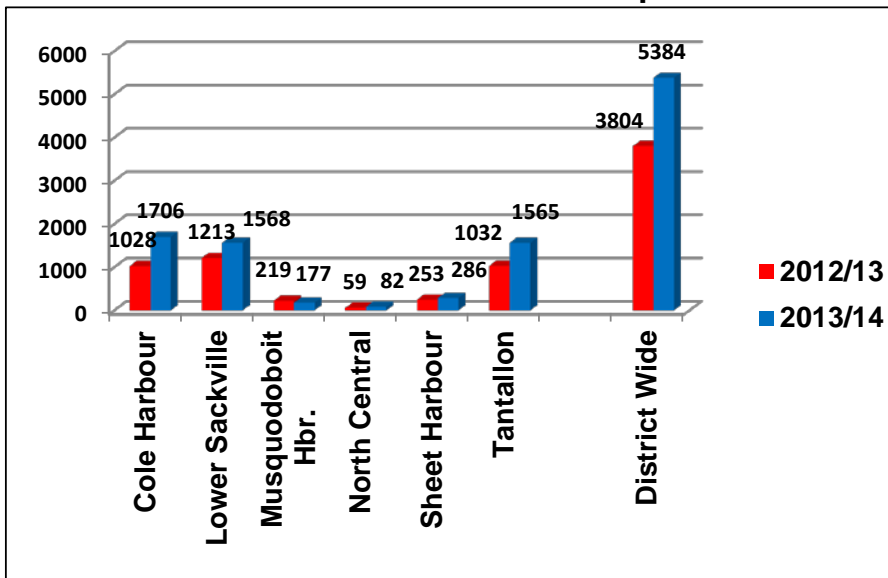


### Summary

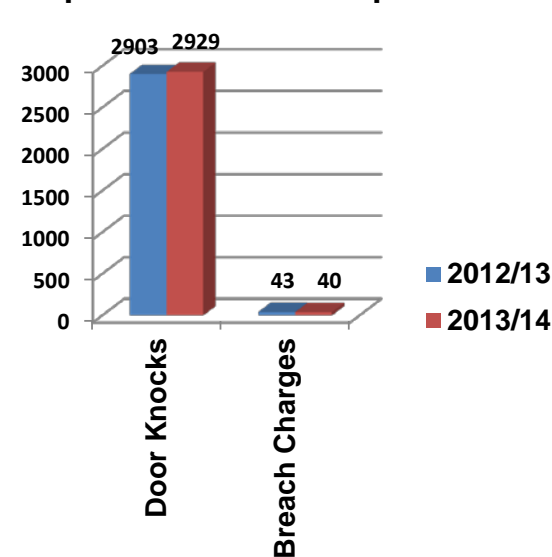
#### Road Safety

In March, Hfx. District conducted a number of Road Safety initiatives, increased Cell Phone and Impaired Driving checkpoints. "Move Over" checkpoints were held, best described as vehicles driving in lane occupied by a stopped Emergency vehicle while exhibiting flashing lights. These checkpoints generated 92 SOTs and 41 warnings.

## Self Generated - Foot Patrols - April - March



## Operation Breach - April - March



#### Foot Patrols

In the 2013/14 fiscal year, Halifax District experienced a total of 5,384 foot patrols resulting in a +42% increase over the 2012/13 fiscal year. The Cole Harbour coverage area had the largest difference with a +66% in 2013/14 over the 2012/13 fiscal year.

#### Operation Breach

From April 1st, 2013 - March 31st, 2014, Hfx. District conducted 2,929 "door knocks" or a +1% increase over the same period last year resulting in a -7% decrease in breach charges.

**Cottage Patrols** - During the month of March, Hfx. District conducted a number of seasonal property patrols in forty-two communities with the use of ATV's, RCMP Air Services (Helicopter), patrol vehicles as well as foot patrols. Members left behind business cards at the cottages alerting owners of their presence. The month of May typically is opening of seasonal properties, this effort enables police to know when the cottage was last secure.



# Hfx. District - Board of Police Commissioner's Dashboard - April 14th, 2014

## Summary

### Road Safety

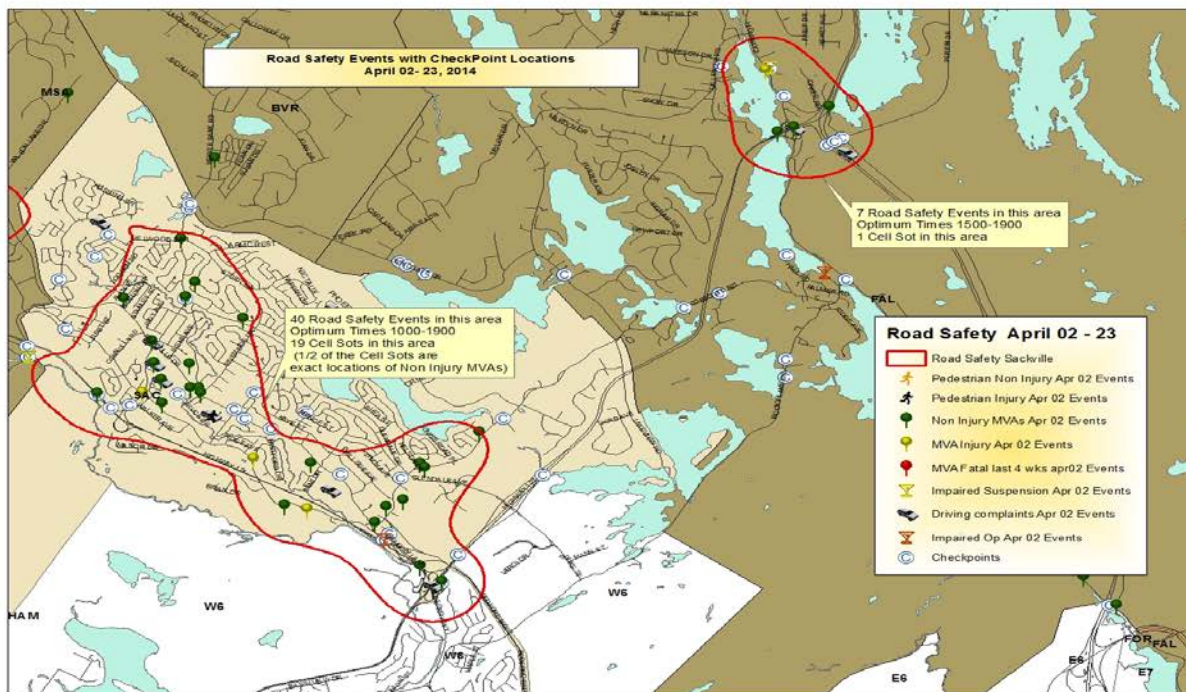
In absence of a Crime Hotspot for the month of March, Halifax District chose to leverage resources with a strong focus on Road Safety. Collaborative efforts along with being data driven have enabled the District members and Metro Traffic Services(MTS) to target specific areas for distracted driving which is a known causal factor for collisions. These initiatives have spilled over into the month of April with Inattentive/Distracted Driving being the focus for Road Safety for April. Hotspot maps with layered Cell phone SOTs and optimum Patrol times for March were distributed April 3rd across the District and the first checkpoint by MTS in the Hotspot returned 21 SOTs issued directly in the Hotspot.



### RCMP Halifax District Road Safety Report OIC C/Supt. Roland Wells Tuesday, April 01, 2014

Sheila Serfas C/M 240-1696, Crime Analyst Halifax District

	March, 2012	March, 2013	Jan. 29th - Feb. 28th, 2014 (Prev. 31 Days)	March, 2014 (Last 31 Days)	# Change (Last 31 Days)	% Change (Last 31 Days)	% Change (Same Period Last Year)	2013 YTD	2014 YTD	% Change Year over Year
Driving Complaint	80	62	85	70	-15	-17.65%	12.90%	193	223	15.54%
MVA - No Injury	166	126	184	118	-66	-35.87%	-6.35%	501	440	-12.18%
MVA - Injury	1	24	20	11	-9	-45.00%	-54.17%	75	49	-34.67%
MVA - Fatality	0	0	1	1	0	0.00%	/0	2	2	0.00%
MVA - Pedestrian - No Injury	0	0	0	1	1	/0	/0	0	1	/0
MVA - Pedestrian - Injury	0	0	2	1	-1	-50.00%	/0	0	3	/0
MVA - Pedestrian - Fatality	0	0	1	0	-1	-100.00%	/0	0	1	/0
Impaired OP MV	11	24	18	25	7	38.89%	4.17%	60	61	1.67%
Impaired Driving Suspensions	13	11	9	15	6	66.67%	36.36%	68	36	-47.06%
Halifax District Totals	271	247	320	242	-78	-24.38%	-2.02%	899	816	-9.23%



RCMP  
Halifax District  
Sheila Serfas  
Crime Analyst  
240-1696