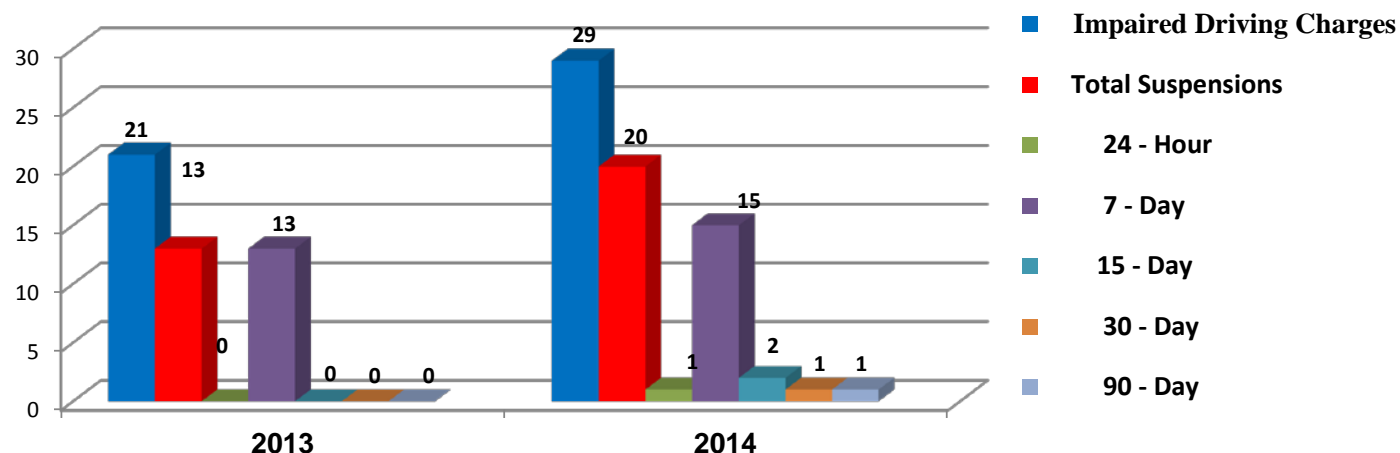




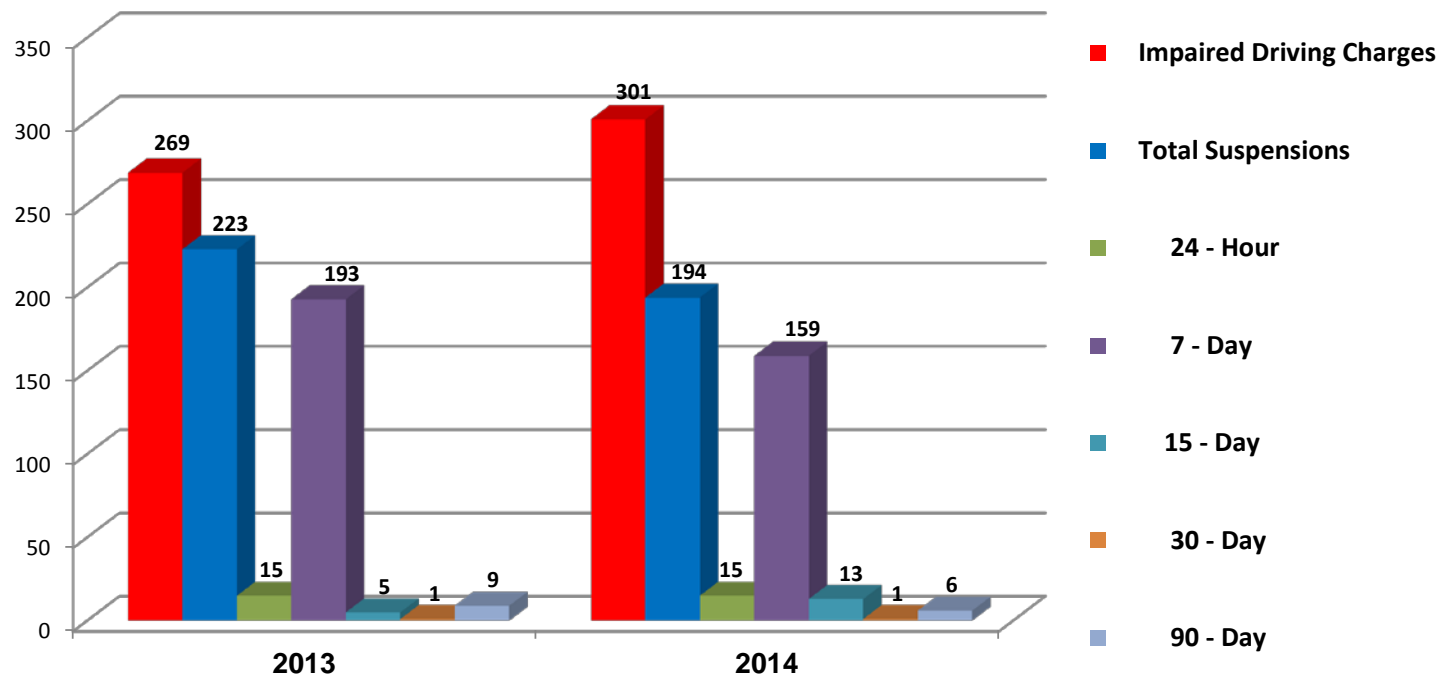
# Hfx. District - Board of Police Commissioner's Dashboard - January 12th, 2015

## December 2013 - 14 Comparison

### Impaired Driving - December



### Impaired Driving January - December



## Summary

### Impaired Driving - December

In December 2014, Hfx. District charged 29 individuals with impaired driving, a +38% increase in impaired driving charges and a +54% increase in impaired driving suspensions compared to December 2013. The District received fourteen 911 impaired driving complaints from the public, a +27% increase over December 2013. They contributed in nine impaired driving charges and two impaired driving suspensions, three calls were unfounded.

### Impaired Driving January - December

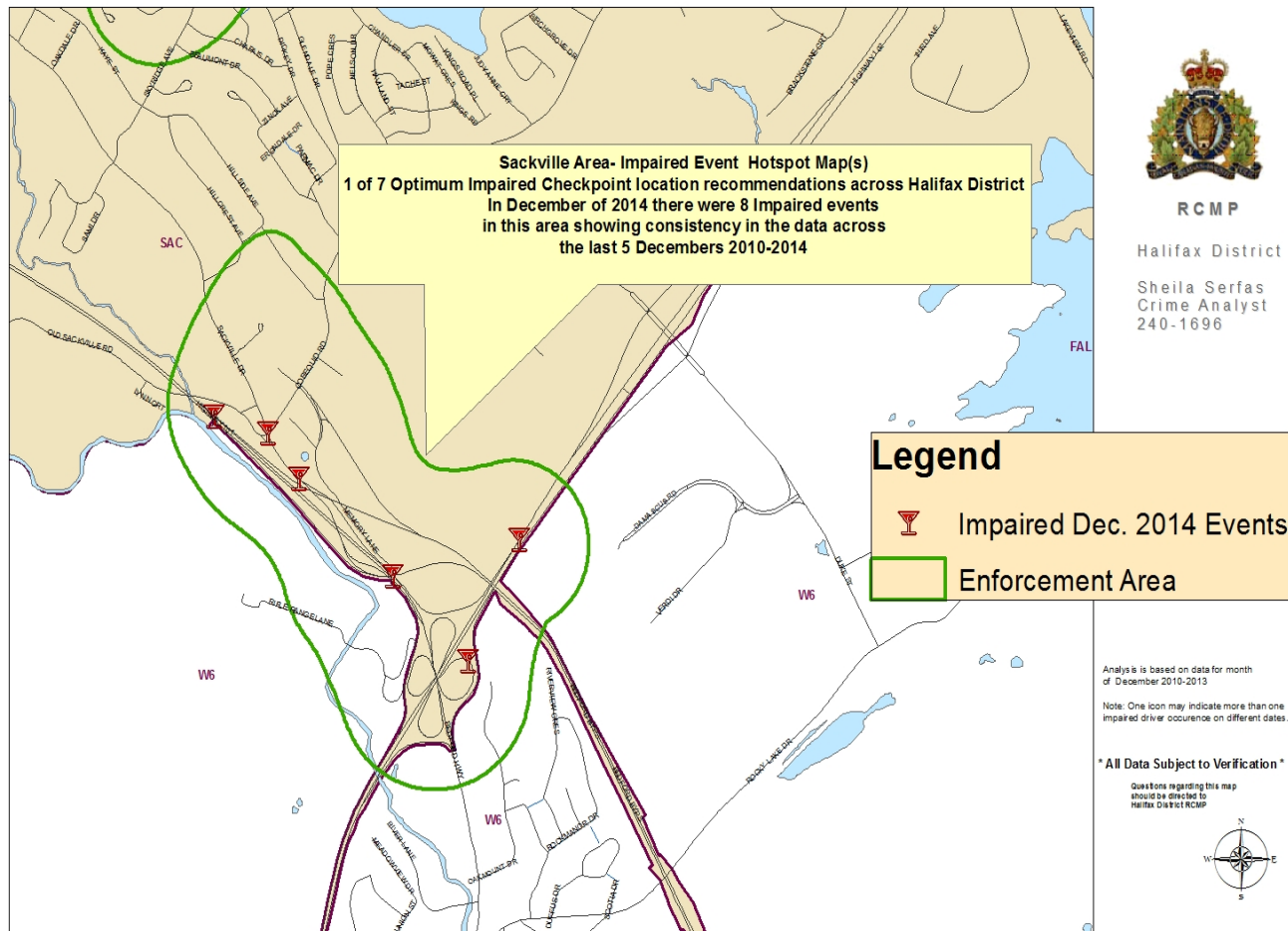
From January 1st - December 31st 2014, Hfx. District charged 301 individuals with impaired driving, a +12% increase in impaired driving charges and a -13% decrease in impaired driving suspensions when compared to the 2013 calendar year. The District received one hundred and eighty-four 911 impaired driving complaints from the public, a -2% decrease over the same period last year. They contributed in one hundred and nineteen impaired driving charges and eighteen driving suspensions, forty-seven calls were unfounded.



# Hfx. District - Board of Police Commissioner's Dashboard - January 12th, 2015

December

## Impaired Driving



## Summary

### Crime Reduction

Halifax District's focus for December 2014 was not only on potential locations for possible Impaired Driving events but also on curbing would be thieves in Business District parking areas during the shopping season. Several initiatives contributed to this including: Media releases advising the public on ways to avoid being a victim of theft, Citizen on Patrol and Stetsons & Spurs distribution of "Operation Hawkeye" flyers in parking lots, Foot Patrols with a concentration on business parking areas, discussions with business owners and stationary patrols with high visibility of marked police cars and officers. This was very well received with positive comments from both the business and the general public.

Halifax District identified through previous years data for December(s) 2010-2013 locations where impaired events occurred every December for each of the 4 years. Hotspot locations were identified based on there being consistent data for each year. Maps were distributed to all officers with optimum times and locations of checkpoints and these were used to help determine locations for enforcement. The data proved both valuable and consistent with previous years as per the map shown, are the impaired events directly in one of the analyzed areas.