



**STAFF REPORT
Board of Police Commissioners**

January 2014

SICK LEAVE	7
INJURY LEAVE	7
LONG TERM DISABILITY	4
MATERNITY LEAVE	8
PARENTAL LEAVE	0
UN PEACEKEEPING ASSIGNMENT	1
HAITI ASSIGNMENT	0
OTHER	1

As of January 2014 this report includes all HRP employees, including HRP sworn/civilian Non-union and NSUPE members.



*Halifax Regional Police
1975 Gottingen Street
Halifax, Nova Scotia
Canada B3J 2H1*

*Chief of Police
Jean-Michel (JM) Blais
Halifax Regional Police
Directeur de police*

*Leading and
Partnering
in our Community
to Serve and Protect*

Halifax Regional Police - Volunteers

Burnside Watch -	11
Central Citizens on Patrol -	7
East Citizens on Patrol -	12
West Citizens on Patrol -	7
H.R.P. Youth Program -	32
Victim Services -	26
Cops 'n Kids Youth Leaders	16
Seniors' Home Safety Program-	11
Neighbourhood Watch - Halifax	11 coordinators
Dartmouth	11 coordinators
Bedford	8 coordinators
Total	152 Volunteers

Burnside Watch

The Burnside Watch works to curtail crime in the Burnside Business Park and Dartmouth Crossing.

Citizens on Patrol - Central, East and West Divisions

These volunteers patrol their communities, looking for suspicious activity and alerting police to potential situations.

HRP Youth Program

The program includes youth aged 14 - 18 years, leaders-in-training, 19-20 years and adult leaders 21+ years. Youth take part in a variety of educational, fun and community service related activities.

Victim Services

This group primarily provides support to victims of crimes or traumatic situations. Victims of domestic violence are the main focus of the unit. These volunteers work with clients over the phone or on-scene during the evening.

Cops N Kids Youth Leaders

These high-school age youth act as mentors for younger children and assist with Cops N Kids camp, as well as subsequent events throughout the school year.

Seniors' Home Safety Program

Volunteers aged 55+, who conduct free home safety checks for their peers, living in private residences, to reduce risk of accidents, injuries and victimization.

Neighbourhood Watch

These volunteers are the eyes and ears for the community. They communicate with their neighbours and police on crime and safety related issues.



Halifax Regional Police
1975 Gottingen Street
Halifax, Nova Scotia
Canada B3J 2H1

JM Blais
Chief of Police

Website:
www.police.halifax.ns.ca

Memorandum

Date: February 3, 2014
To: Chief J.M. Blais
From: Sergeant David W. Reynolds
Re: Traffic Section Report – January 1-31, 2014

The Traffic section's monthly theme for January was "Driving for Conditions (vehicle preparation)" in compliance with the provincial calendar. This included checks of any vehicles that were stopped during regular traffic infractions to ensure they were appropriately equipped for winter driving with good tire tread, windshield wipers as well as obstacle-free windows. GO file 6043 covers all of the individual checks and activities associated with this theme.

The provincial theme for February 2014 is "Seatbelts, Child Restraint Systems".

SOTs issued for the month of January, 2014:

Traffic:	254
Patrol:	1,497
Total:	1,751

Other motor vehicle section enforcement stats for January, 2014:

Signs and signals:	214
Cell phone:	70
Seat belts:	29
Crosswalk violations:	11

Also during the month of January, Traffic officers participated in the following events:

- On January 7th, 23rd, and 30th, Sgt. Reynolds attended the Crosswalk Safety Advisory Committee meeting held at City Hall to assist with completion of the pedestrian safety plan. During the last meeting on the 30th, the report was finalized and will be going before Council in April with various recommendations.
- On January 16th, Sgt. Reynolds attended a monthly meeting of ATAC, Active Transportation Advisory Committee, at the Bloomfield Centre and provided a power point presentation on crosswalk and bicycle safety at the request of Councillor Watts.
- On January 24th, Sgt. Reynolds attended a meeting at Alderney Dr. HRM facilities with Councillor Craig in an effort to assist with the Pedestrian Safety report also due before Council in April.

- On January 27th, Sgt. Reynolds met with members of HRM Traffic Engineering as well as other officers responsible for traffic enforcement to deal with a proposal to alter truck routes in the Hammonds Plains Rd. area.
- On January 12-17th, Cst. Peter Webber attended Yorke Regional Police Service to participate in the CDR (Crash Data Recorder) operator and analyst's training program.

Additions made to our Trafficcop Facebook page included the following for the month of November:

- January 3rd – sending out notice about weather related slippery roads throughout HRM as well as winter ban reached over 1,300;
- January 7th – winter storm notice about road conditions reached over 800 people;
- January 21st – reminding motorists to clear snow off of their vehicles before heading out on the roadway as well as winter weather driving reached over 8,600 people;
- January 29th – yet another winter storm driving tip sent out reached over 670 people.

Respectfully submitted,

Sergeant David W. Reynolds
NCO i/c
Integrated HRP/RCMP Traffic Section

[illegible]



HALIFAX REGIONAL POLICE
POLICE COMMISSION REPORT
4th QUARTER 2013

January 21, 2014

Halifax Regional Police
Environmental Scan of Preliminary Crime Statistics
4th Quarter 2013

Total City Wide Criminal Code Offences/Drugs

Total Criminal Code offences reported in the 4th quarter of 2013 show a decrease of -197 reported offences or a % of change = -5% compared to the 4th quarter of 2012. Drugs for 4th quarter 2013 show an increase of 31 offences or a % of change = 19% compared to 4th quarter 2012.

Property offences account for 56% of reported C.C.C. offences, while crimes against persons account for 13% and other criminal code offences account for 31%.

Property Crimes

Property crime shows a decrease of -19 reported offences or -1% of change.

Stolen motor vehicles decreased by -17 offences or a % of change = -18%.

Break and Enters decreased by -22 offences or a % of change = -10%.

Fraud decreased by -31 offences or a % of change = -12%.

Violent Crimes

Violent crimes has experienced a decrease in the 4th quarter of 2013 over 2012 by -46 offences or a % of change = -8%.

Robberies increased by 8 offences or a % of change = 18%.

Homicides show an increase, reporting 0 in the 4th quarter of 2012 and 2 in 4th quarter 2013. Attempt murders increased by 4 with 3 in 2012 and 7 in 2013.

Assaults decreased by -63 offences or a % of change = -13%. Assaults account for 86% of violent crimes in the 4th quarter of 2013.

Other Criminal Code

Includes prostitution, gaming/betting, offensive weapons, and other criminal code offences (arson, property damage, indecent acts, counterfeiting, etc). Counterfeiting currency offences have decreased by in the 4th quarter of 2013 over 2012, and wilful damage under \$5000 has decreased by -90 offences in 2013 over 2012.

Prostitution offences increased by 11 offences in the 4th quarter of 2013 over 2012.

Please note offences such as drug and prostitution are sensitive to directed enforcement and detection.



HALIFAX REGIONAL POLICE **Quarterly Statistical Overview** **4th Quarter**

	4th Qtr 2012	4th Qtr 2013	# Change	% Change	YTD 2012	YTD 2013	# Change	% Change
PERSONS								
Homicide	0	2	2	100.00	7	6	-1	-14.29
Attempted Murder	3	7	4	133.33	18	29	11	61.11
Robbery	44	52	8	18.18	219	195	-24	-10.96
Assaults	500	437	-63	-12.60	2129	1938	-191	-8.97
All Others	8	11	3	37.50	30	32	2	6.67
TOTAL	555	509	-46	-8.29	2403	2200	-203	-8.45
PROPERTY								
Break And Enter	227	205	-22	-9.69	974	905	-69	-7.08
Theft Motor Vehicle	96	79	-17	-17.71	365	319	-46	-12.60
Theft > 5000	23	18	-5	-21.74	90	66	-24	-26.67
Theft < 5000	1575	1639	64	4.06	6387	5796	-591	-9.25
Have Stolen Goods	48	40	-8	-16.67	246	178	-68	-27.64
Frauds	263	232	-31	-11.79	906	978	72	7.95
TOTAL	2232	2213	-19	-0.85	8968	8242	-726	-8.10
CRIMINAL OTHER								
Prostitution	1	11	10	1000.00	19	44	25	131.58
Offensive Weapons	40	40	0	0.00	190	208	18	9.47
Other Criminal Code	1299	1157	-142	-10.93	5748	5070	-678	-11.80
TOTAL	1340	1208	-132	-9.85	5957	5322	-635	-10.66
TOTAL CRIMINAL CODE	4127	3930	-197	-4.77	17328	15764	-1564	-9.03
FEDERAL								
General	11	10	-1	-9.09	43	41	-2	-4.65
Drugs	161	192	31	19.25	750	717	-33	-4.40
TOTAL	172	202	30	17.44	793	758	-35	-4.41
PROVINCIAL								
General	1133	1254	121	10.68	4741	4744	3	0.06
Liquor	523	450	-73	-13.96	2196	1872	-324	-14.75
Traffic	6691	4368	-2323	-34.72	33347	25263	-8084	-24.24
TOTAL	8347	6072	-2275	-27.26	40284	31879	-8405	-20.86
TRAFFIC & COLLISION								
Criminal Code	448	394	-54	-12.05	1677	1579	-98	-5.84
Collisions	1825	1757	-68	-3.73	6483	6292	-191	-2.95
PERSONS								
Fatalities	3	2	-1	-33.33	7	8	1	14.29
Injured	205	173	-32	-15.61	737	617	-120	-16.28

HALIFAX REGIONAL POLICE
Quarterly Statistical Overview
4th Quarter

East Division	4th Qtr 2012	4th Qtr 2013	# Change	% Change	YTD 2012	YTD 2013	# Change	% Change
PERSONS								
Homicide	0	0	0	0.00	1	3	2	200.00
Attempted Murder	1	4	3	300.00	7	11	4	57.14
Robbery	21	22	1	4.76	96	89	-7	-7.29
Assaults	185	168	-17	-9.19	776	692	-84	-10.82
All Others	1	6	5	500.00	13	15	2	15.38
TOTAL	208	200	-8	-3.85	893	810	-83	-9.29
PROPERTY								
Break And Enter	88	81	-7	-7.95	401	322	-79	-19.70
Theft Motor Vehicle	43	27	-16	-37.21	146	110	-36	-24.66
Theft > 5000	6	9	3	50.00	32	25	-7	-21.88
Theft < 5000	558	521	-37	-6.63	2202	1820	-382	-17.35
Have Stolen Goods	17	7	-10	-58.82	75	53	-22	-29.33
Frauds	66	74	8	12.12	286	304	18	6.29
TOTAL	778	719	-59	-7.58	3142	2634	-508	-16.17
CRIMINAL OTHER								
Prostitution	1	4	3	300.00	10	11	1	10.00
Offensive Weapons	18	15	-3	-16.67	57	89	32	56.14
Other Criminal Code	488	478	-10	-2.05	2268	1987	-281	-12.39
TOTAL	507	497	-10	-1.97	2335	2087	-248	-10.62
TOTAL CRIMINAL CODE	1493	1416	-77	-5.16	6370	5531	-839	-13.17
FEDERAL								
General	5	4	-1	-20.00	18	20	2	11.11
Drugs	67	49	-18	-26.87	260	233	-27	-10.38
TOTAL	72	53	-19	-26.39	278	253	-25	-8.99

HALIFAX REGIONAL POLICE
Quarterly Statistical Overview
4th Quarter

West Division	4th Qtr 2012	4th Qtr 2013	# Change	% Change	YTD 2012	YTD 2013	# Change	% Change
PERSONS								
Homicide	0	1	1	100.00	3	1	-2	-66.67
Attempted Murder	0	2	2	100.00	4	6	2	50.00
Robbery	9	14	5	55.56	37	41	4	10.81
Assaults	148	110	-38	-25.68	608	583	-25	-4.11
All Others	5	3	-2	-40.00	12	7	-5	-41.67
TOTAL	162	130	-32	-19.75	664	638	-26	-3.92
PROPERTY								
Break And Enter	74	66	-8	-10.81	279	305	26	9.32
Theft Motor Vehicle	39	34	-5	-12.82	147	134	-13	-8.84
Theft > 5000	14	6	-8	-57.14	38	29	-9	-23.68
Theft < 5000	513	608	95	18.52	2055	2095	40	1.95
Have Stolen Goods	16	13	-3	-18.75	62	59	-3	-4.84
Frauds	98	86	-12	-12.24	298	367	69	23.15
TOTAL	754	813	59	7.82	2879	2989	110	3.82
CRIMINAL OTHER								
Prostitution	0	4	4	100.00	1	13	12	1200.00
Offensive Weapons	12	12	0	0.00	78	58	-20	-25.64
Other Criminal Code	329	305	-24	-7.29	1398	1334	-64	-4.58
TOTAL	341	321	-20	-5.87	1477	1405	-72	-4.87
TOTAL CRIMINAL CODE	1257	1264	7	0.56	5020	5032	12	0.24
FEDERAL								
General	2	4	2	100.00	8	14	6	75.00
Drugs	49	45	-4	-8.16	192	194	2	1.04
TOTAL	51	49	-2	-3.92	200	208	8	4.00

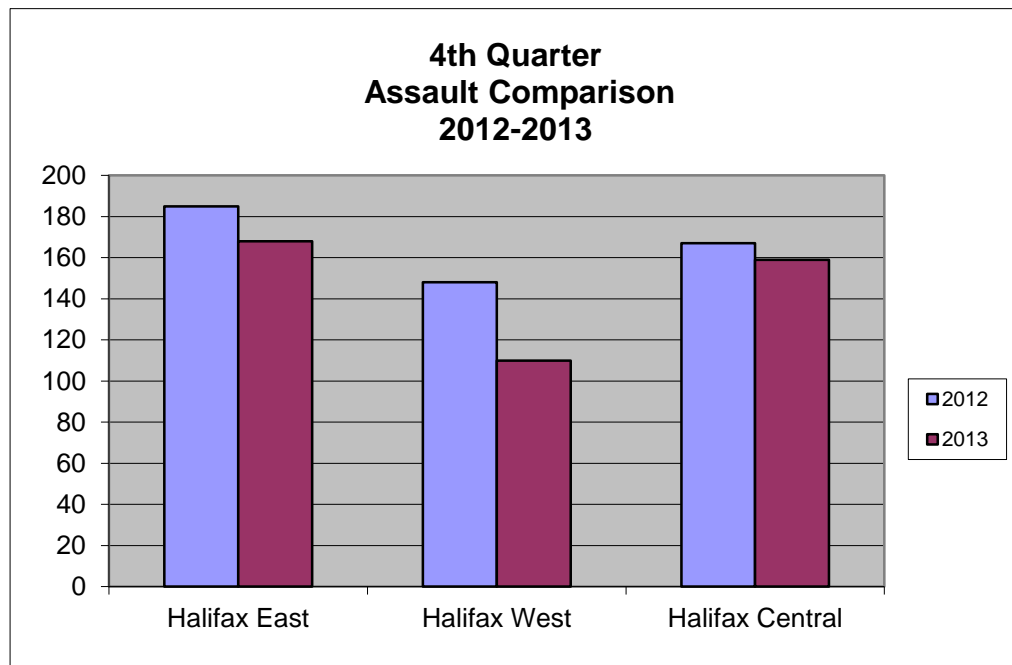
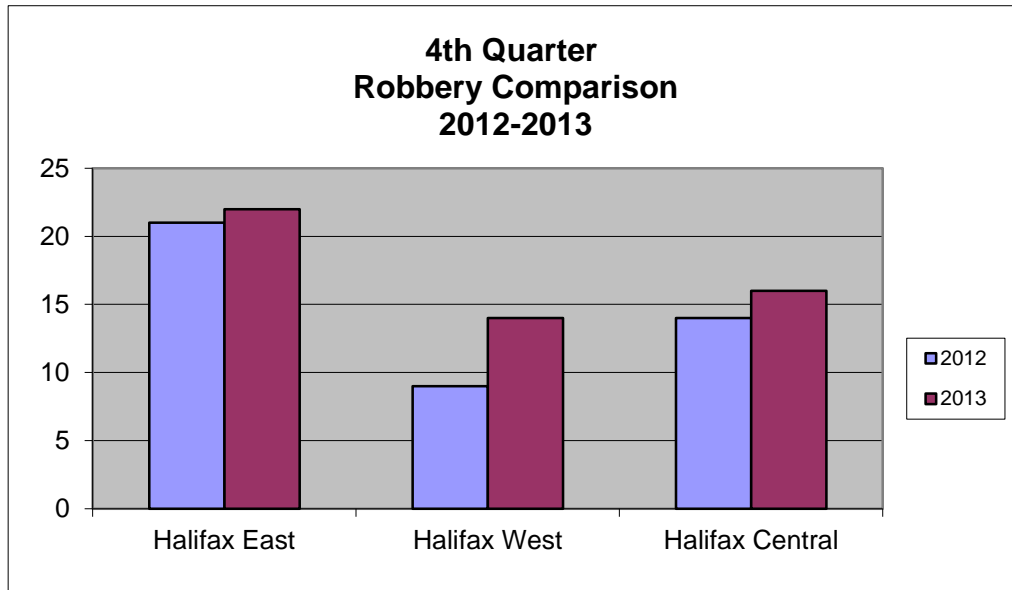
HALIFAX REGIONAL POLICE
Quarterly Statistical Overview
4th Quarter

Central Division	4th Qtr 2012	4th Qtr 2013	# Change	% Change	YTD 2012	YTD 2013	# Change	% Change
PERSONS								
Homicide	0	1	1	100.00	3	2	-1	-33.33
Attempted Murder	2	1	-1	-50.00	7	12	5	71.43
Robbery	14	16	2	14.29	86	65	-21	-24.42
Assaults	167	159	-8	-4.79	745	663	-82	-11.01
All Others	2	2	0	0.00	5	10	5	100.00
TOTAL	185	179	-6	-3.24	846	752	-94	-11.11
PROPERTY								
Break And Enter	65	58	-7	-10.77	294	278	-16	-5.44
Theft Motor Vehicle	14	18	4	28.57	72	75	3	4.17
Theft > 5000	3	3	0	0.00	20	12	-8	-40.00
Theft < 5000	504	510	6	1.19	2130	1881	-249	-11.69
Have Stolen Goods	15	20	5	33.33	109	66	-43	-39.45
Frauds	99	72	-27	-27.27	322	307	-15	-4.66
TOTAL	700	681	-19	-2.71	2947	2619	-328	-11.13
CRIMINAL OTHER								
Prostitution	0	3	3	100.00	8	20	12	150.00
Offensive Weapons	10	13	3	30.00	55	61	6	10.91
Other Criminal Code	482	374	-108	-22.41	2082	1749	-333	-15.99
TOTAL	492	390	-102	-20.73	2145	1830	-315	-14.69
TOTAL CRIMINAL CODE	1377	1250	-127	-9.22	5938	5201	-737	-12.41
FEDERAL								
General	4	2	-2	-50.00	17	7	-10	-58.82
Drugs	45	98	53	117.78	298	290	-8	-2.68
TOTAL	49	100	51	104.08	315	297	-18	-5.71

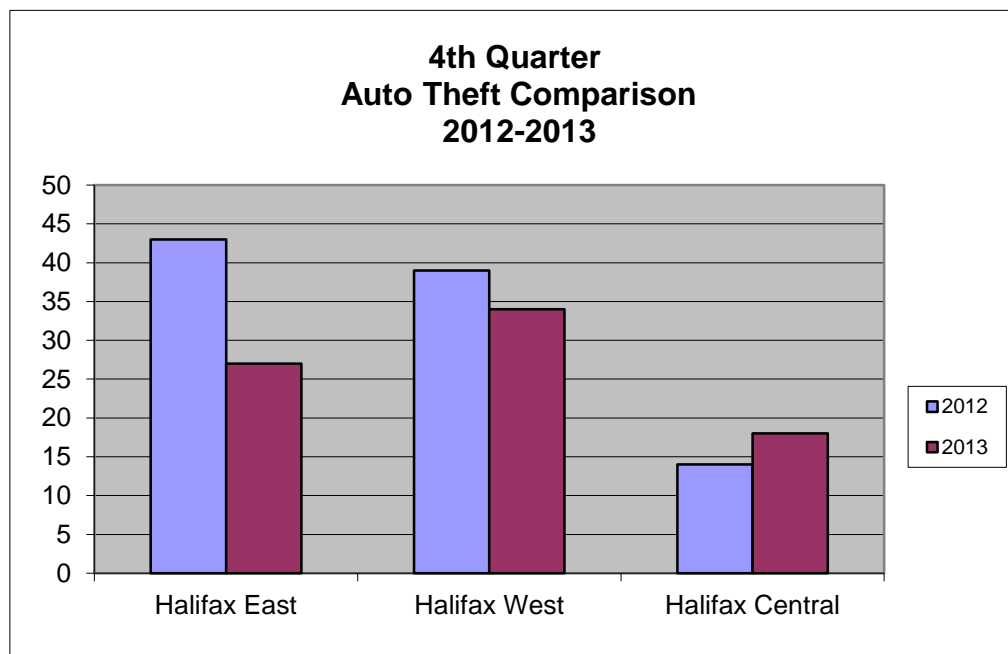
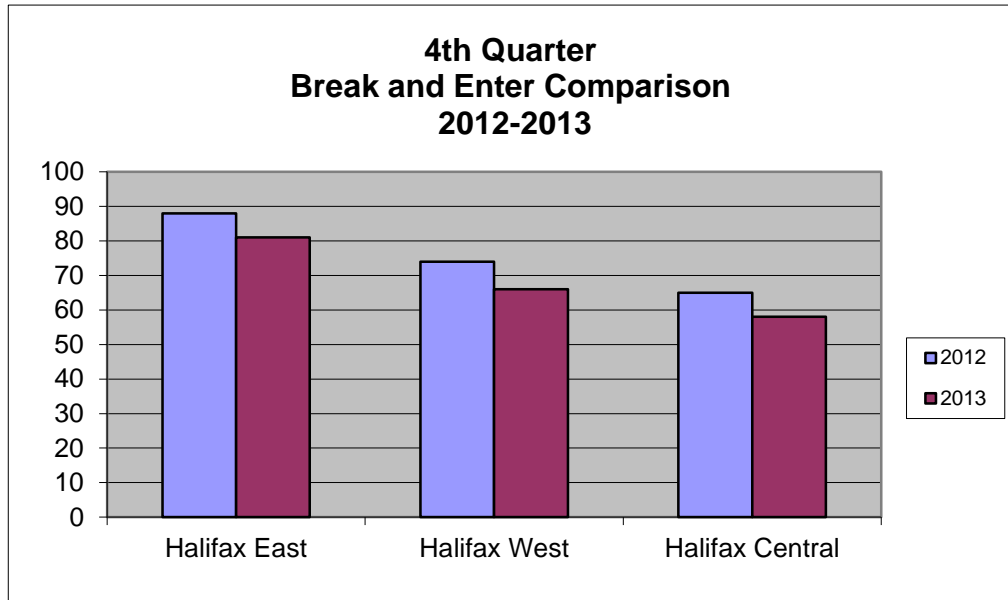
**4th Quarter 2013
Reported Crime Distribution
by Division**

District	Violent	Property	OCC	Total	% of Total
Halifax East	200	719	497	1416	36.03%
Halifax West	130	813	321	1264	32.16%
Halifax Central	179	681	390	1250	31.81%
Total	509	2213	1208	3930	100%


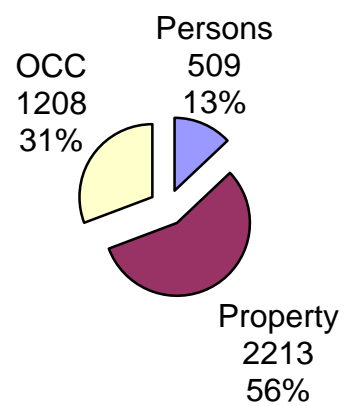
**Crimes Against Persons
4th Quarter Comparison
2012-2013**




**Crimes Against Property
4th Quarter Comparison
2012-2013**




Halifax Regional Police 4th Quarter Regional Stats 2013



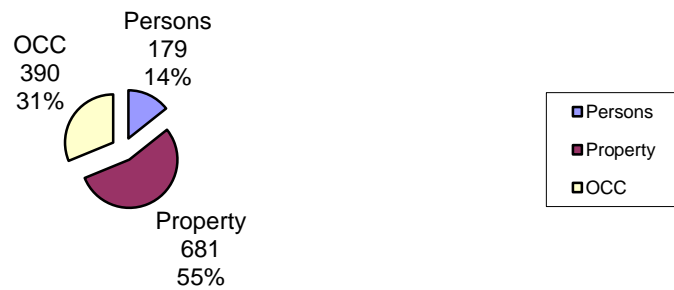
HRP 4th Quarter Stats East



HRP 4th Quarter Stats West



HRP 4th Quarter Stats Central





HRM Policing Services
2013 4th Quarter/Year End Statistics



	4th Qtr 2012	4th Qtr 2013	# Change	% Change	YTD 2012	YTD 2013	# Change	% Change
PERSONS								
Homicide	1	2	1	100.00	11	8	-3	-27.27
Attempted Murder	3	9	6	200.00	23	37	14	60.87
Robbery	56	64	8	14.29	268	229	-39	-14.55
Assaults	640	590	-50	-7.81	2768	2562	-206	-7.44
All Others	9	12	3	33.33	37	42	5	13.51
TOTAL	709	677	-32	-4.51	3107	2878	-229	-7.37
PROPERTY								
Break And Enter	371	315	-56	-15.09	1525	1319	-206	-13.51
Theft Motor Vehicle	151	126	-25	-16.56	547	491	-56	-10.24
Theft > 5000	30	22	-8	-26.67	129	91	-38	-29.46
Theft < 5000	2025	2062	37	1.83	8477	7635	-842	-9.93
Have Stolen Goods	69	57	-12	-17.39	334	285	-49	-14.67
Frauds	343	308	-35	-10.20	1196	1309	113	9.45
TOTAL	2989	2890	-99	-3.31	12208	11130	-1078	-8.83
CRIMINAL OTHER								
Prostitution	1	13	12	1200.00	21	51	30	142.86
Offensive Weapons	63	66	3	4.76	312	308	-4	-1.28
Other Criminal Code	1750	1584	-166	-9.49	7605	6796	-809	-10.64
TOTAL	1814	1663	-151	-8.32	7938	7155	-783	-9.86
TOTAL CRIMINAL CODE	5512	5230	-282	-5.12	23253	21163	-2090	-8.99
FEDERAL								
General	18	18	0	0.00	66	74	8	12.12
Drugs	311	325	14	4.50	1329	1232	-97	-7.30
TOTAL	329	343	14	4.26	1395	1306	-89	-6.38
PROVINCIAL								
General	1553	1623	70	4.51	6484	6289	-195	-3.01
Liquor	532	456	-76	-14.29	2241	1892	-349	-15.57
Traffic	9975	6466	-3509	-35.18	47284	36338	-10946	-23.15
TOTAL	12060	8545	-3515	-29.15	56009	44519	-11490	-20.51
TRAFFIC & COLLISION								
Criminal Code	689	538	-151	-21.92	2495	2479	-16	-0.64
Collisions	2426	2460	34	1.40	8643	8560	-83	-0.96
PERSONS								
Fatalities	8	5	-3	-37.50	16	19	3	18.75
Injured	314	229	-85	-27.07	1133	896	-237	-20.92



HRM Policing Services Environmental Scan 4th Quarter 2013



Total HRM Criminal Code Offences/Drugs

Total Criminal Code offences reported in the fourth quarter of 2013 show a **decrease** of -282 reported offences or a **decrease** of -5.12% compared to the fourth quarter of 2012. Drugs in the fourth quarter of 2013 show an **increase** of 14 offences or an **increase** of 4.50% compared to the fourth quarter of 2012.

Property offences account for **55%** of the reported Total Criminal Code offences, while crimes against Persons account for **13%** and Criminal Other offences account for **32%**.

Property Crimes

Property crime shows a **decrease** of -99 reported offences or -3.31%.

Stolen motor vehicles **decreased** by -25 offences or -16.56%.

Break and Enters **decreased** by -56 offences or -15.09%.

Frauds **decreased** by -35 offences or -10.20%.

Violent Crimes

Violent crime has experienced a **decrease** in the fourth quarter of 2013 compared to 2012 by -32 offences or a change of -4.51%.

Robberies **increased** by 8 offences or a change of 14.29%.

Homicides **increased** by 1 incident in 2013 compared to the fourth quarter of 2012 or 100%.

Attempted murders **increased** by 6 offences in the fourth quarter of 2013 or a change of 200%.

Assaults **decreased** by -50 offences or a change of -7.81%. Assaults accounted for **87%** of violent crimes in the fourth quarter of 2013.

Criminal Other

Includes prostitution, gaming/betting, offensive weapons, and other criminal code offences (arson, property damage, indecent acts, counterfeiting, etc) has **decreased** by -151 or -8.32%.

Prostitution offences **increased** by 12 offences in the fourth quarter of 2013 over 2012 or 1200%.

Please note offences such as drug and prostitution are sensitive to directed enforcement and detection.



STAFF REPORT
Board of Police Commissioners

February 2014

SICK LEAVE	10
INJURY LEAVE	8
LONG TERM DISABILITY	4
MATERNITY LEAVE	5
PARENTAL LEAVE	0
UN PEACEKEEPING ASSIGNMENT	1
HAITI ASSIGNMENT	0
OTHER	1 (WCB)

As of January 2014 this report includes all HRP employees, including HRP sworn/civilian Non-union and NSUPE members.



*Halifax Regional Police
1975 Gottingen Street
Halifax, Nova Scotia
Canada B3J 2H1*

Chief of Police
Jean-Michel (JM) Blais
Halifax Regional Police
Directeur de police

*Leading and
Partnering
in our Community
to Serve and Protect*

Halifax Regional Police - Volunteers

Burnside Watch -	10
Central Citizens on Patrol -	6
East Citizens on Patrol -	12
West Citizens on Patrol -	6
H.R.P. Youth Program -	32
Victim Services -	25
Cops 'n Kids Youth Leaders	16
Seniors' Home Safety Program-	11
Neighbourhood Watch - Halifax	11 coordinators
Dartmouth	11 coordinators
Bedford	8 coordinators
Total	148 Volunteers

Burnside Watch

The Burnside Watch works to curtail crime in the Burnside Business Park and Dartmouth Crossing.

Citizens on Patrol - Central, East and West Divisions

These volunteers patrol their communities, looking for suspicious activity and alerting police to potential situations.

HRP Youth Program

The program includes youth aged 14 - 18 years, leaders-in-training, 19-20 years and adult leaders 21+ years. Youth take part in a variety of educational, fun and community service related activities.

Victim Services

This group primarily provides support to victims of crimes or traumatic situations. Victims of domestic violence are the main focus of the unit. These volunteers work with clients over the phone or on-scene during the evening.

Cops N Kids Youth Leaders

These high-school age youth act as mentors for younger children and assist with Cops N Kids camp, as well as subsequent events throughout the school year.

Seniors' Home Safety Program

Volunteers aged 55+, who conduct free home safety checks for their peers, living in private residences, to reduce risk of accidents, injuries and victimization.

Neighbourhood Watch

These volunteers are the eyes and ears for the community. They communicate with their neighbours and police on crime and safety related issues.

Halifax Regional Police			February 2014	
Date	Course	# Members / Civilians	Hrs Per Day	Total Hours
Feb 9-14th	Canadian Police College	Ident - 1 member	8	40
Feb 3-14th	Ontario Police College - Writers Course	1 member	8	80
Feb 17-21	Wiretap Investigation Course	2 members	8	80
Feb 18-March 6	SPAC Course	2 Members	8	208
February	Block Training	94 members	10	1880
February 26th	Medical Exams Sudden Death Basic	10 members	7	70
Jan 27-Feb 7	Manager Development Program	1 member	8	80
Feb 24-March 7	Major Crime Investigation Course	1 member	8	80
February	JEINS Training - 2.5 hours	62 members	2.5	155
Feb 17-21	Evid.Breath Test Technician	2 members	8	80
Feb 24-March 14	DRE - Phenix, Arizona	1 member	8	120
Feb 27-March 7th	Investigative CID - Level II Course	12 member	8	672
February-27-14	Advanced Special Topic Infant & Child Death Investigation	10 members	4	40
		Total Hours - Feb 2014		3585
		Previous Hours of Training		1980
		Total Hours To-Date		5565



Halifax Regional Police
1975 Gottingen Street
Halifax, Nova Scotia
Canada B3J 2H1

JM Blais
Chief of Police

Website:
www.police.halifax.ns.ca

Memorandum

Date: March 4, 2014
To: Chief J.M. Blais
From: Sergeant David W. Reynolds
Re: Traffic Section Report – February 1-28, 2014

The Traffic section's monthly theme for February was "Seatbelts, Child Restraint Enforcement" in compliance with the provincial calendar. This included checks of any vehicles that were stopped during regular traffic infractions as well as identified check points to ensure seat belt usage. GO file 15847 covers all of the individual checks and activities associated with this theme. More than 56 entries were made on this theme GO. Seventeen SOTs were issued by HRP officers for seatbelt violations.

The provincial theme for March, 2014 is "Impaired Driving" as well as "Crosswalk Enforcement and Accident Prevention Initiatives".

SOTs issued for the month of February, 2014:

Traffic:	451
Patrol:	1,131
Total:	1,582

Other motor vehicle section enforcement stats for January, 2014:

Signs and signals:	264
Cell phone:	81
Crosswalk violations:	23

We also investigated the following traffic related files:

- 14308 – Crosswalk complaint at Thistle and Wyse Rd.
- 23634 – Crosswalk complaint at Roy and Basinview Dr.
- 18009 – Dump trucks speeding, Main Rd. at Bonaventure Dr.
- 24305 – Crosswalk complaint at Catherine and Albro Lake Rd.
- 13938 – Speeding complaint on Victoria Rd near Park Ave.

During the month of February, Traffic officers participated in the following events:

- On February 3, Sgt. Reynolds attended a Pedestrian Safety meeting with other members of HRM staff including Traffic Engineering members.
- On February 12, all members of the Traffic section were trained in the provincial JEIN's computer search system.

Additions made to our Trafficcop Facebook page included the following for the month of February:

- February 20 – Sending out notice about enforcement of parking violations related to pick up and drop off zones for school buses near school properties.
- February 28 – A picture was sent out on Facebook and hootsuite identifying a particular case of a driver not clearing his or her windshield for proper visibility. It generated a lively discussion.
- February 7 – A picture and related message was sent out reminding motorists about the dangers of cell phone usage and texting use while driving.

Respectfully submitted,

Sergeant David W. Reynolds
NCO i/c
Integrated HRP/RCMP Traffic Section

□ □ □ .



Halifax Regional Police
1975 Gottingen Street
Halifax, Nova Scotia
Canada B3J 2H1

Jean-Michel Blais
Chief of Police/Directeur de police

Phone: (902) 490-6500
Fax: (902) 490-5038
E-mail:
stjohnb@halifax.ca

Website:
www.halifax.ca

*Leading and
Partnering
in our Community*

Memorandum

Date: 10 March 2014
To: Chair, Board of Police Commissioners
From: Chief Jean-Michel Blais
Re: National Forum for Law Enforcement in Occupational Safety and Health (LEOSH)

Mr. Jason Snow, who is HRP's chair of the Occupational Health and Safety Committee, is also a member of the Steering Committee for the National Forum for Law Enforcement in Occupational Safety and Health (LEOSH). This is the only forum in Canada that is specific to the Occupational Health and Safety issues of police agencies. In mid-2013, HRP and Halifax District RCMP successfully bid to hold the 2015 National Forum for LEOSH. This will be the second time that the National Forum will be held in Halifax; the first time being in 2008.

Since 2005, HRP has been a part of the National Forum for Law Enforcement in Occupational Safety and Health and has had representatives on the Steering Committee. The members of the Steering Committee, which comprise other police agencies across Canada, are as follows: Edmonton Police, Vancouver Police, Royal Newfoundland Constabulary, Ottawa Police, Winnipeg Police, Saskatchewan Police, Royal Canadian Mounted Police, Ontario Provincial Police and Toronto Police. The mandate of the Steering Committee is to promote best practices for Occupational Safety and Health to all law enforcement agencies across Canada by working together to share information on successes within OS&H as well as to help member agencies and all of police counterparts across Canada.

Other agencies have assisted us by supplying best practices regarding eyewear for members, ear protection in noisy environments in addition to other health and safety inquiries. HRP has also shared best practices with counterparts across Canada.

The forum is a two-day event, held in June, with sessions for all delegates with various topics in regards to Occupational Health and Safety. Also, there is a meeting of Steering Committee members which occurs the day before the forum starts followed by a networking reception. The Steering Committee discusses the current year's forum, the planning of the following year's forum, the topics associated with the forum and how to increase the membership of the Steering Committee and help the forum grow to include more agencies from across the country.

In 2008, the planning committee, chaired by Mr. Snow, projected having 75 delegates attending at a cost of \$400 per delegate with projected revenue of \$30,000. 107 delegates attended the forum with a profit of \$4,200. HRP at the time committed \$5,000 from the training budget for delegates to attend the forum. Halifax District RCMP committed approximately \$2,500 to have delegates attend the forum.

In projecting revenues to host the forum in 2015, a target of 80 delegates attending the forum has been set, with a cost of \$450 per delegate with a total of \$36,000 projected

revenue. HRP will commit \$6,000 to host the forum and RCMP Halifax District is expected to commit \$3,500. This is a \$1,000 increase to each agency's contribution from hosting in 2008. In addition, in 2015, vendors will be invited to attend and have booths at the Forum over the two days. It is expected that a minor profit will result from the Forum, but the advantages will be many as there will be an excellent exchange of best practices specific to law enforcement.

Submitted for your information and possible participation in both the marketing and planning of this Forum.