

Halifax Regional Police				April 2013
Date	Course	# Members / Civilians	Hrs Per Day	Total Hours
April 2 - 4, 2013	Human Resource Conference (Lancaster House)	1 Member	8	24
April 2 - 30, 2013	Block Training	134 Members	8	2008
April 3 - 12, 2013	CPC - Drug Techniques Investigative Course	1 Member	8	64
April 7 - 19, 2013	Technical Investigation	1 Member	8	80
April 9 - 12, 2013	VB-UCB System Admin Course (JSI)	1 Civilian	8	32
April-11-13	MS Outlook Training	8 Members	8	64
April 14 - 19, 2013	OPP Public Order Commanders Course	1 Member	8	48
April 14 - 20, 2013	SWAT Command Decision Making & Leadership	2 Members	8	56
April 14 - 20, 2013	Police Investigation Course - Peer to Peer	1 Member	8	56
April 17, 2013	MS Outlook Training	7 Members / 2 Civilians	8	72
April 22 - 26, 2013	NSCISMN Professional Development Week	1 Member / 2 Civilians	8	120
April 22 - 26, 2013	CPC - Initial Critical Incident Response	1 Member	8	40
April 23, 2013	HRM Windows 7	3 Members / 1 Civilian	3	12
April 23 - 26, 2013	Diversity, Equity & Inclusivity Symposium	1 Member	8	32
April 30, 2013	HRM Diversity - Inclusion	4 Civilians	3	12
		<b>Total Hours - April 2013</b>		<b>2696</b>
		<b>Previous Hours of Training</b>		<b>8873</b>
		<b>Total Hours To-Date</b>		<b>11569</b>







**STAFF REPORT**  
**Board of Police Commissioners**

**April 2013**

<b>SICK LEAVE</b>	<b>4</b>
<b>INJURY LEAVE</b>	<b>5</b>
<b>LONG TERM DISABILITY</b>	<b>1</b>
<b>MATERNITY LEAVE</b>	<b>10</b>
<b>PARENTAL LEAVE</b>	<b>0</b>
<b>UN PEACEKEEPING ASSIGNMENT</b>	<b>0</b>
<b>HAITI ASSIGNMENT</b>	<b>0</b>
<b>OTHER</b>	<b>1</b>



Halifax Regional Police  
1975 Gottingen Street  
Halifax, Nova Scotia  
Canada B3J 2H1

Jean-Michel Blais  
Chief of Police  
Directeur de police

**Website:**  
[www.police.halifax.ns.ca](http://www.police.halifax.ns.ca)

# Memorandum

Date: May 6, 2013  
To: Chief Jean-Michel Blais  
From: Sergeant David W Reynolds  
Re: Traffic Division Update – April 1-30, 2013

The Traffic Divisions monthly theme for April was “Cell Phone and Driver Distraction” in compliance with the provincial calendar.

The theme for the month of May will be “Bicycle and Motorcycle Safety” as well as continuing on with our crosswalk safety project.

SOTs issued for the month of April, 2013:

Traffic:	719
Patrol:	1,586
Total:	2,305

Of those tickets issued in the month of April, 203 were issued for cell phone violations in support of our monthly provincial theme.

In support of our on-going sub-theme of crosswalk safety, there were 254 officer supplementary additions to the six GOs attached to the locations selected for the program since we began in February.

Year to date totals:

Traffic:	2,985
Patrol:	7,466
Total:	10,451

Also during the month of April, Traffic officers participated in the following events:

- on April 23 and 24, Traffic members partnered up with NS provincial motor vehicle inspectors as we conducted road check points at the MacKay Bridge and Connaught Ave. where several vehicles were inspected resulting in most of them being sent for re-inspection and five being taken off the road entirely due to safety issues;
- on April 27, a member from the Traffic team visited the Tim Horton's Camp in Tatamagouche to help with a police display.

Other files assigned to Traffic officers for enforcement, deterrence and education were:  
13-50806 Stop sign violations at Skylark and Melody Dr.  
13-53010 Blocking intersection at Quinpool and Connaught Ave.

Cst. Raymond Quesnel, acting as the Facebook and Twitter "Traffic Cop", made his contribution to the Traffic unit by releasing information as it related to the following topics:

- What not to do with cell phones and reached over 4000 views.
- Leaving yourself stopping distance in bad weather and reached 1400 views.
- He provided the public with websites to locate the MVA, MVER and HRM by-laws. He provided info on the closing of the motorcycle parking down on the Halifax waterfront.
- He started placing the photo of the week with photos which I deal with while employed such as expired plates by over 10 years, insecure loads or vehicles failing to move over for emergency vehicles which has been well received and viewed by thousands.
- He had a photo taken of the last Crown Vic and new Taurus which yielded over 12,000 views within one day.
- He answered numerous questions and complaints on Facebook and twitter, plus actioned or attended the problem areas spoken to me on these sites.
- He did one radio interview on 95.7 where the public requested more time with me to answer their questions.

**Respectfully submitted,**

Sergeant David W. Reynolds  
NCO i/c  
Integrated Traffic Unit





# Halifax Regional Police

## Assaults - Break & Enter - Theft Under January - March 2012/13

### Assaults

Assaults Level 1 accounted for 60% of the total Assaults in the 1<sup>st</sup> quarter of 2013 compared to 63% in 2012 and experienced a 7% **decrease** in 2013 over the same period last year.

Assault with a Weapon Causing Bodily Harm accounted for 18% of the total Assaults in 2013 compared to 18% in 2012 and experienced a 3% **decrease** over the same period last year.

All forms of Sexual Assaults combined accounted for 12% of the total Assaults in 2013 compared to 12% in 2012 and experienced a 5% **decrease** over the same period last year.

		2012	2013	%
1110-00	MURDER, FIRST DEGREE	1	1	0
1120-00	MURDER, SECOND DEGREE	1	1	0
1210-00	ATTEMPTED MURDER	7	7	0
1320-00	SEXUAL ASSAULT - WEAPON/CBH	0	1	100
1330-00	SEXUAL ASSAULT	61	56	8
1345-00	SEXUAL INTERFERENCE	1	0	-100
1350-00	INVITATION TO SEXUAL TOUCHING	0	2	100
1365-00	CORRUPTING MORALS OF A CHILD	1	1	0
1370-00	LURING A CHILD VIA A COMPUTER	2	6	200
1410-00	AGGRAVATED ASSAULT LEVEL 3	4	3	-25
1420-00	ASSAULT WEAPON, BODILY HARM	93	90	-3
1430-00	ASSAULT LEVEL 1	330	307	-7
1440-00	UNLAWFULLY CAUSING BODILY HARM	1	0	-100
1450-00	DISCHARGE FIREARM WITH INTENT	0	1	100
1455-00	USE FIREARM OR IMITATION	0	1	100
1457-00	POINT FIREARMS - DANGEROUS USE	1	1	0
1460-10/20	ASSAULT POLICE OFFICER/OTHER PEACE	23	35	52
1461-00	ASSLT. W/WEAPON CBH POLICE OFFICER	5	3	-40
1470-00	CRIMINAL NEGLIGENCE CAUSE HARM	1	0	-100
1515-00	KIDNAPPING	0	1	100
1516-00	FORCIBLE CONFINEMENT	3	8	166



## Robberies

Robberies accounted for 8% of the total Persons Crime in the 1<sup>ST</sup> quarter of 2013 compared to 10% in 2012 and experienced a 3% **decrease** in 2013 over the same period last year.

		2012	2013	%
1610-10	ROBBERY WITH FIREARMS	16	6	-63
1610-20	ROBBERY, OTHER OFFENSIVE WEAPON	17	16	-6
1610-30	ROBBERY, OTHER TYPES	29	26	-10

## Break & Enter

Break & Enter (Residence) accounted for 50% of the total Break & Enters in the 1<sup>st</sup> quarter of 2013 compared to 52% in 2012 and experienced a 40% **decrease** in 2013 over the same period last year.

Break & Enter (Other) accounted for 4% of the total Break & Enters in the 1<sup>st</sup> quarter of 2013 compared to 12% in 2012 and experienced a 77% **decrease** in 2013 over the same period last year.

Break & Enter (Business) accounted for 44% of the total Break & Enters in the 1<sup>st</sup> quarter 2013 compared to 35% in 2012 and experienced a 21% **decrease** in 2013 over the same period last year.

		2012	2013	%
2120-10	BREAK & ENTER (RESIDENCE)	136	81	-40
2120-20	BREAK & ENTER (BUSINESS)	90	71	-21
2120-30	BREAK & ENTER - HOME INVASION	1	3	200
2120-40	BREAK & ENTER - OTHER	30	7	-77
2121-00	BREAK & ENTER - FIREARMS	2	0	-100

## Theft Under \$5,000

Theft Under \$5,000 accounted for 70% of the total Theft Under \$5,000 in the 1<sup>st</sup> quarter 2013 compared to 68% in 2012 and experienced a 9% **decrease** in 2013 over the same period last year.

Theft From Motor Vehicle accounted for 25% of the total Theft Under \$5,000 in the 1<sup>st</sup> quarter 2013 compared to 24% in 2012 and experienced a 6% **decrease** over the same period last year.

Possession of Stolen Goods experienced a 23% **decrease** in the 1<sup>st</sup> quarter 2013 over the same period last year.

		2012	2013	%
2140-70	THEFT OF BICYCLE UNDER \$5000	26	3	-88
2140-80	THEFT - OTHER - UNDER \$5000	769	763	-1
2142-00	THEFT FROM MV <= \$5000	337	315	-6
2143-00	SHOPLIFTING \$5000 OR UNDER	272	193	-7
2150-10	POSSESSION OF STOLEN GOODS	61	47	-23

**Halifax Regional Police**  
**Environmental Scan of Preliminary Crime Statistics**  
**1st Quarter 2013**

**Total City Wide Criminal Code Offences/Drugs**

Total Criminal Code offences reported in the first quarter of 2013 show a decrease of 521 reported offences or a % of change = -12.58 % compared to the first quarter of 2012. Drugs for first quarter 2013 show an decrease of 32 offences or a % of change = -14.48 % compared to first quarter 2012.

Property offences account for 50% of reported C.C.C. offences, while crimes against persons account for 16% and other criminal code offences account for 34%.

**Property Crimes**

Property crime shows a decrease of -245 reported offences or -11.94% of change.

Stolen motor vehicles decreased by -1 offences or a % of change = -1.18%.

Break and Enters decreased by -97 offences or a % of change = -37.45%.

Fraud decreased by -1 offences or a % of change = -0.45%.

**Violent Crimes**

Violent crimes has experienced a decrease in the first quarter of 2013 compared to 2012 by -22 offences or a % of change = -3.696%.

Robberies decreased by -14 offences or a % of change = -22.58%.

Homicides were unchanged in the first quarter of 2013 compared to the first quarter of 2012 with 2 incidents for 2012 and 2 for 2013.

Attempt murders were also unchanged with 7 in 2012 and 7 in 2013.

Assaults decreased by -15 offences or % of change = -2.87%. Assaults account for 88% of violent crimes in the first quarter of 2013.

**Other Criminal Code**

Includes prostitution, gaming/betting, offensive weapons, and other criminal code offences (arson, property damage, indecent acts, counterfeiting, etc). Counterfeiting offences have increased by in the first quarter of 2013 over 2012, and wilful damage under \$5000 has decreased by -137 offences in 2013.

Prostitution offences increased by 6 offences in the first quarter of 2013 over 2012.

Please note offences such as drug and prostitution are sensitive to directed enforcement and detection.

Fail to Appear and bail violations have decreased by -113 offences in the first quarter of 2013.



***HALIFAX REGIONAL POLICE***  
***POLICE COMMISSION REPORT***  
***1<sup>st</sup> QUARTER 2013***

Date: April 2013



**HALIFAX REGIONAL POLICE**  
**Quarterly Statistical Overview**  
**1st Quarter**

<b>Halifax Zones</b>	<b>1st Qtr 2012</b>	<b>1st Qtr 2013</b>	<b># Change</b>	<b>% Change</b>
<b>PERSONS</b>				
Homicide	2	2	0	0.00
Attempted Murder	7	7	0	0.00
Robbery	62	48	-14	-22.58
Assaults	523	508	-15	-2.87
All Others	3	10	7	233.33
<b>TOTAL</b>	<b>597</b>	<b>575</b>	<b>-22</b>	<b>-3.69</b>
<b>PROPERTY</b>				
Break And Enter	259	162	-97	-37.45
Theft Motor Vehicle	85	84	-1	-1.18
Theft > 5000	20	18	-2	-10.00
Theft < 5000	1404	1274	-130	-9.26
Have Stolen Goods	61	47	-14	-22.95
Frauds	223	222	-1	-0.45
<b>TOTAL</b>	<b>2052</b>	<b>1807</b>	<b>-245</b>	<b>-11.94</b>
<b>CRIMINAL OTHER</b>				
Prostitution	5	11	6	120.00
Offensive Weapons	41	48	7	17.07
Other Criminal Code	1447	1180	-267	-18.45
<b>TOTAL</b>	<b>1493</b>	<b>1239</b>	<b>-254</b>	<b>-17.01</b>
<b>TOTAL CRIMINAL CODE</b>	<b>4142</b>	<b>3621</b>	<b>-521</b>	<b>-12.58</b>
<b>FEDERAL</b>				
General	14	9	-5	-35.71
Drugs	221	189	-32	-14.48
<b>TOTAL</b>	<b>235</b>	<b>198</b>	<b>-37</b>	<b>-15.74</b>
<b>PROVINCIAL</b>				
General	1128	1050	-78	-6.91
Liquor	490	452	-38	-7.76
Traffic	8565	7729	-836	-9.76
<b>TOTAL</b>	<b>10183</b>	<b>9231</b>	<b>-952</b>	<b>-9.35</b>
<b>TRAFFIC &amp; COLLISION</b>				
Criminal Code	427	411	-16	-3.75
Collisions	1671	1722	51	3.05
<b>PERSONS</b>				
Fatalities	0	2	2	100.00
Injured	174	143	-31	-17.82



**HALIFAX REGIONAL POLICE**  
**Quarterly Statistical Overview**  
**1st Quarter**

<b>East Division</b>	<b>1st Qtr 2012</b>	<b>1st Qtr 2013</b>	<b># Change</b>	<b>% Change</b>
<b>PERSONS</b>				
Homicide	1	1	0	0.00
Attempted Murder	5	2	-3	-60.00
Robbery	28	24	-4	-14.29
Assaults	189	182	-7	-3.70
All Others	1	5	4	400.00
<b>TOTAL</b>	<b>224</b>	<b>214</b>	<b>-10</b>	<b>-4.46</b>
<b>PROPERTY</b>				
Break And Enter	101	57	-44	-43.56
Theft Motor Vehicle	32	33	1	3.13
Theft > 5000	8	6	-2	-25.00
Theft < 5000	493	379	-114	-23.12
Have Stolen Goods	20	19	-1	-5.00
Frauds	93	65	-28	-30.11
<b>TOTAL</b>	<b>747</b>	<b>559</b>	<b>-188</b>	<b>-25.17</b>
<b>CRIMINAL OTHER</b>				
Prostitution	2	3	1	50.00
Offensive Weapons	12	16	4	33.33
Other Criminal Code	575	452	-123	-21.39
<b>TOTAL</b>	<b>589</b>	<b>471</b>	<b>-118</b>	<b>-20.03</b>
<b>TOTAL CRIMINAL CODE</b>	<b>1560</b>	<b>1244</b>	<b>-316</b>	<b>-20.26</b>
<b>FEDERAL</b>				
General	6	5	-1	-16.67
Drugs	72	65	-7	-9.72
<b>TOTAL</b>	<b>78</b>	<b>70</b>	<b>-8</b>	<b>-10.26</b>

**HALIFAX REGIONAL POLICE**  
**Quarterly Statistical Overview**  
**1st Quarter**

<b>West Division</b>	<b>1st Qtr 2012</b>	<b>1st Qtr 2013</b>	<b># Change</b>	<b>% Change</b>
<b>PERSONS</b>				
Homicide	1	0	-1	-100.00
Attempted Murder	0	3	3	100.00
Robbery	11	8	-3	-27.27
Assaults	143	153	10	6.99
All Others	1	1	0	0.00
<b>TOTAL</b>	<b>156</b>	<b>165</b>	<b>9</b>	<b>5.77</b>
<b>PROPERTY</b>				
Break And Enter	82	61	-21	-25.61
Theft Motor Vehicle	37	38	1	2.70
Theft > 5000	7	9	2	28.57
Theft < 5000	422	489	67	15.88
Have Stolen Goods	10	13	3	30.00
Frauds	66	82	16	24.24
<b>TOTAL</b>	<b>624</b>	<b>692</b>	<b>68</b>	<b>10.90</b>
<b>CRIMINAL OTHER</b>				
Prostitution	0	3	3	100.00
Offensive Weapons	17	15	-2	-11.76
Other Criminal Code	317	313	-4	-1.26
<b>TOTAL</b>	<b>334</b>	<b>331</b>	<b>-3</b>	<b>-0.90</b>
<b>TOTAL CRIMINAL CODE</b>	<b>1114</b>	<b>1188</b>	<b>74</b>	<b>6.64</b>
<b>FEDERAL</b>				
General	2	2	0	0.00
Drugs	59	58	-1	-1.69
<b>TOTAL</b>	<b>61</b>	<b>60</b>	<b>-1</b>	<b>-1.64</b>



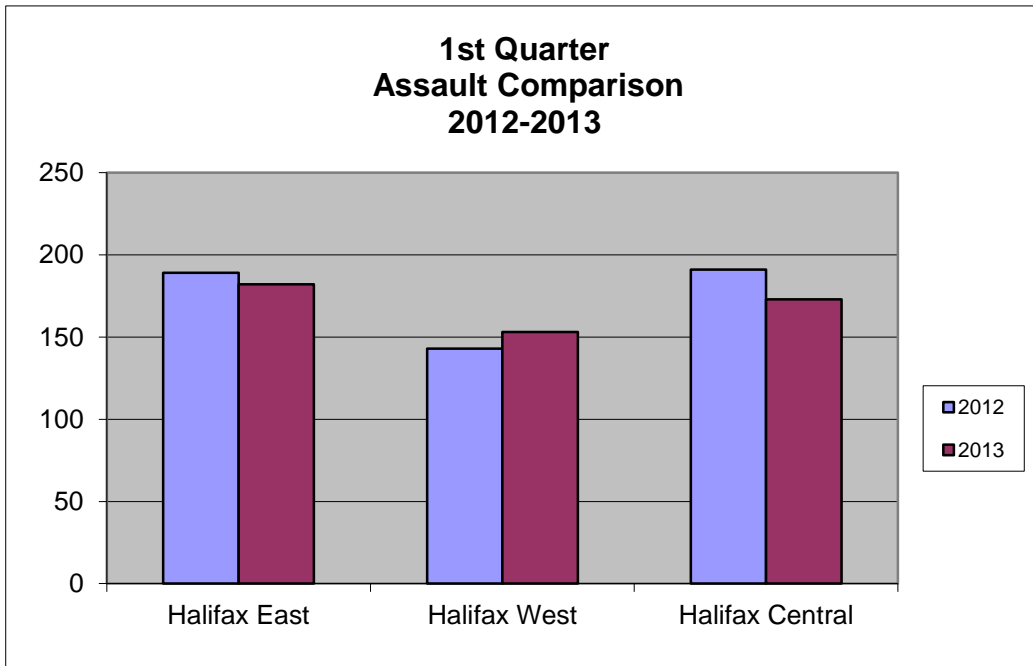
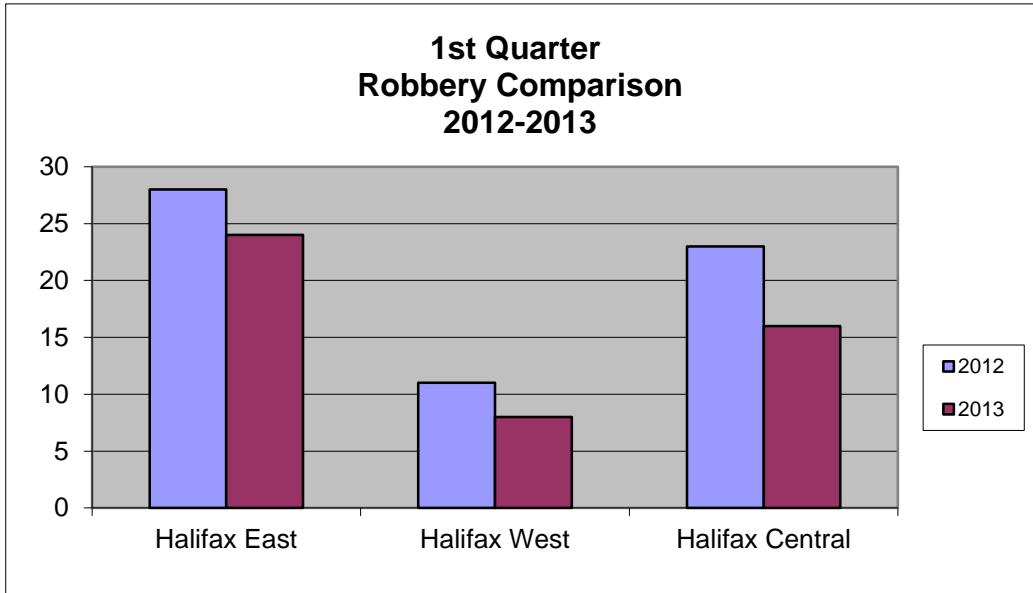
**HALIFAX REGIONAL POLICE**  
**Quarterly Statistical Overview**  
**1st Quarter**

<b>Central Division</b>	<b>1st Qtr 2012</b>	<b>1st Qtr 2013</b>	<b># Change</b>	<b>% Change</b>
<b>PERSONS</b>				
Homicide	0	1	1	100.00
Attempted Murder	2	2	0	0.00
Robbery	23	16	-7	-30.43
Assaults	191	173	-18	-9.42
All Others	1	4	3	300.00
<b>TOTAL</b>	<b>217</b>	<b>196</b>	<b>-21</b>	<b>-9.68</b>
<b>PROPERTY</b>				
Break And Enter	76	44	-32	-42.11
Theft Motor Vehicle	16	13	-3	-18.75
Theft > 5000	5	3	-2	-40.00
Theft < 5000	489	406	-83	-16.97
Have Stolen Goods	31	15	-16	-51.61
Frauds	64	75	11	17.19
<b>TOTAL</b>	<b>681</b>	<b>556</b>	<b>-125</b>	<b>-18.36</b>
<b>CRIMINAL OTHER</b>				
Prostitution	3	5	2	66.67
Offensive Weapons	12	17	5	41.67
Other Criminal Code	555	415	-140	-25.23
<b>TOTAL</b>	<b>570</b>	<b>437</b>	<b>-133</b>	<b>-23.33</b>
<b>TOTAL CRIMINAL CODE</b>	<b>1468</b>	<b>1189</b>	<b>-279</b>	<b>-19.01</b>
<b>FEDERAL</b>				
General	6	2	-4	-66.67
Drugs	90	66	-24	-26.67
<b>TOTAL</b>	<b>96</b>	<b>68</b>	<b>-28</b>	<b>-29.17</b>

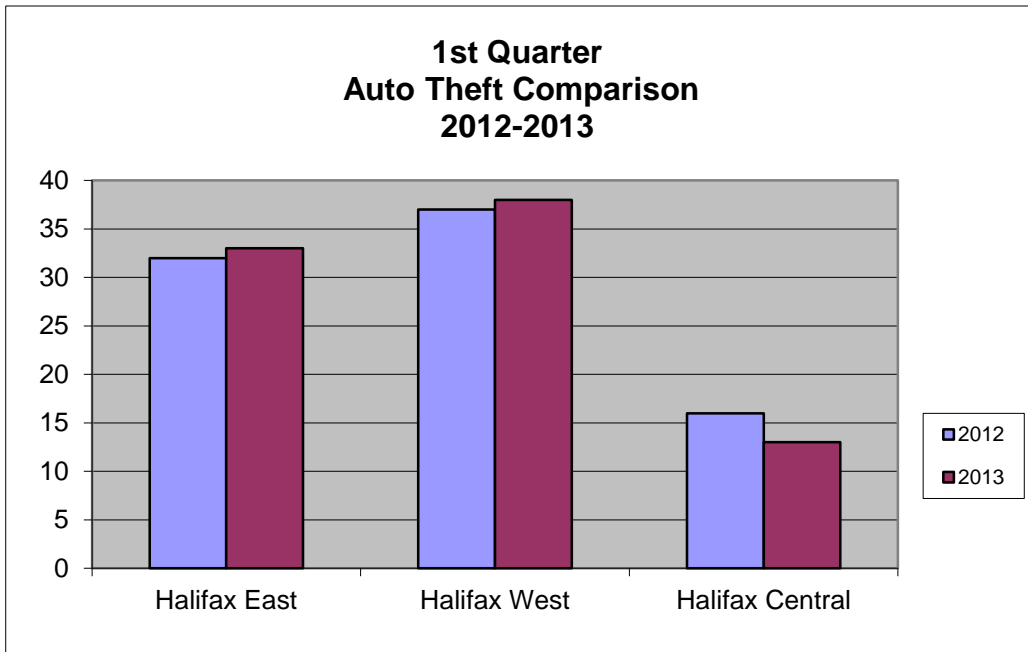
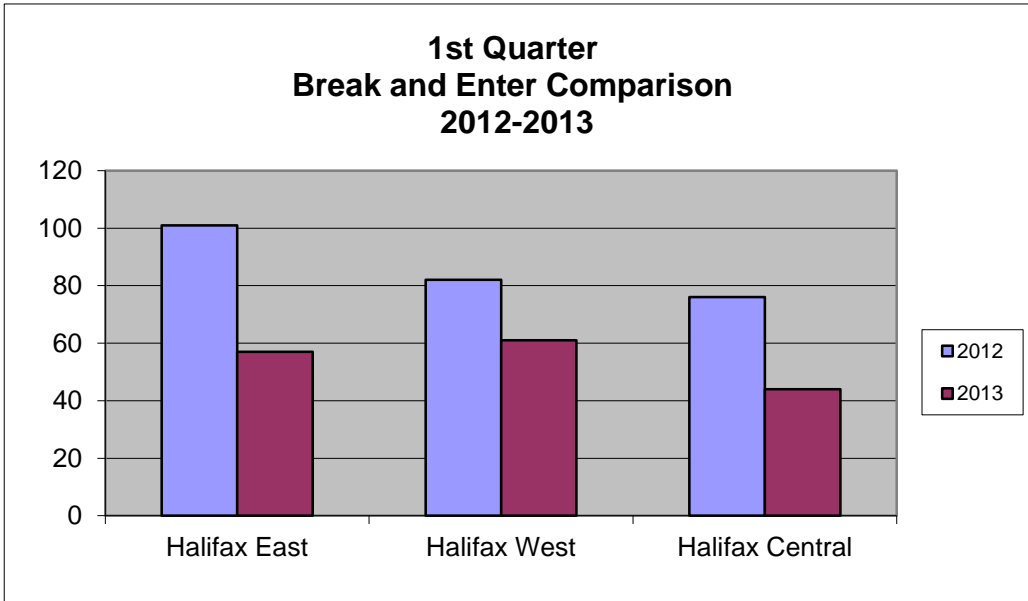
**1st Quarter 2013  
Reported Crime Distribution  
by Division**

<b>District</b>	<b>Violent</b>	<b>Property</b>	<b>OCC</b>	<b>Total</b>	<b>% of Total</b>
Halifax East	214	559	471	1244	34.36%
Halifax West	165	692	331	1188	32.81%
Halifax Central	196	556	437	1189	32.84%
<b>Total</b>	<b>575</b>	<b>1807</b>	<b>1239</b>	<b>3621</b>	<b>100%</b>

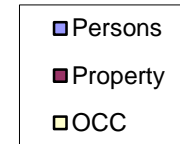
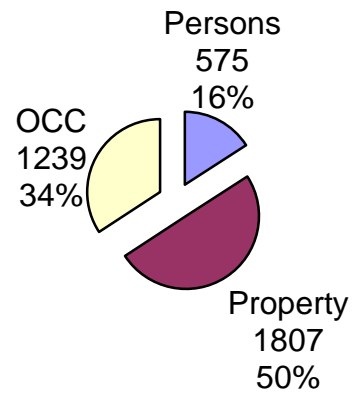
## Crimes Against Persons 1st Quarter Comparison



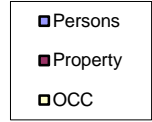
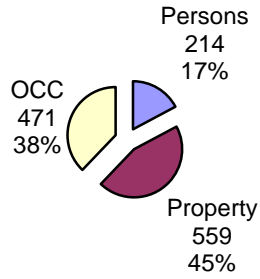
### Crimes Against Property 1st Quarter Comparison



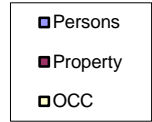
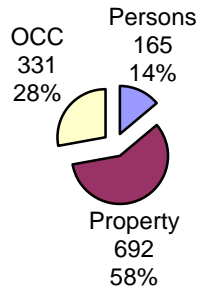
# Halifax Regional Police 1st Quarter Regional Stats 2013




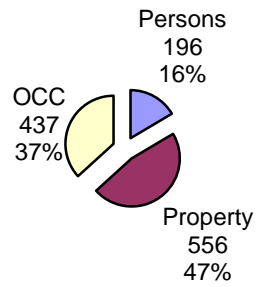
### HRP 1st Quarter Stats East



### HRP 1st Quarter Stats West



### HRP 1st Quarter Stats Central





**Halifax Regional Police**  
1975 Gottingen Street  
Halifax, Nova Scotia  
Canada B3J 2H1

Frank A. Beazley  
Chief of Police

Web Site:  
[www.halifax.ca/police](http://www.halifax.ca/police)

*Leading and  
Partnering  
in our Community  
to Serve and Protect*

## Halifax Regional Police - Volunteers

Burnside Watch -	11
Central Citizens on Patrol -	7
East Citizens on Patrol -	12
West Citizens on Patrol -	10
H.R.P. Youth Program -	38
Victim Services -	25
Cops N Kids Youth Leaders	13
Seniors' Home Safety Program-	11
Neighbourhood Watch - Halifax	11 coordinators
Dartmouth	11 coordinators
Bedford	8 coordinators
<b>Total</b>	<b>157 Volunteers</b>

### Burnside Watch

The Burnside Watch works to curtail crime in the Burnside Business Park and Dartmouth Crossing.

### Citizens on Patrol - Central, East and West Divisions

These volunteers patrol their communities, looking for suspicious activity and alerting police to potential situations.

### HRP Youth Program

The program includes youth aged 14 - 18 years, leaders-in-training, 19-20 years and adult leaders 21+ years. Youth take part in a variety of educational, fun and community service related activities.

### Victim Services

This group primarily provides support to victims of crimes or traumatic situations. Victims of domestic violence are the main focus of the unit. These volunteers work with clients over the phone or on-scene during the evening.

### Cops N Kids Youth Leaders

These high-school age youth act as mentors for younger children and assist with Cops N Kids camp, as well as subsequent events throughout the school year.

### Seniors' Home Safety Program

Volunteers aged 55+, who conduct free home safety checks for their peers, living in private residences, to reduce risk of accidents, injuries and victimization.

### Neighbourhood Watch

These volunteers are the eyes and ears for the community. They communicate with their neighbours and police on crime and safety related issues.