

5.



PO Box 1749  
Halifax, Nova Scotia  
B3J 3A5 Canada

**Halifax Regional Council**  
**October 31, 2006**

**TO:** Mayor Kelly and Members of Halifax Regional Council

**SUBMITTED BY:** Cathie O'Toole  
Cathie O'Toole, Acting Director of Finance

**DATE:** October 20, 2006

**SUBJECT:** Deployment of Parking Meters

### **INFORMATION REPORT**

#### **ORIGIN**

Council requested a staff information report on the deployment, location and usage rates of Parking Meters in HRM.

## **BACKGROUND**

Parking meters are an essential component of any urban transportation/parking system, offering an effective device for controlling on-street short term parking. The meter creates parking spaces by generating parking turnover at regular intervals and meters are easy to enforce because they clearly indicate when a vehicle is parked in violation. Usually placed in a core commercial or institutional area, the parking meter offers a supply of curb front parking to multiple vehicles per day.

Parking meters must ensure convenience for customers in providing parking options. The location, time duration and charges must meet the needs of both customers and business owners. There must be consistency with the goals and objectives of the HRM Regional Plan. These include the goal to optimize the supply and efficient use of on-street parking in the Capital District and to manage commuter parking as an integral element of the management of the transportation system as a whole.

## **DISCUSSION**

Schedules 1 through 7 identify parking meter zones and the deployment of parking meters by maximum time limits. In total HRM has 1,749 parking meters deployed in the Capital District. This breaks down to 33 thirty minute meters, 758 ninety minute meters, 761 two hour meters, 34 three hour meters and 163 five hour meters. Striking a balance between the demand and available space is essential to ensure good practical utilization of each street right-of-way. In general, each designated zone requires individual examination as on-street parking demands vary from zone to zone. Typically, thirty minute meters are deployed in areas where a high parking turnover is demanded (quick stop locations). Ninety minute meter meters are deployed in core business districts where commercial and retail business is dense and on-street parking is at a high demand. Two and three hour parking meters are generally deployed in areas that are outside the business district and are generally for the purpose of serving institutional parking (i.e. Hospitals, Universities). Five hour meters are deployed outside the core business districts and are intended to facilitate longer term parkers/tourists that would like to take advantage of HRM's open spaces and parks, while also having the option of walking to the downtown and harbour front areas. Please note that the business community and districts, as well as community groups can, and have recommend changes to the time limits on meters on specific streets or in specific zones, which have been acted upon by staff.

Schedule 8, documents parking meter revenues and usage rates by metered zones. Based on revenue collected, HRM's metered parking zones have usage rates of 32% - 60%. The total gross parking meter revenue equates to 1,090,264 hours of parking purchased in the period of April to September 2006. Industry standards suggest that a transient short stay parking system operates at peak efficiency when occupancy is 85% at high volume times, this is referred to as practical capacity. It is staff's estimate that HRM's parking meter zones operate at practical capacity or high occupancy between the hours of 10:30 am - 3:30 pm. Factors that effect parking meter usages rates are weather, tourism, seasonal retail, special events, construction, seasonal university enrollment (May-Aug, Dec).

Parking meters are enforced Monday to Friday between the hours of 8:00 am to 6:00 pm. Total parking meter fines issued in the period April 1/06 - Sep 30/06 were 32,974, which is an average of 19 meter violations per HRM parking meter. Total parking fine revenue collected was \$471,990.

### **BUDGET IMPLICATIONS**

None.

### **FINANCIAL MANAGEMENT POLICIES / BUSINESS PLAN**

This report complies with the Municipality's Multi-Year Financial Strategy, the approved Operating, Capital and Reserve budgets, policies and procedures regarding withdrawals from the utilization of Capital and Operating reserves, as well as any relevant legislation.

### **ALTERNATIVES**


None.

### **ATTACHMENTS**


- Schedule 1 - Zone 1 Map
- Schedule 2 - Zone 2 Map
- Schedule 3 - Zone 3 Map
- Schedule 4 - Zone 4 Map
- Schedule 5 - Zone 5 Map
- Schedule 6 - Zone 6 Map
- Schedule 7 - Zone 7 Map
- Schedule 8 - Zone Revenues and usage rates

A copy of this report can be obtained online at <http://www.halifax.ca/council/agendasc/cagenda.html> then choose the appropriate meeting date, or by contacting the Office of the Municipal Clerk at 490-4210, or Fax 490-4208.

Report Prepared by :

  
Jerry Blackwood, CGA Operations Manager, Revenue 490-6470

Report Approved by :

  
Catherine Sanderson, CMA Senior Manager Financial Services 490-1562

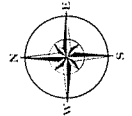




# Halifax Zone 2

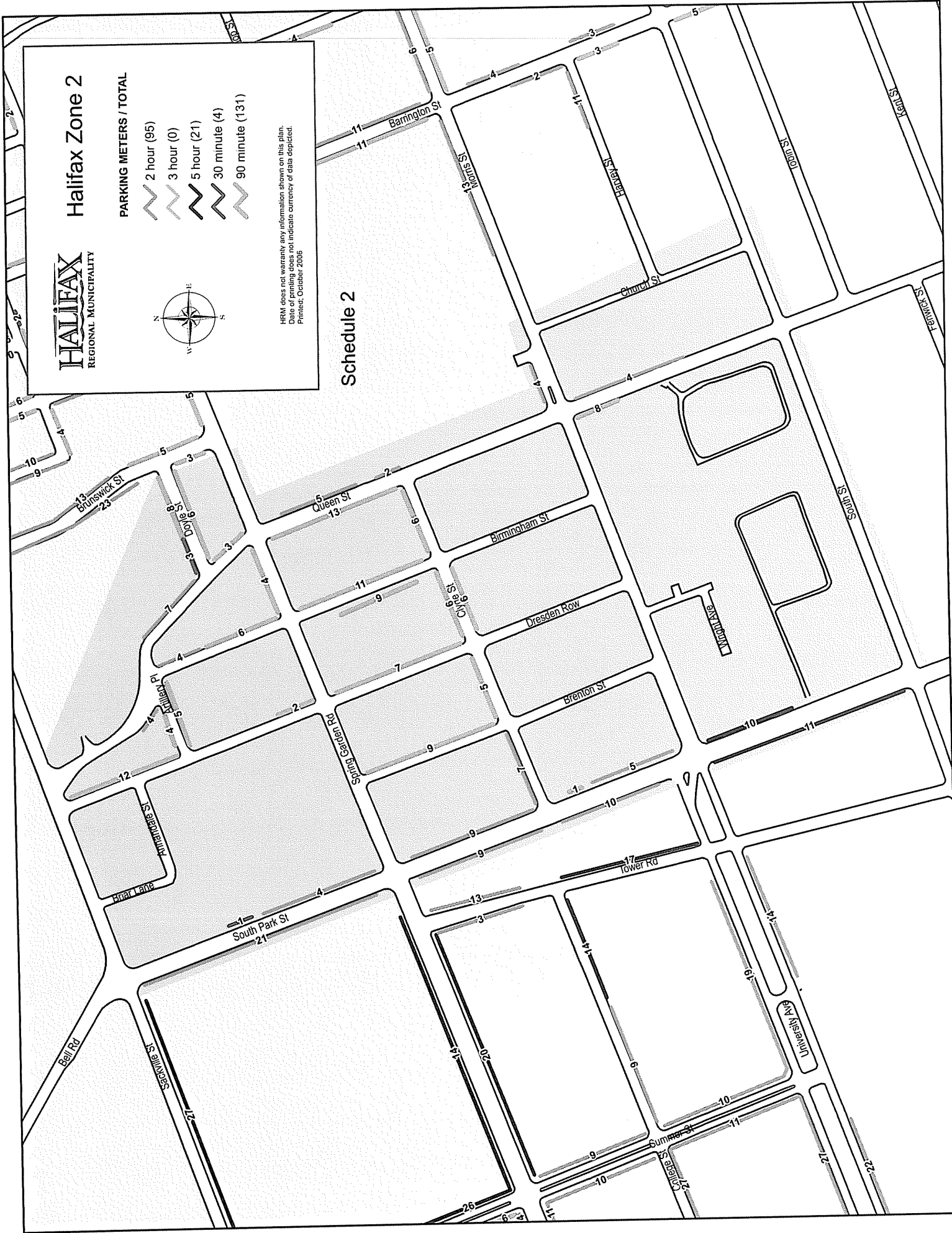
## PARKING METERS / TOTAL

- 2 hour (95)
- 3 hour (0)
- 5 hour (21)
- 30 minute (4)
- 90 minute (131)



HRM does not warrant any information shown on this plan.  
Date of printing does not indicate currency of data depicted.  
Printed: October 2008

## Schedule 2



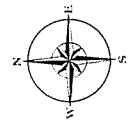
# Schedule 3

## Halifax Zone 3



### PARKING METERS / TOTAL

- 2 hour (86)
- 3 hour (0)
- 5 hour (0)
- 30 minute (2)
- 90 minute (176)








HRM does not warrant any information shown on this plan.  
 All errors and omissions indicate currency of data depicted.  
 Printed: October, 2005

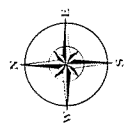


# Halifax Zone 4

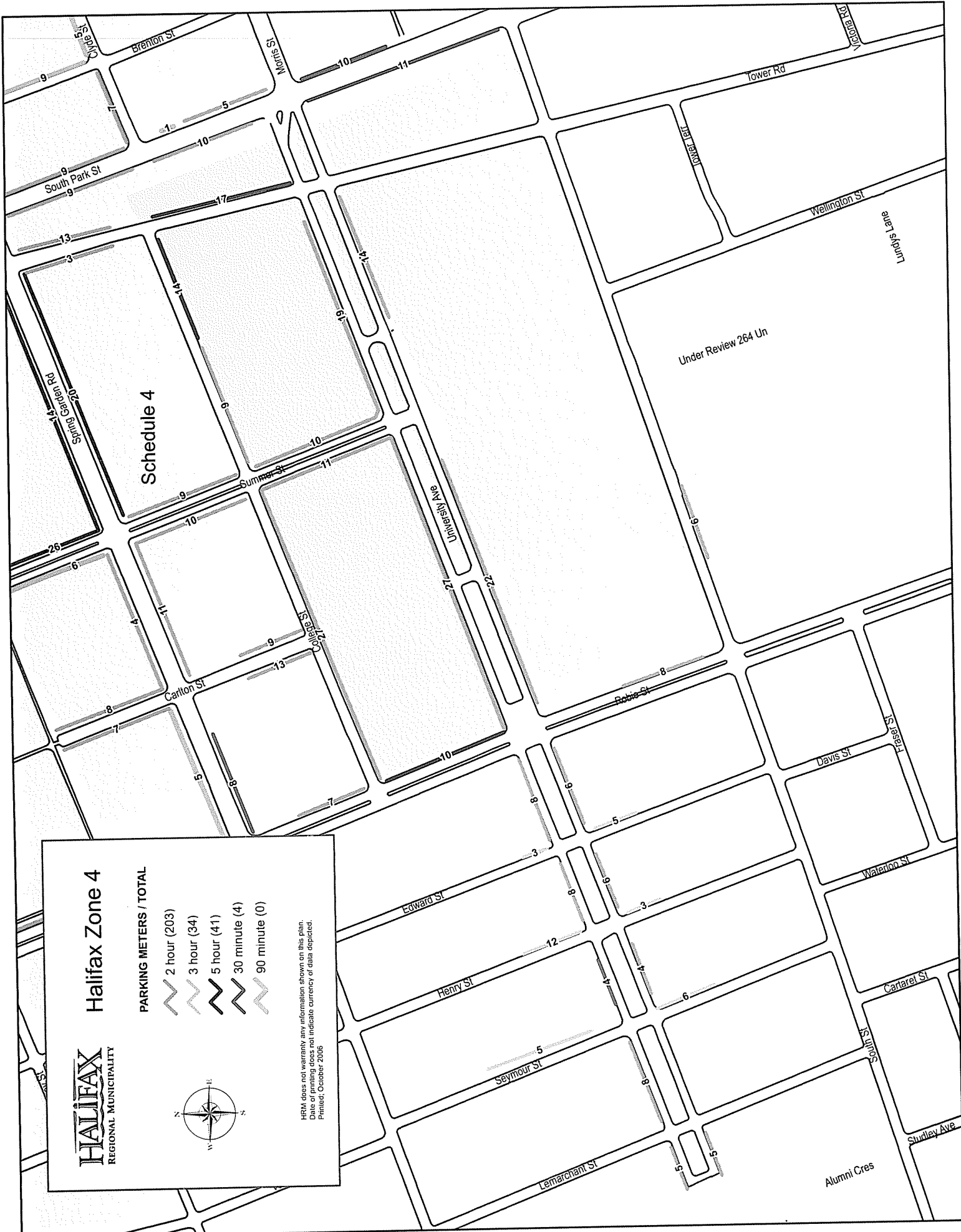


## PARKING METERS / TOTAL

-  2 hour (203)
-  3 hour (34)
-  5 hour (41)
-  30 minute (4)
-  90 minute (0)



HRM does not warrant any information shown on this plan.  
 Date of printing does not indicate currency of data depicted.  
 Printed, October, 2006



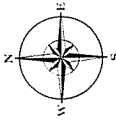


# Halifax Zone 5



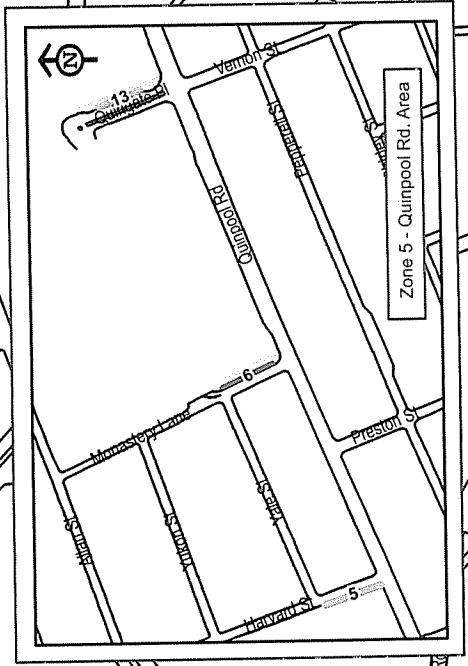
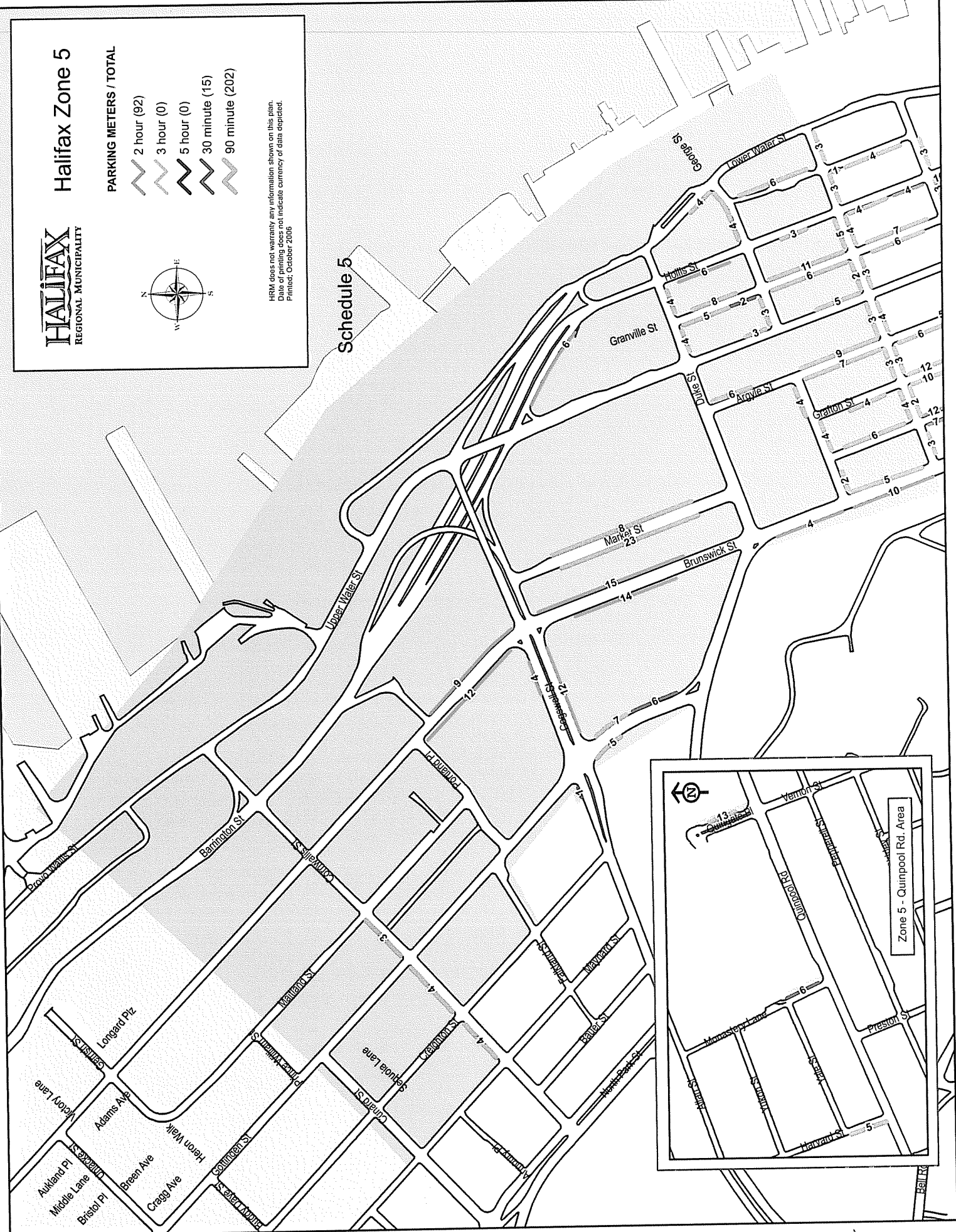
## PARKING METERS / TOTAL

- 2 hour (92)
- 3 hour (0)
- 5 hour (0)
- 30 minute (15)
- 90 minute (202)



HRM does not warrant any information shown on this plan.  
 Date of printing does not indicate currency of data depicted.  
 Printed: October 2006

## Schedule 5

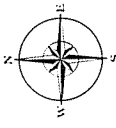




# Halifax Zone 6

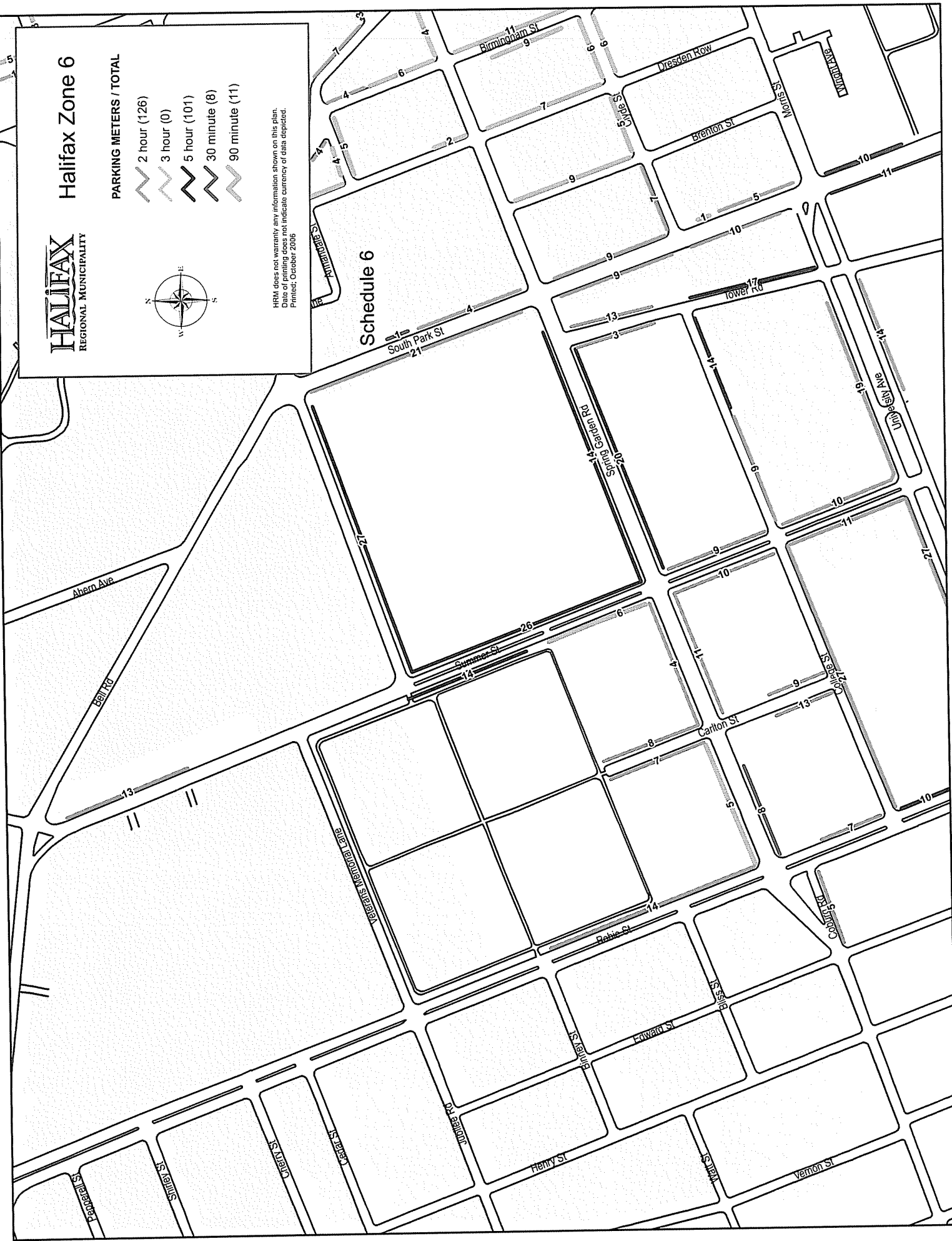
## PARKING METERS / TOTAL

- 2 hour (126)
- 3 hour (0)
- 5 hour (101)
- 30 minute (8)
- 90 minute (11)



HRM does not warrant any information shown on this plan.  
Date of printing does not indicate currency of data depicted.  
Printed: October 2006

### Schedule 6





## Schedule 8

### Gross Parking Meter Revenues and Usage Rates

Month	HALIFAX							DART		Totals
	Zone 1	Zone 2	Zone 3	Zone 4	Zone 5	Zone 6	Zone 7	Zone 7		
April-06	\$ 10,865	\$ 33,480	\$ 37,389	\$ 31,962	\$ 31,671	\$ 23,887	\$ 11,762	\$ 11,762	\$ 181,016	
May-06	\$ 15,745	\$ 33,548	\$ 37,569	\$ 34,923	\$ 32,212	\$ 28,051	\$ 14,540	\$ 14,540	\$ 196,588	
June-06	\$ 17,182	\$ 32,222	\$ 37,724	\$ 36,100	\$ 34,225	\$ 30,529	\$ 11,769	\$ 11,769	\$ 199,751	
July-06	\$ 20,518	\$ 38,520	\$ 44,301	\$ 32,742	\$ 45,042	\$ 36,979	\$ 13,012	\$ 13,012	\$ 231,114	
August-06	\$ 22,972	\$ 43,102	\$ 50,208	\$ 35,987	\$ 46,477	\$ 40,997	\$ 16,835	\$ 16,835	\$ 256,578	
September-06	\$ 17,625	\$ 42,475	\$ 40,202	\$ 52,561	\$ 40,545	\$ 34,554	\$ 13,167	\$ 13,167	\$ 241,129	
<b>Total Revenue (6 month period)</b>	<b>\$ 104,907</b> 8%	<b>\$ 223,347</b> 17%	<b>\$ 247,393</b> 19%	<b>\$ 224,275</b> 17%	<b>\$ 230,172</b> 18%	<b>\$ 194,997</b> 15%	<b>\$ 81,085</b> 6%	<b>\$ 81,085</b> 6%	<b>\$ 1,306,176</b> 100%	

Total # of Parking Meters                    207            251            264            282            309            246            190            1,749

Revenue at 100% Usage                    \$ 322,920    \$ 391,560    \$ 411,840    \$ 439,920    \$ 482,040    \$ 383,760    \$ 207,575    \$ 2,639,615

Usage Rate Based on Gross Revenue Collected            32%            57%            60%            51%            48%            51%            39%            49%

- Meter Rate - Halifax (Apr 06 - Jun 06)            \$1.00 per hr
- Meter Rate - Dartmouth (Apr 06 - Jun 06)            \$0.75 per hr
- Meter Rate - Halifax (Jul 06 - Sep 06)            \$1.50 per hr
- Meter Rate - Dartmouth (Jul 06 - Sep 06)            \$1.00 per hr