



PO Box 1749
Halifax, Nova Scotia
B3J 3A5 Canada

Item No. 11.1.14

**Halifax Regional Council
May 5, 2009**

TO: Mayor Kelly and Members of Halifax Regional Council

SUBMITTED BY:

A handwritten signature in black ink, appearing to read "Dan English".

Dan English, Chief Administrative Officer

A handwritten signature in black ink, appearing to read "G. L. Kaiser".

Geri Kaiser, Deputy Chief Administrative Officer - Corporate Services
and Strategy

DATE: April 24, 2009

SUBJECT: Municipal and School Board Elections

ORIGIN

The E-voting pilot was held during the 2008 Municipal and School Board Elections. Election staff are planning for the 2012 Municipal and School Board election and any special elections required prior to the 2012 Municipal and School Board election.

RECOMMENDATION

It is recommended that Council direct the Elections Office:

1. To conduct a fully integrated E-voting and in-person election for any special elections to be held within the Region before the 2012 Municipal and School Board elections.
2. To bring forward amendments to By-law A-400 Respecting Alternative Voting to allow Council flexibility in the time frames for Alternative voting.

BACKGROUND

Each election held within the Halifax Regional Municipality provides an opportunity to improve the methods in which election related services are delivered to both the public and candidates. During the 2008 Municipal and School Board Election, for the first time, voters in HRM had the opportunity to cast their ballots by telephone or on the internet during an advanced voting period.

During this advanced three day E-voting period, 28,709 electors cast their ballots. This figure represents 10.28 % of all eligible voters and 28.4 % of the total number of voters who participated in the 2008 Municipal and School Board Election. Of this number, 87.8 % chose to vote via the internet, while 12.2% voted by telephone. On each of the three days voting increased with the highest number of electors voting on the final day. The Election Office was open from 8:00 a.m. to 8:00 p.m. each day during the advanced E-voting period to assist voters. Election staff responded to over 1,500 inquiries during this period which was approximately 5% of those voters who exercised this option. Further demographic and statistical analysis for the E-voting pilot is outlined in Appendix A of this report.

The Municipalities of Berwick, Stewiacke and Windsor also provided their voters with an electronic voting option which was available for a ten-day period leading up to and including election day. Higher voter participation rates (54-74% participation with over half of their voters using e-voting) were reported by these municipalities. The majority of their voters cast their e-ballots on election day.

DISCUSSION

The intent of providing electronic voting options for the 2008 Municipal and School Board Election was to further enhance public access to local government and increase voter participation in the municipal election process. The E-voting pilot project provided an opportunity for HRM to examine the risks and opportunities associated with E-voting. The experience and knowledge garnered during this pilot will enable HRM to provide increased enhancements and options to voters in future elections.

HRM's contract with Intelivote Systems Inc. provided a secure and reliable electronic voting platform. The voting system operated with no disruptions in service to voters or security breaches. Feedback provided by E-voters indicated that the system was user friendly and a quick and efficient method of casting their ballots.

The Path Forward

Through the direction of Council, HRM entered into a three-year price agreement with Intelivote Systems Inc for the provision of future E-voting opportunities. This agreement enables HRM to continue to partner with Intelivote System Inc for special elections, plebiscite or other appropriate uses.

Given the response to the E-voting pilot, it is the intention of the HRM Elections Office, with Council's direction, to conduct a fully integrated E-voting and in-person vote for any special election held within the Region between now and the 2012 Municipal and School Board Elections. E-voting would run from the beginning of the advanced voting period up to and including Ordinary Polling Day. A fully integrated special election would allow HRM to pilot the approach before the 2012 Municipal and School Board elections.

There will be some changes required to make the approach feasible. These changes include:

- bringing forward amendments to By-law A-400 Respecting Alternative Voting to allow Council flexibility in the time frames for Alternative voting during elections.
- continue undertaking the appropriate data cleansing processes with the Electors List received from Elections Nova Scotia, in advance of the election to ensure the voter information changes and potential voter duplicates are cleansed from the list;
- ensure that in-person poll locations have access to internet connections and computer terminals to access a real time electors list;
- ensure that the election workers have both the training and skills necessary to do on-line voter verification from a real time voters list.

BUDGET IMPLICATIONS

There are no budget implications directly associated with the recommendation, however, if the recommendation is approved the estimated cost per eligible voter is \$5.00. Should a by-election be required another report would be presented to Council for approval of an unbudgeted reserve withdrawal. There are currently sufficient funds, \$451,000, within the election reserve to cover the cost of running a fully integrated special election, should it be required.

Should Council wish to use the contract with Intelivote for the purposes of a plebiscite or other appropriate uses this would be an additional cost which would need to be budgeted within the project.

FINANCIAL MANAGEMENT POLICIES / BUSINESS PLAN

This report complies with the Municipality's Multi-Year Financial Strategy, the approved Operating, Capital and Reserve budgets, policies and procedures regarding withdrawals from the utilization of Capital and Operating reserves, as well as any relevant legislation.

ALTERNATIVES

Council could direct staff to conduct a special election without the use of electronic voting.

Council could direct staff to conduct a special election using electronic voting during advanced polling days only.


ATTACHMENTS

Statistical Information - 2008 E-voting Pilot

A copy of this report can be obtained online at <http://www.halifax.ca/council/agendasc/cagenda.html> then choose the appropriate meeting date, or by contacting the Office of the Municipal Clerk at 490-4210, or Fax 490-4208.

Report Prepared and Approved by: Cathy Mellett, Project Director, E-Voting, A/ Manager, Municipal Clerk's Office 490-6546

Financial Approval by:


Catherine Sanderson, Senior Manager, Financial Services, 490-1562

**2008 Municipal and School Board Election
Election Statistics - Intelivote Systems Inc.
Municipality - HRM**

Halifax Regional Municipality - Nova Scotia Municipal Election 2008

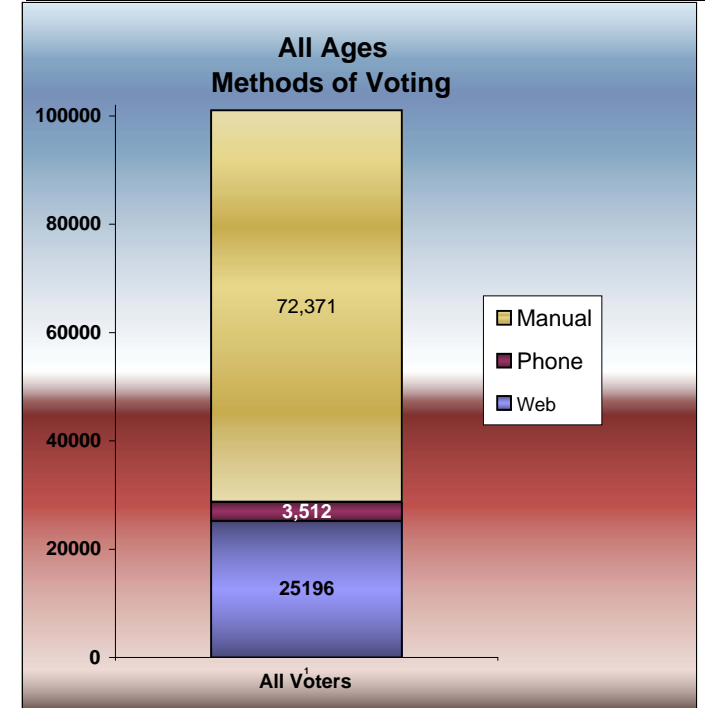
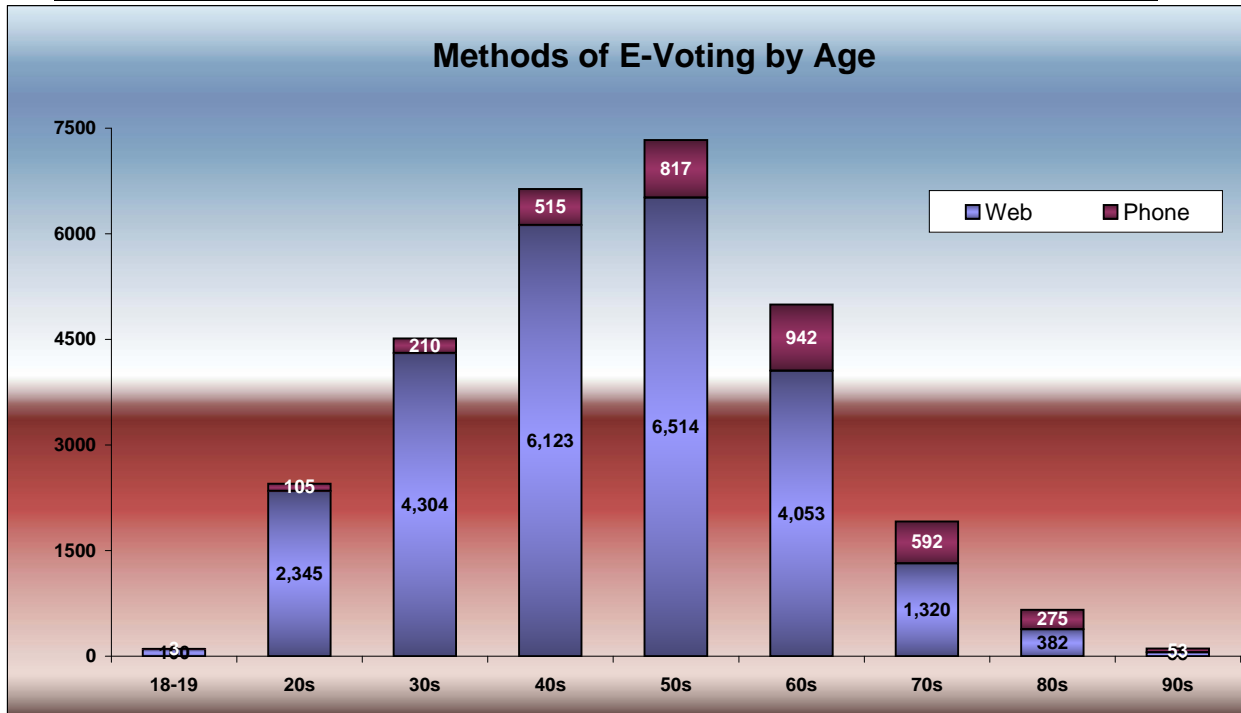
	Information Base	Number	%
1	Number of eligible electors setup in system.	279,398	
2	Number of electors who cast at least one ballot.	101,080	
3	Participation rate.	36.2%	
4	Voters who cast paper ballots.	72,371	71.6%
5	Voters who cast their ballot electronically.	28,709	28.4%
6	Voters who are female and voted electronically.	15,622	54.4%
7	Voters who are male and voted electronically.	13,087	45.6%
8	Voters who cast their ballot electronically via the Internet.	25,197	87.8%
9	Voters who cast their ballot electronically via the phone.	3,512	12.2%
10	Average amount of time a voter spent voting using the internet.	1 min. 42 seconds	
11	Average amount of time a voter spent voting using the telephone.	2 min. 23 seconds	
12	Voters entering credentials a second time after successfully voting	702	2.4%
13	Total internet votes from outside Canada.	135	
14	Total phone votes cast from outside Nova Scotia.	23	
15	CO ₂ carbon emissions reduction - result of voters not using vehicles.	13.65 metric tons	

Age Breakdown of Who Voted						
Age	ELIG.	VOTED	WEB	IVR	MAN	% Part.
18-19	776	103	100	3	N/A	13.3%
20s	47,721	2,450	2,345	105	N/A	5.1%
30s	49,304	4,514	4,304	210	N/A	9.2%
40s	58,208	6,638	6,123	515	N/A	11.4%
50s	52,200	7,331	6,514	817	N/A	14.0%
60s	34,376	4,995	4,053	942	N/A	14.5%
70s	19,245	1,912	1,320	592	N/A	9.9%
80s	10,375	657	382	275	N/A	6.3%
90s	2,137	108	55	53	N/A	5.1%
UK*	5,056	0	0	0	N/A	0.0%
Total	279,398	28,708	25,196	3,512	72,371	10.3%

*UK = Unknown age - not listed on elector's list.

Races	
Mayor: Select 1 from a list of 3	
Councillor: Single select - 23 Districts - 4 acclaimed	
School Board Member: Single select - 9 Districts	

E-voting period Oct 4th 8am until 8pm on Oct 6th - 60 hours

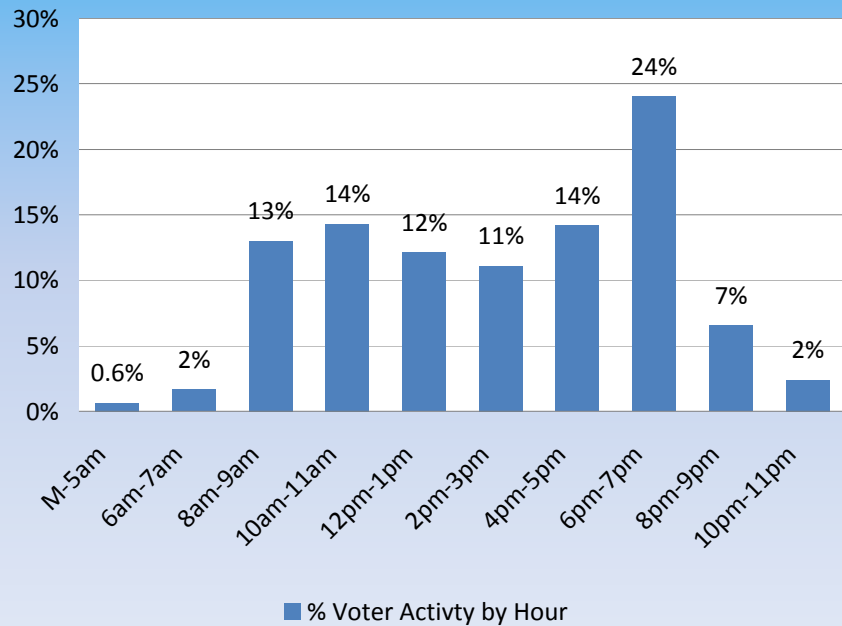


**2008 Municipal and School Board Election
Election Statistics - Intelivote Systems
Municipality - HRM Activity**

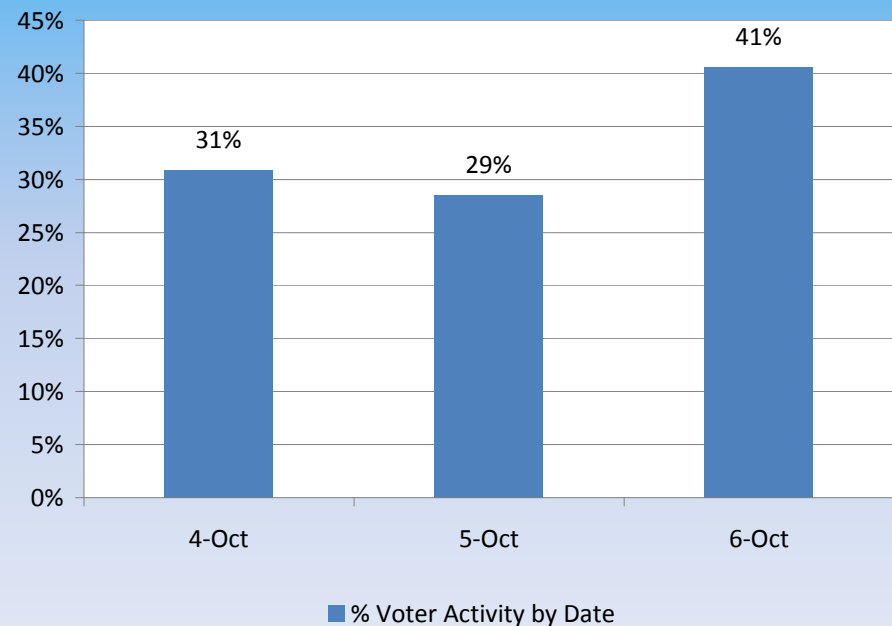
Halifax Regional Municipality - Nova Scotia Municipal Election 2008												
Session Hr.	M-5am	6am-7am	8am-9am	10am-11am	12pm-1pm	2pm-3pm	4pm-5pm	6pm-7pm	8pm-9pm	10pm-11pm	Total	% Sessions
04-Oct	0	0	1818	1966	1466	1195	1091	866	624	251	9277	31%
05-Oct	88	125	774	1166	1027	1055	1053	1467	1346	475	8576	29%
06-Oct	100	377	1309	1167	1150	1085	2114	4890	0	0	12192	41%
Total	188	502	3901	4299	3643	3335	4258	7223	1970	726	30045	100%
	0.6%	2%	13%	14%	12%	11%	14%	24%	7%	2%	100%	

Note: A vote session is defined as a connection to the system where a person entered valid voter credentials. This includes audit votes and voters returning to the system additional times to try to re-vote. This number does not equal the valid votes cast but rather is an indication of connection activity by hour and day to the system.

Vote Sessions by Time of Day



Voter Activity by Date



Internet Voters - HRM

	State	Visitors
1	Colorado	12
2	New York	10
3	Nevada	10
4	Pennsylvania	7
5	Georgia	6
6	Massachusetts	6
7	California	5
8	New Jersey	4
9	Tennessee	4
10	Illinois	4
11	Missouri	3
12	Virginia	3
13	Kentucky	3
14	Florida	2
15	Washington	2
16	Michigan	2
17	Wisconsin	1
18	Texas	1
19	West Virginia	1
20	South Carolina	1
21	Maine	1
22	Hawaii	1
23	Connecticut	1
24	North Carolina	1
25	Minnesota	1
26	Maryland	1
	Total *	93

* Adjusted to remove known Spiders.

Internet Voters - HRM

	Country	Visitors
1	United Kingdom	7
2	Germany	4
3	Japan	3
4	France	3
5	Australia	3
6	United Arab Emirates	3
7	Norway	2
8	Qatar	2
9	Netherlands Antilles	2
10	Malta	1
11	Netherlands	1
12	Trinidad and Tobago	1
13	Portugal	1
14	Sri Lanka	1
15	Switzerland	1
16	Belgium	1
17	Bermuda	1
18	Bahrain	1
19	Indonesia	1
20	Austria	1
21	Denmark	1
22	Hong Kong	1
	Total *	42

* Adjusted to remove known Spiders.

District Participation Rates - Electronic Voting

District	Voters	Voted	% Part
D01 EASTERN SHORE - MUSQUODOBOIT VALLEY	10,178	690	6.8%
D02 WAVERLEY - FALL RIVER - BEAVER BANK	13,759	1,637	11.9%
D03 PRESTON - LAWRENCETOWN - CHEZZETCOOK	14,058	1,343	9.6%
D04 COLE HARBOUR	14,416	1,642	11.4%
D05 DARTMOUTH CENTRE	12,171	1,297	10.7%
D06 EAST DARTMOUTH - THE LAKES	12,254	1,310	10.7%
D07 PORTLAND - EAST WOODLAWN	13,504	1,562	11.6%
D08 WOODSIDE - EASTERN PASSAGE	12,175	1,244	10.2%
D09 ALBRO LAKE - HARBOURVIEW	11,185	739	6.6%
D10 CLAYTON PARK WEST	11,787	1,106	9.4%
D11 HALIFAX NORTH END	11,160	1,120	10.0%
D12 HALIFAX DOWNTOWN	10,701	948	8.9%
D13 NORTHWEST ARM - SOUTH END	11,661	1,213	10.4%
D14 CONNAUGHT - QUINPOOL	11,089	1,226	11.1%
D15 FAIRVIEW - CLAYTON PARK	10,266	874	8.5%
D16 ROCKINGHAM - WENTWORTH	11,047	1,294	11.7%
D17 PURCELL'S COVE - ARMDALE	10,485	1,322	12.6%
D18 SPRYFIELD - HERRING COVE	11,813	988	8.4%
D19 MIDDLE AND UPPER SACKVILLE - LUCASVILLE	12,871	1,101	8.6%
D20 LOWER SACKVILLE	11,864	1,075	9.1%
D21 BEDFORD	12,324	1,790	14.5%
D22 TIMBERLEA - PROSPECT	14,656	1,544	10.5%
D23 HAMMONDS PLAINS - ST. MARGARETS	13,974	1,644	11.8%